Table of Contents

INTRODUCTORY SECTION

	Page
Table of Contents	1
Appropriations Act	3
Capital Outlay Construction 2008-09	7
Capital Outlay Equipment 2008-09	10
Summary of Debt Service Schedule	11
Schedule of Leases and Contracts	12
Fee Schedule	13

FINANCIAL SECTION

GENERAL FUND

Millage Rate History	41
General Fund Revenues	43
General Fund Expenditures	60
Central Administration	71
Community Development	95
Public Works	101
Social Services	109
Parks and Recreation Administration	119
Information Systems	127
City Hall	129
Park Cemetery	131
Police Department	133
Fire Department	135
Rental Code Enforcement	139
Engineering	141
Insurance Liability	144
General Fund Debt Service	146
General Fund Appropriation Transfers	148

Table of Contents
Continued

	Page
SPECIAL REVENUE FUNDS	
Major Street Fund	151
Local Street Fund	161
Library Fund	169
MSHDA Homeowner Repair Fund	173
MSHDA Downtown Rental Fund	175
Criminal Justice Training Fund	177
Lakeview Arena Fund	179
DEBT SERVICE FUNDS	
1998 Building Authority Debt Service Fund - Municipal Service Center	185
FY 2008 Street Projects Debt Service Fund	187
FY 2008 High Street SRF2 Debt Service Fund	189
2008 Street Projects Debt Service Fund	191
MDOT Spring Street Debt	193
2009 Street Projects Debt Service Fund	195
Founders Landing Debt	197
Heartwood Forest Land Debt	199
1998 Building Authority Debt Service Fund - Arena	201
Library Improvement Debt Fund	203
1998 Building Authority Debt Service Fund - Library	205
CAPITAL PROJECTS FUNDS	
Construction Fund	207
ENTERPRISE FUNDS	
Stormwater Utility Fund	211
Marquette Area Wastewater Treatment Fund	217
Water Supply and Sewage Disposal Fund	221
Marina Fund	233
INTERNAL SERVICE FUNDS	
Municipal Service Center Fund	241
Motor Vehicle Equipment Fund	247

CITY OF MARQUETTE
GENERAL APPROPRIATIONS ACT
May 12, 2008
For the Fiscal Period Beginning July 1, 2008
and Ending June 30, 2009

WHEREAS, Public Act 621 of 1978 of the State of Michigan and Chapter 8 of the City Charter require City Commission adoption of a Budget Plan for the forthcoming Fiscal Year; and

WHEREAS, a Tentative Budget for Fiscal Year 2008 - 2009 was prepared and submitted by the City Manager to the City Commission on April 14, 2008; and

WHEREAS, the City Commission has reviewed and revised the Tentative Budget through a series of work sessions, special meetings and public hearings, and has caused the formulation of a Proposed Budget; and

WHEREAS, a Public Hearing on the Proposed Budget was duly called, publicized, and held on May 12, 2008;

NOW, THEREFORE, BE IT RESOLVED, that this Commission hereby makes and adopts the following estimates of all revenues and all expenditures of the several funds of the City for the Fiscal Year beginning July 1, 2008, and for the payment of interest and indebtedness to fall due during the year for the following functions and purposes respectively:

GENERAL FUND

Revenues by Source:	
Taxes	$8,660,560
Payment In Lieu of Taxes	2,400,000
State Revenue Sharing	2,077,000
Other	4,605,210
Total Revenues	$17,742,770
Expenditures by Function:	
General Government	$ 3,152,640
Public Safety	5,502,720
Public Works	4,954,025
Social Services	355,825
Recreation & Culture	489,585
Debt Service	104,645
Transfers Out	3,183,330
Total Expenditures	$17,742,770

MAJOR STREET AND TRUNKLINE FUND

Revenues:	$ 3,028,610
Expenditures:	$ 3,028,610

LOCAL STREET FUND

Revenues:	$ 2,097,330
Expenditures:	$ 2,097,330

PETER WHITE PUBLIC LIBRARY	
Revenues:	$ 1,647,500
Expenditures:	$ 1,647,500
CRIMINAL JUSTICE TRAINING FUND	
Revenues:	$ 8,500
Expenditures:	$ 8,500
1998 BUILDING AUTHORITY DEBT FUND-MSC	
Revenues:	$ 386,445
Expenditures:	$ 386,445
FY 2007 STREET PROJECTS DEBT FUND	
Revenues:	$ 487,300
Expenditures:	$ 487,300
2006 HIGH STREET DEBT FUND	
Revenues:	$ 276,415
Expenditures:	$ 276,415
FY 2008 STREET PROJECTS DEBT FUND	
Revenues:	$ 650,000
Expenditures:	$ 650,000
2003 MDOT-SPRING STREET DEBT FUND	
Revenues:	$ 82,875
Expenditures:	$ 82,875
FY 2009 STREET PROJECTS DEBT FUND	
Revenues:	$ 170,000
Expenditures:	$ 170,000
2003 FOUNDERS LANDING DEBT FUND	
Revenues:	$ 309,980
Expenditures:	$ 309,980
2005 FORESTLAND DEBT FUND	
Revenues:	$ 545,000
Expenditures:	$ 545,000
1997 LIBRARY IMPROVEMENT DEBT FUND	
Revenues:	$ 356,500
Expenditures:	$ 356,500
PROJECT CONSTRUCTION FUND	
Revenues:	$ 6,935,000
Expenditures:	$ 6,935,000
STORM WATER UTILITY FUND	
Revenues:	$ 2,291,155
Expenditures:	$ 2,291,155

MARQUETTE AREA WASTEWATER TREATMENT FACILITY FUND

Revenues:	$ 1,653,525
Expenditures:	$ 1,653,525

WATER & SEWER DISPOSAL SYSTEM FUND

Revenues:	$12,860,195
Expenditures:	$12,860,195

MARINA FUND

Revenues:	$ 324,065
Expenditures:	$ 324,065

LAKEVIEW ARENA FUND

Revenues:	$ 2,189,140
Expenditures:	$ 2,189,140

MUNICIPAL SERVICE CENTER FUND

Revenues:	$ 818,705
Expenditures:	$ 818,705

MOTOR VEHICLE EQUIPMENT FUND

Revenues:	$ 2,414,430
Expenditures:	$ 2,414,430

DOWNTOWN DEVELOPMENT AUTHORITY FUND

Revenues:	$ 740,720
Expenditures:	$ 740,720

BE IT FURTHER RESOLVED, that this Commission has estimated the revenue which will be forthcoming during Fiscal Year 2008-09 as determined the amount necessary to balance the General Fund Budget to be the sum of $8,660,560; and has determined the amount necessary to balance the Peter White Public Library Budget to be the sum of $743,200; and

BE IT FURTHER RESOLVED, that in accordance with the Public Notification provisions of Act 5 of 1982 of the State of Michigan, the sum of $8,660,560 is hereby fixed as the amount to be raised by Real and Personal Taxes for the 2008-09 Fiscal Year for the General Fund (a millage rate of 15.2725 mills); the sum of $356,400 is hereby fixed as the amount to be raised by Real and Personal Taxes for the 2008-09 fiscal year for the 1997 Library Improvement Debt Fund (a millage of 0.6400 mills); the sum of $743,200 is hereby fixed as the amount to be raised by Real and Personal Property Taxes for the 2008-09 Fiscal Year for the Peter White Public Library (a millage rate of 1.3699 mills); and the sum of $549,240 is hereby fixed as the amount to be raised from an operational millage for the 2008-09 Fiscal Year for the Downtown Development Authority (a millage of 1.8881 mills); and

BE IT FURTHER RESOLVED that all transfers between appropriations to the various functions may be made only by further action of the Commission, pursuant to the provisions of the Michigan Uniform Accounting and Budgeting Act.

This page intentionally left blank.

City of Marquette
Capital Outlay Plan
2008-2009 Fiscal Year

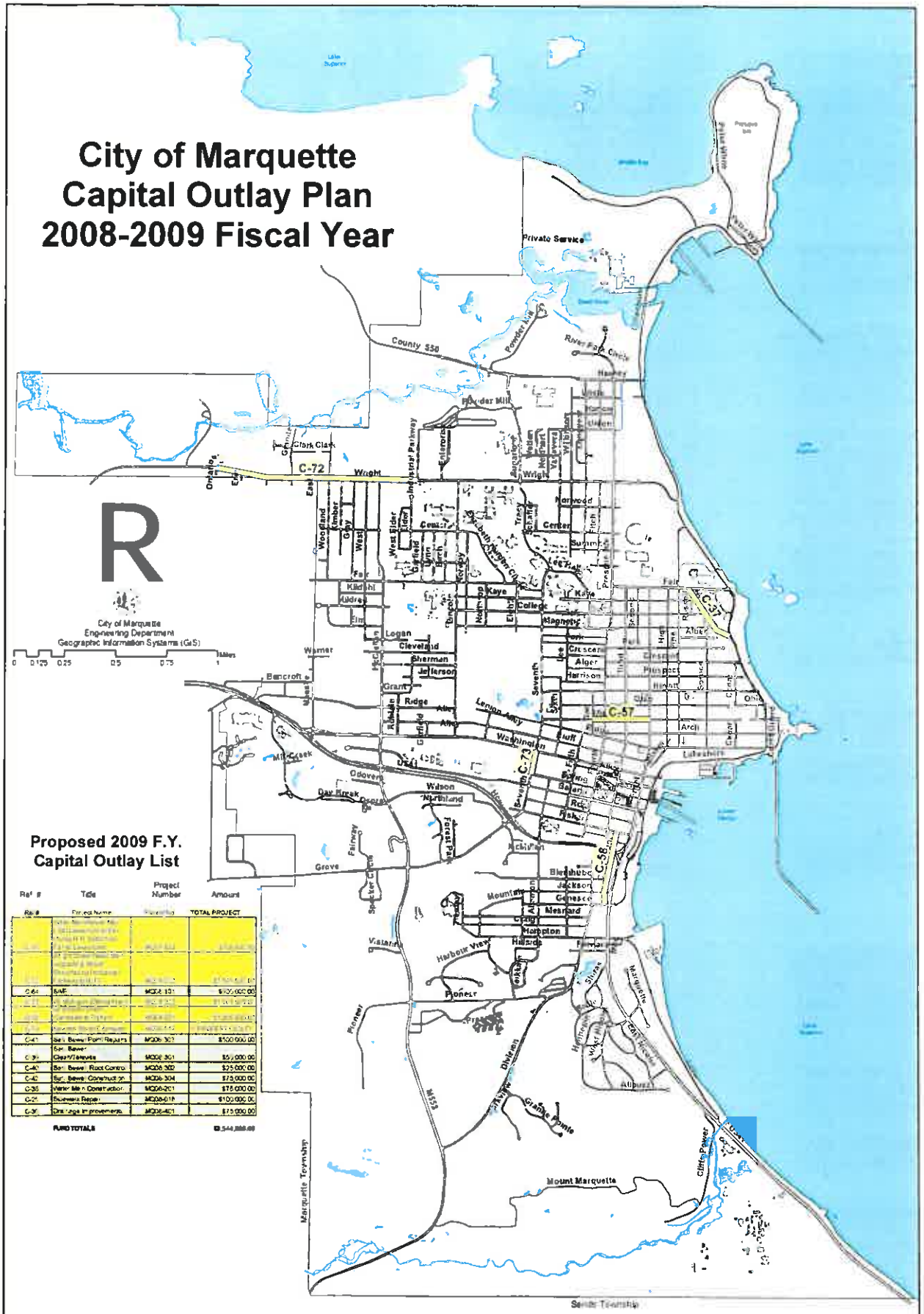

Proposed 2009 F.Y. Capital Outlay List

Ref #	Title	Project Number	Amount
			TOTAL PROJECT
C-64	SAF	MQ08-101	$100,000.00
C-41	San. Sewer Plant Repairs	MQ08-301	$500,000.00
	San. Sewer		
C-39	Clean/Televise	MQ08-301	$50,000.00
C-40	San. Sewer: Root Control	MQ08-302	$25,000.00
C-42	San. Sewer: Construct pr.	MQ08-304	$75,000.00
C-35	Water Main Construction	MQ08-201	$75,000.00
C-21	Sidewalk Repair	MQ08-01P	$100,000.00
C-37	Drainage Improvements	MQ08-401	$75,000.00
FUND TOTALS			$2,544,000.00

= Projects Colored YELLOW Are Shown On Map

= Projects Colored GREY Are Not Shown On Map.
These Projects Will Have Multiple Locations.

CITY OF MARQUETTE
2008-09 CAPITAL OUTLAY CONSTRUCTION REQUESTS

		Ref #	Department Requested 2008-09	Comm Approved 2008-09
GENERAL FUND				
City Hall				
101-265-00000-976-0000	Carpet/Tile Replacement-Community Development	C-1	$7,500	$0
101-265-00000-972-0000	East Entrance ADA Ramp	C-2	3,500	0
101-265-00000-976-0000	Fire Alarm System	C-3	100,000	0
101-265-00000-972-0000	City Hall Irrigation	C-4	12,000	0
101-265-00000-972-0000	Pavement Sealing	C-5	5,500	0
101-265-00000-976-0000	Climate Control Management Upgrade	C-6A	35,000	0
	Sub-Total City Hall		$163,500	$0
Cemetery				
101-276-00000-976-0000	Caretaker's Home Demolition	C-7	$12,000	$0
101-276-74032-972-0000	Eagle Drive Construction	C-8	25,000	0
101-276-00000-976-0000	Barrier Free Restroom	C-9	10,000	0
	Sub-Total Cemetery		$47,000	$0
Public Works Department				
101-441-74095-972-0000	Composting and Snow Storage Site Development	C-10	$100,000	$0
101-441-00000-976-0000	Harlow Park Restroom Construction	C-11	50,000	0
101-441-00000-971-0000	Land Acquisition	C-12	200,000	0
101-441-00000-972-0000	Mattson Park Bulkhead Study and Repair	C-13	15,000	0
101-441-74041-972-0000	Mattson Park Irrigation	C-14	50,000	0
101-441-74037-775-0000	Mattson Park Landscaping	C-15	2,500	0
101-441-00000-972-0000	Tennis Court Removal-Presque Isle Park	C-16	0	0
101-441-00000-972-0000	River Park Sports Complex Facility Signs	C-17	12,000	0
101-441-00000-976-0000	Shiras Park Restroom Roof	C-18	13,000	0
101-441-00000-972-0000	Tourist Park Restroom ADA Access Upgrade and Drinking Fountain	C-19	6,500	0
101-441-00000-976-0000	Tourist Park Restroom Roof	C-20	13,000	0
101-441-00000-972-0000	Tourist Park Facility Signs	C-21	15,000	0
101-441-00000-972-0000	William's Park ADA Drinking Fountain	C-22	4,000	0
101-441-00000-972-0000	William's Park Basketball Court Improvements	C-23	35,000	0
101-441-00000-972-0000	William's Park Playground Improvement	C-24	28,500	0
	Sub-Total Public Works		$544,500	$0
Sidewalks				
101-444-08018-972-0000	Sidewalk Replacement-City Wide	C-25	$100,000	$100,000
	Sub-Total Sidewalks		$100,000	$100,000
Parks Department				
101-751-74078-972-0000	River Park Sports Complex Seeding and Grading	C-26	$50,000	$0
101-751-74080-972-0000	Soccer Field Lighting	C-27	70,000	0
101-751-74084-976-0000	Presque Isle Pedestrian Pathway Expansion	C-28	65,000	0
101-751-74079-972-0000	River Park Sports Complex Parking Lot	C-29	575,000	0
	Sub-Total Parks		$760,000	$0
Tourist Park				
101-785-00000-975-0000	(3) Cabins	C-30	$65,000	$0
101-785-00000-976-0000	Campground Renovation	C-31	450,000	0
	Sub-Total Tourist Park		$515,000	$0
		Total General Fund	**$2,130,000**	**$100,000**
MAJOR STREET FUND				
202-459-07105-801-0000	Asphalt Pavement Maintenance-City Wide	C-32A	$45,000	$0
202-463-00000-801-0000	Centerline Painting	C-33	5,000	5,000
202-463-00000-775-0000	Street Sign Replacement	C-34	15,000	0
202-463-00000-801-0000	Street Tree Replacement	C-35A	5,000	0
		Total Major Street Fund	**$70,000**	**$5,000**
LOCAL STREET FUND				
203-459-07105-801-0000	Asphalt Pavement Maintenance-City Wide	C-32B	$10,000	$0
203-463-00000-801-0000	Street Tree Replacement	C-35B	10,000	0
		Total Local Street Fund	**$20,000**	**$0**
STORMWATER FUND				
555-459-08401-972-0000	Drainage Improvements/Rehab-City Wide	C-36	$75,000	$75,000
		Total Stormwater Fund	$75,000	**$75,000**
WATER & SEWER FUND				
592-598-07023-973/974/985	W/S Main Reconstruction (Lakeshore to Fair along abandoned LSI)	C-37	$709,000	$709,000
592-598-08201-973-0000	Water Main Construction-City Wide	C-38	75,000	75,000
592-551-08301-801-0000	Sanitary Sewer Televising	C-39	50,000	50,000
592-551-08302-801-0000	Sanitary Sewer Root Control	C-40	25,000	25,000
592-551-08303-801-0000	Sanitary Sewer Point Repairs	C-41	500,000	500,000
592-598-08304-985-0000	Sanitary Sewer Construction-City Wide	C-42	75,000	75,000
592-598-08305-985-0000	Sanitary Sewer Slip Lining-City Wide	C-43	800,000	0
592-598-00000-702/973/974/984/985	Capital Improvements to W/S System-City Wide	C-44	100,000	160,000
592-598-00000-978-0000	Temperature Transmitter	C-45	3,000	0
592-598-00000-973-0000	River Park Comfort Station W/S Mains	C-46	60,000	0
592-598-00000-977-0000	Wilson Street Pumphouse Flow Recorder	C-47	15,280	0
592-598-00000-801-0000	Soft Starter for Fire Pump-Wilson Street Pump House	C-48	7,000	0
592-598-00000-976-0000	Water Filtration Plant Building Improvements	C-49	30,000	30,000
		Total Water & Sewer Fund	$2,449,280	**$1,624,000**

		Ref #	Department Requested 2007-08	Department Requested 2007-08
MARINAS				
594-598-00000-976-0000	Cinder Pond Marina Air Conditioning	C-50	$4,000	$0
		Total Marina Fund	$4,000	$0
LAKEVIEW ARENA				
598-780-09001-976-0000	Arena Renovations	C-51	$3,000,000	$1,300,000
		Total Lakeview Arena Fund	$3,000,000	$1,300,000
MUNICIPAL SERVICE CENTER				
632-490-00000-976-0000	Climate Control Management Upgrade	C-6B	$35,000	$0
632-490-00000-972-0000	Calcium Chloride Containment System	C-52	10,000	0
632-490-00000-972-0000	MSC Irrigation	C-53	12,000	0
632-490-00000-972-0000	Pavement Sealing	C-54	10,000	0
632-490-09002-976-0000	Salt Barn Re-roof	C-55	80,000	80,000
632-490-00000-976-0000	Wash Bay Man Doors	C-56	7,500	0
		Total Municipal Service Fund	$154,500	$80,000
MULTI-FUND PROJECTS - SUMMARY				
459-459-08020-980-0000	W Michigan Street Reconstruction (Oak to Front)	C-57	$1,561,000	$1,561,000
459-459-08021-980-0000	Champion Street Reconstruction (Genesee to Fisher)	C-58	1,965,000	1,965,000
459-459-08022	Alger Street Reconstruction (Lee to Fourth)	C-59	1,000,000	0
459-459-08023	E Crescent Street Reconstruction (Fourth to Third/High to Spruce)	C-60	1,509,000	0
459-459-08024	E Ridge Street Reconstruction (Cedar to Lakeshore)	C-61	569,000	0
459-459-08025	E Washington Street Reconstruction (Front to Lakeshore)	C-62	549,000	0
459-459-08026	E Prospect Street Reconstruction (Pine to Spruce/Third to East)	C-63	1,291,000	0
459-459-08101-980-0000	SIMP	C-64	900,000	900,000
459-459-08102	Adams Street Reconstruction (Mesnard to Hampton)	C-65	275,000	0
459-459-08102	Brule Road Reconstruction (Radisson to Joliet)	C-66	503,000	0
459-459-08102	Fair Avenue Reconstruction (Lincoln to Norway)	C-67	181,000	0
459-459-08102	Garfield Avenue Reconstruction (Jefferson to Sherman)	C-68	108,000	0
459-459-08102	Powder Mill Road Reconstruction (Sugarloaf to Tourist Park)	C-69	93,000	0
459-459-08103	Clark Street Reconstruction (Granite to Woodland)	C-70	731,000	0
459-459-08103	Woodland Avenue Reconstruction (Wright to Dead End)	C-71	1,097,000	0
459-459-08202-980-0000	Wright Street Resurfacing/Water Main	C-72	2,509,000	2,509,000
459-459-90017	Seventh Street Extension (Spring to Washington)	C-73	851,000	0
459-459-91029	McClellan Avenue Extension (Fair to Wright)	C-74	458,000	0
		Total Multi-Fund	$16,150,000	$6,935,000
		Grand Total	$24,052,780	$10,119,000

CITY OF MARQUETTE
2008-09 CAPITAL OUTLAY EQUIPMENT REQUESTS

		Ref #	Dept Requested 2008-09	Comm Approved 2008-09
GENERAL FUND				
Elections				
101-262-00000-977-0000	(28) Four Station Voting Booths	E-1	$21,000	21,000
Information Systems				
101-228-00000-978-0000	(7) Point of Sale Systems for Parks & Rec	E-2	$14,000	10,000
101-228-00000-740-0000	(4) GIS Software	E-3	$3,000	3,000
101-228-00000-740-0000	Laptop Computer	E-4	$1,750	0
101-228-00000-740-0000	(2) Network Switches	E-5	$1,500	1,500
101-228-00000-978-0000	Wide Area Network Components	E-6	$47,000	0
101-228-00000-740-0000	(2) Laser Printers	E-7	$5,000	0
101-228-00000-979-0000	Maintenance Management Software	E-8	$100,000	0
Treasurer				
101-253-00000-977-0000	Coin Sorter	E-9	$6,550	0
Police				
101-301-00000-977-0000	Digital In-Car Camera/Radar	E-10	$4,500	4,500
Fire Dept				
101-336-00000-850-0000	Antennae Systems and Battery Backup for VHS Radio	E-11	$4,400	4,400
Engineering Dept				
101-447-00000-977-0000	(3) Portable Traffic Counters and Software	E-12	$8,000	0
		Total General Fund	**$216,700**	**$44,400**
WasteWater Treatment Plant				
590-598-09003-977-0000	Office Furniture	E-13	$35,000	$35,000
		Total Wastewater Treatment Plant	**$35,000**	**$35,000**
WATER & SEWER FUND				
592-538-09004-740-0000	Pressure Recorder	E-14	$2,500	$2,500
592-598-09005-976-0000	Heating and Ventilation Controls	E-15	$30,000	$30,000
592-598-00000-977-0000	(2) On-Site Chlorination Generator	E-16	$124,000	$0
592-598-00000-977-0000	Variable Frequency Drive	E-17	$12,000	$0
		Total Water & Sewer Fund	**$168,500**	**$32,500**
MOTOR POOL				
661-495-00000-740-0000	Metal Bench Lathe	E-18	$5,000	$0
661-495-00000-740-0000	Magnetic Induction Heating System	E-19	$3,000	$0
661-495-09006-740-0000	(2) Jacking Beams	E-20	$5,000	$5,000
661-495-09007-740-0000	Heavy Duty Industrial Sander	E-21	$2,500	$2,500
661-495-00000-740-0000	Cabinet Bead Blaster	E-22	$1,800	$0
661-495-09008-977-0000	Valve Exerciser/Valve Box/Vacuum/Flushing Box	E-23	$48,000	$48,000
661-495-00000-977-0000	Trailer Mounted Brush Chipper	E-24	$40,000	$0
661-495-00000-977-0000	Trailer Mounted Compressor	E-25	$20,000	$0
661-495-09009-977-0000	Riding Lawn Mower	E-26	$20,500	$20,500
661-495-00000-977-0000	Municipal Tractor/Tool Carrier	E-27	$92,000	$0
661-495-00000-981-0000	Two Wheel Drive Window Van	E-28	$30,000	$0
661-495-00000-981-0000	Travel Van	E-29	$30,000	$0
661-495-00000-981-0000	Stake Body Truck	E-30	$68,000	$0
661-495-09010-981-0000	(3) Police Patrol Vehicles	E-31	$84,000	$84,000
661-495-09011-981-0000	Four Wheel Drive Pickup with Plow	E-32	$30,000	$30,000
661-495-09012-982-0000	Tracked Excavator	E-33	$140,000	$145,000
661-495-09013-982-0000	Regenative Air Sweeper	E-34	$185,000	$140,000
661-495-00000-982-0000	Horizontal Shred-All	E-35	$110,000	$0
661-495-00000-982-0000	Front End Loader	E-36	$165,000	$0
		Total Motor Pool Fund	**$1,079,800**	**$475,000**
		Grand Total	**$1,500,000**	**$586,900**

CITY OF MARQUETTE
DEBT SERVICE SCHEDULE
SUMMARY OF ALL FUNDS

Fiscal Year		1988 Landfill Construction 101	2000 Lakeshore Park Place 101	2002 GEMS 101	1999 Refunding Streets 202	1999 Refunding Streets 203	1998 Municipal Svc Center 351	2007 Street Improvements 352	2008 Street Improvements 354	2003 MDOT Spring St 355	2003 Founders Landing 360	2005 Forest Land 365	1997 Library Imp 371	1995 Stormwater 555	1998 Sewer Interceptor 592	2003 Refunding W/S #1 592	2004 SRF#1 Sewer 592	2007 SRF#2 Sewer 592	2006 Water Membranes 592	2003 Refunding Marina 594	TOTAL
2009	P	21,541	22,682	51,094	167,037	17,964	205,000	285,000	330,000	82,874	175,000	175,000	245,000	275,000	120,866	480,000	150,000	0	125,000	75,000	3,004,058
	I	1,077	3,437	4,809	12,247	1,317	181,443	202,300	285,563	0	134,979	263,809	111,500	28,250	2,659	137,416	63,006	276,413	50,113	14,594	1,774,932
2010	P		23,457	53,446	176,066	18,935	210,000	295,000	300,000	82,874	175,000	190,000	250,000	290,000		410,000	155,000	725,000	130,000	70,000	3,554,778
	I		2,346	2,459	4,182	450	172,013	190,700	327,158	0	129,729	254,228	101,600	14,500		121,815	59,766	270,522	45,013	12,513	1,708,994
2011	P		24,617				225,000	305,000	300,000	82,874	155,000	200,000	260,000			410,000	155,000	740,000	135,000	75,000	3,067,491
	I		1,201				162,248	178,700	318,158	0	123,823	243,990	91,400			107,465	56,472	258,619	39,713	10,244	1,592,033
2012	P						235,000	320,000	310,000	82,874	190,000	210,000	275,000			430,000	160,000	750,000	140,000	75,000	3,177,874
	I						151,560	166,200	308,408	0	118,398	233,228	80,700			92,090	53,125	246,513	34,213	7,713	1,492,148
2013	P						245,000	330,000	325,000	82,874	190,000	225,000	285,000			450,000	165,000	760,000	145,000	80,000	3,282,874
	I						140,163	153,200	297,558	0	111,273	221,809	69,500			75,965	49,672	234,244	28,513	4,900	1,386,797
2014	P						260,000	345,000	335,000	82,874	200,000	240,000	295,000			470,000	165,000	775,000	150,000	85,000	3,402,874
	I						128,035	139,700	286,183	0	104,148	209,603	57,900			57,965	46,166	221,772	22,706	1,700	1,275,878
2015	P						275,000	360,000	350,000	82,874	210,000	250,000	305,000			485,000	170,000	790,000	160,000		3,437,874
	I						115,035	125,600	273,620	0	96,398	196,740	45,900			40,105	42,606	209,056	16,600		1,161,660
2016	P						285,000	375,000	360,000	82,874	220,000	270,000	320,000			505,000	175,000	800,000	165,000		3,557,874
	I						101,148	110,900	260,495	0	87,998	183,090	33,400			20,705	38,941	196,138	10,100		1,042,915
2017	P						300,000	390,000	375,000	82,874	230,000	285,000	330,000				180,000	815,000	170,000		3,157,874
	I						86,613	95,600	242,495	0	79,198	168,450	20,400				35,169	183,016	3,400		914,341
2018	P						320,000	405,000	395,000	82,874	235,000	300,000	345,000				180,000	825,000			3,087,874
	I						71,238	79,700	223,745	0	69,653	152,948	6,900				31,344	169,691			805,219
2019	P						335,000	420,000	415,000	82,874	245,000	320,000					185,000	840,000			2,842,874
	I						54,838	63,200	203,995	0	59,900	136,358					27,466	156,163			701,920
2020	P						355,000	440,000	430,000		260,000	340,000					190,000	855,000			2,870,000
	I						37,669	46,000	187,395		49,488	118,538					23,481	142,391			604,962
2021	P						380,000	455,000	450,000		270,000	355,000					195,000	870,000			2,975,000
	I						19,475	28,100	170,195		38,178	99,773					19,391	128,375			503,487
2022	P							475,000	470,000		280,000	375,000					200,000	880,000			2,680,000
	I							9,500	152,195		26,163	79,781					15,194	114,156			396,989
2023	P								480,000		295,000	395,000					200,000	895,000			2,285,000
	I								133,395		13,423	58,414					10,944	99,734			315,910
2024	P								505,000			415,000					205,000	910,000			2,035,000
	I								114,195			35,936					6,641	85,069			241,841
2025	P								525,000			440,000					210,000	925,000			2,100,000
	I								93,490			12,210					2,231	70,159			178,090
2026	P								550,000									940,000			1,490,000
	I								71,965									55,006			126,971
2027	P								570,000									955,000			1,525,000
	I								49,140									39,609			88,749
2028	P								600,000									970,000			1,570,000
	I								25,200									23,969			49,169
2029	P																	990,000			990,000
	I																	8,044			8,044
TOTALS	P	21,541	70,756	104,540	343,103	36,899	3,630,000	5,200,000	8,375,000	911,614	3,330,000	4,985,000	2,910,000	565,000	120,866	3,640,000	3,040,000	17,010,000	1,320,000	460,000	56,074,319
	I	1,077	6,984	7,268	16,429	1,767	1,421,478	1,589,400	4,024,548	0	1,242,749	2,668,905	619,200	42,750	2,659	653,526	581,615	3,188,659	250,371	51,664	16,371,049
		22,618	77,740	111,808	359,532	38,666	5,051,478	6,789,400	12,399,548	911,614	4,572,749	7,653,905	3,529,200	607,750	123,525	4,293,526	3,621,615	20,198,659	1,570,371	511,664	72,445,368

Refunded
in 2006
Savings of
$171,581

CITY OF MARQUETTE
LEASES & CONTRACTS
2008-2009 FISCAL YEAR

Lease #	Lessee	Lease Period	Fee	Billing Period	Expiration
1010	Acorn Renovations 101-441-00000-667-0000	10/02 - 10/17	$50.00	Monthly - 1st	10/1/17
605/605A	American Legion % Jopling 101-441-00000-667-0000	11/75 to ____	$2.00	Annual-Dec	Continual
____	Argonics 101-000-00000-667-0000	07/06 to ___	$100.00	Annual-July	Continual
294	Chamber of Commerce 101-441-00000-667-0000	3/59 - 10/31/13	$50.00	Annual-March	10/31/13
748	Charter Communications 592-591-79605-695-0000	3/80 - ____	$100.00	Annual-April	Auto renewal
_____	Charter Communications Co. 101-441-00000-667-0000	11/96 - 10/06	$100.00	Annual-Nov	10/31/06
555/622	Closner Construction 101-441-00000-667-0000	7/92 to ____	$20.00	Annual-July	Continual
_____	Grade A 1-Stop (David Vernier) 101-441-0000-667-0000	11/96 to ____	$62.50	Annual-Nov	11/1/02
_____	Lower Harbor Properties, LLC 101-441-00000-667-0000	07/07 to _____	$100.00	Annual-July	Continual
557	Lutey, Richard (Peninsula Bank) 101-441-00000-667-0000	11/93 to ____	$500.00	Annual-Nov	Continual
_____	iEconomy 101-000-00000-667-0000	02/06 to ____	$50.00	Annual-	Continual
_____	Mqt Co Accounting Dept 101-000-00000-667-0000	9/91 to ____	$4,320.00 (subject to chg.)	Annual-Aug	Continual
_____	Mql. Jr. Hockey & Mql. Figure Skating 598-000-00000-651-0000	9/06 - 3/07	$51,491.20	5 equal pmts.	March 2007
801	Mql Maritime Museum 101-441-00000-667-0000	10/81 - 10/2080 (99 year lease)	$1.00	Annual-Nov	10/2080
_____	Mql Public Schools ([Police Liaison) 101-301-00000-675-0000	1/79 to ____	$8,000.00	Annual-July	Continual
1038	North State BMX 101-441-00000-667-0000	9/85 to ____	$1.00	Annual-July	Continual
_____	Pure Gear Esporta Equipment	no charges until lessee's investment is essentially reimbursed by City (est Nov 2012)	$3,496.00	Annual-	Continual
1164	Tom Belt 101-000-00000-667-0000	12/05 to12/08	$100.00	Annual-Dec	12/12/2008
_____	United Way of Marquette County 598-000-00000-667-0000	1/02 to 1/12	$1.00	Annual-Jan	1/1/12
_____	United Way of Marquette County 598-000-00000-667-0000	1/02 to 1/12	$506.46	Quarterly	Adjusted every January
_____	Wells Fargo 101-000-00000-667-0000	02/06 to ___	$50.00	Annually	Continual
_____	YMCA of Marquette County 101-441-00000-667-0000	1/98 to 1/2043	$1.00	Annual-Jan	Continual
_____	Tu Kaluthia, LLC 101-000-00000-667-0000	1/08 to ____	$100.00	Annual-Jan	Continual
_____	WRV LLC (Donckers) 101-000-00000-667-0000	7/08 to ____	$100.00	Annual-July	Continual

CITY OF MARQUETTE ADOPTED FEES

DEPARTMENT FEE	July 1, 2008 - June 30, 2009 ADOPTED FEE
ALL DEPARTMENTS	
	.30¢/copy
Freedom of Information Act: If research & copying takes more than ½ hr. of employees time, the dept. will charge the hourly rate of the lowest paid full-time employee capable of fulfilling the request. This is the cost of labor; any copies are extra based upon actual costs of copying .05¢/copy. Minor requests can be answered without charge. Should estimated fees exceed $50, a good faith deposit of one-half of the estimated total fee will be required prior to processing the request.	
Annual Financial Reports (CAFR)	$50.00/copy

CITY OF MARQUETTE ADOPTED FEES

DEPARTMENT FEE	July 1, 2008 - June 30, 2009 ADOPTED FEE
ARTS & CULTURE	
Art Center	
Workshop rooms (4)	$ 20.00 per hour (50 min. hour) $ 60.00 4 hours (½ day) $ 90.00 8 hours (full day) $250.00 8 hours (whole facility)
Class Registration	9.1% Increase
Community Room	$ 25.00 per hour $ 75.00 (4 hours or 1/2 day) $125.00 (full day 8 hours)
Exhibit/Gallery Space	Monthly fee room rent for exhibit $500.0(
Studio Space	$2.50/day, $20.00/month, $45.00/3 mo.
Other revenue from Gallery/Gift Shop	200% mark up on resale items
Art Exhibited in Gallery	35% Commissions
Art & Items sold in Gift Shop	35% Commissions
Copies	$.30 color/ $.10 black&white
Youth Theater Registration Fees	$90.00 City Resident $45.00 Additional Child $110.00 Non - City Resident $55.00 Additional Child
Youth Theater Tickets	
Advanced	$7.00 Child $10.00 Adult
At the Door	$8.00 Child $12.00 Adult

CITY OF MARQUETTE ADOPTED FEES

DEPARTMENT FEE	July 1, 2008 - June 30, 2009 ADOPTED FEE
ASSESSING DEPARTMENT	
Property Tax Administration Fee	1% of Tax Bill
Copy of Field Card including Apex Sketch (no charge for property owner's record card)	$4.00/each property
Copy of Apex Sketch	$1.00 per page
Copy Charges	.30¢ each
Printed Computer Page / Address Labels	.50¢ each
Charge to Fax Record Card and Apex Sketch	$1.00/page
Property Transfer Affidavit - Est. by State Law (penalty for not filing)	$5.00/day ($200.00 max)

CITY OF MARQUETTE ADOPTED FEES

DEPARTMENT FEE	July 1, 2008 - June 30, 2009 ADOPTED FEE
BOARD OF ZONING APPEALS	
Variances, Class A Non-conforming etc.	
for 1 & 2 family residential	$250.00
for all others	$300.00
Special Meetings	
- Board of Zoning Appeals	
(add to above and at discretion of BZA)	$500.00
- Planning Commission	
(add to above and at discretion of PC)	$500.00
- City Commission	
(add to above and at discretion of CC)	$500.00
ZONING DEPARTMENT	
Fence Permits	$25.00
Sign Permits	$75.00
Demolition Permit	
- Residential Structures	$200.00/house
- Residential Accessory Structure	$50.00
- Non Residential Structures	$300.00/non-resident
Zoning Compliance Penalties (If the improvement is under Construction)	
- Fence,Deck,Shed	$50.00 + application fee
- Residential Structures	$100.00 + application fee
- Non Residential Structures	$200.00 + application fee
Zoning Compliance Review Fees	
-Commercial Interior Remodeling	See Below
Up to 500 sq. ft.	$50.00
Over 500 sq. ft.	$100.00
-Residential Interior Remodeling	$25.00
-Additions, Alterations or Accessory Structure and Paving 250 sq.ft. or less	$25.00
-Additions, Alterations or Accessory Structure and Paving over 250 sq.ft.	$50.00
-New Single Family or Duplex Dwelling	$75.00
Site Plan Review (includes zoning compliance fee)	
-Commercial, Industrial, Residential with 3 or more units, **and Final PUD Site Plar**	
Administrative Review	$200.00
Planning Commission Review	$600.00
Revised Site Plans (Developer Initiated)	
Administrative Review	$100.00
Planning Commission Review	$400.00

Fines (Civil Infractions Bureau)	1st	2nd	Subsequent
Chapter 26.16 - Prohibited Accumulation	$50.00	$100.00	Up To $500.00
Chapter 80 - Zoning Ordinance	$50.00	$100.00	Up To $500.00
Chapter 82 - Sign Ordinance	$50.00	$100.00	Up To $500.00
Chapter 86 - Fence Ordinance	$50.00	$100.00	Up To $500.00
International Property Maintenance Code	$50.00	$100.00	Up To $500.00
Civil Infractions	$50.00	$100.00	Up To $500.00
Solid Waste Ordinance Violation	$50.00	$100.00	Up To $500.00
Noxious Weed Ordinance Violation	$50.00	$100.00	Up To $500.00
Tree Ordinance Violation	$50.00	$100.00	Up To $500.00

CITY OF MARQUETTE ADOPTED FEES

DEPARTMENT FEE	July 1, 2008 - June 30, 2009 ADOPTED FEE
CEMETERY	
Ground Burial	
Cemetery Lot	$475.00
Perpetual Care (At time of sale on new purchase; At time of use on lots not previously assessed)	$475.00
Open/Close Fee:	
Weekdays (7-3 pm)	$700.00
Weekends, Holidays & Weekdays after 3 pm	$900.00
Disinterment	$700.00
Reinterment (same grave) (new grave - disinterment/reinterment fees apply)	$200.00
Adult Storage (Residents to be buried elsewhere) 10 day maximum	$100.00
Babyland & Infant Burial	
Cemetery Lot (10 sq.ft.)	$215.00
Perpetual Care	$215.00
Open/Close Fee:	
Weekdays (7-3 pm)	$250.00
Weekends, Holidays & Weekdays after 3 pm	$400.00
Disinterment	$425.00
Reinterment (same grave) (new grave - disinterment/reinterment fees apply)	$100.00
Infant Storage (Residents to be buried elsewhere) 10 day maximum	$100.00
Cremains Burial	
Cremains Lot (16.25 sq.ft.)	$250.00
Perpetual Care	$250.00
Open/Close Fee:	
Weekdays (7-3 pm)	$250.00
Weekends, Holidays & Weekdays after 3 pm	$400.00
Disinterment	$425.00
Reinterment (same grave) (new grave - disinterment/reinterment fees apply)	$100.00
Cremains Storage 30 day maximum	$75.00
Columbarium	
Niche Space (Includes Nameplate)	
Top Row	$775.00
Middle Row	$725.00
Bottom Row	$675.00
Perpetual Care	$175.00
Inurnment (Weekdays 7 am - 3 pm)	$125.00
(Weekends, Holidays, & Weekdays After 3 pm)	$225.00
Miscellaneous	
Lot or Niche Exchange	$70.00
Cemetery Monument Foundations (i.e : 3 sq.ft. per site)	$55.00/sq.ft.
Funeral Canopy Rental (Incl. set-up & take down @ grave)	$160.00
(Weekends, Holidays, & Weekdays After 3 pm)	$260.00

CITY OF MARQUETTE ADOPTED FEES

DEPARTMENT FEE	July 1, 2008 - June 30, 2009 ADOPTED FEE
CITY CLERK	
City Code	$75.00
Notary Fee / Non-City Business	$10.00
CD List of all Voters in ASCII Format	$25.00
Dog Licenses (County will determine fee before 1/1/04)	
Female & Male (through May 31)	$12.00
Unsexed (through May 31)	$6.00
Cat Licenses (City determines fee)	
Female & Male (through May 31)	$12.00
Unsexed (through May 31)	$6.00
Off-leash area	Resident $10 Non-Resident $15
Auctioneer	$100/Year $500 Bond
Carnival	$500/Day $1,000 Bond
Each Merry-go-round or other mechanical ride not a part of licensed carnival	$25.00
Circus	$500/Year $1,000 Bond
Hotels & Motels	
0-50 Rooms	$220.00
50-100 Rooms	$275.00
100 + Rooms	$330.00
Lodging House & Rooming House }	$135.00
plus each room }	$11.00
Bed and Breakfast Establishment	
Less than 4 Bedrooms	$55.00
4 or more Bedrooms	$110.00
Junk and Second Hand Dealers (Set by State Law)	$50.00
Massage Establishment	$35.00
Massage Technician	$25.00
Peddlers & Solicitors - Confectionery	
Not using motor vehicles	$35/Year $10/Day
Using Motor Vehicles	$60/Year $20/Day
All other merchandise not using motor vehicles	$60/Year $20/Day
All other merchandise using motor vehicles	$85/Year $30/Day
Taxi Cab Company	$125.00
Each Cab	$30.00
Taxicab Driver License	$25/Year $20 (renewal)
Theater	$125.00 each Building +$25.00 each Screen
Video Arcade	
Transient Merchant	$75.00
Farm Produce Vendor	$25.00
Burning Permit	$25.00
Going Out-Of-Business Sale	$100.00

CITY OF MARQUETTE ADOPTED FEES

DEPARTMENT FEE	July 1, 2008 - June 30, 2009 ADOPTED FEE
CITY COMMISSION FEES	
Mayoral Wedding Service Fee	$50.00
Rental of Conference Room and Chambers rental for non-Gov't related meetings: (fee waived for weddings)	$29.00/hr

CITY OF MARQUETTE ADOPTED FEES

DEPARTMENT FEE	July 1, 2008 - June 30, 2009 ADOPTED FEE

ENGINEERING DEPARTMENT

Map & Copy Charges	
36" Wide Photocopy	$2.25/ft
Photo Copies	.35¢ per copy
Computer Aided Drafting system with Operator:	
Technician:	$45.25/hr
Engineer:	$64.00/hr
(Materials are additional)	

Specialized Map Creation		Fee
Labor Rate		$45.25
		PRINTS
Computer Generated Maps/Prints	Ortho Photo Add On	Plain Bond Paper
8.5" x 11"	$10.00	$5.50
11" x 17"	$10.00	$7.50
17" x 22"	$10.00	$12.00
24" x 36"	$10.00	$16.00
24" x 40"	$10.00	$22.00
36" x 48"	$10.00	$28.00
36" x 60"	$10.00	$33.00

Individual Data Products	Per Sq. Mile Cost	City Wide Cost
Roads	$100.00	$1,000.00
Road Centerlines	$100.00	$1,000.00
Road ROW	$100.00	$1,000.00
Spot Elevations	$50.00	$500.00
Topography - 2 ft Contours	$50.00	$500.00
Parcels	$200.00	$2,000.00
Building Footprints	$50.00	$500.00
Fire Hydrants	$50.00	$500.00
Water Mains / Valves / Curbstops	$300.00	$3,000.00
Sanitary Mains / Manholes / Cleanouts	$300.00	$3,000.00
Storm Mains / Manholes / Catchbasins	$300.00	$3,000.00
Non Motorized Trails		$100.00
Boundaries - Neighborhoods		$56.65
Boundaries - City		$56.65
Boundaries - Subdivisions		$56.65
Boundaries - Parks		$56.65
Hydrology - Rivers, Lakes, Streams		$56.65
City of Marquette Ortho Image (Mr. SID Compression)		$600.00
City of Marquette Orthophoto Tiles (TIFF)		$56.65Per Tile-Total of 79
All Layers Except Orthophoto Tiles (TIFF)		$5,400.00

Special Services

Contracted Billable Construction-Eng. Administration Fee (where extensive design is not required)	Cost plus 10%
*Special Assessment Fees	Cost plus 10%
Engineering Fee for Special Assessment Projects:	20% of Construction costs

Fixed Special Assessment Costs for development property with existing homes:

Curb & Gutter	$ 16.00/lin ft
Street Paving	$98.00/lin ft
Water Mains	$90.70/lin ft
Sewer Mains	$36.57/lin ft
Sidewalk	$ 24.00/lin ft

*(except when a grant is involved in which case the special assessment shall be the unpaid % of the grant not to exceed the above rates).

Connection Fees:	$3,200.00
Water Service	Including 20% for Eng. & Admin.
	$3,100.00
Sanitary Sewer Lateral	Including 20% for Eng. & Admin.

Circumstances in which a property owner is being serviced by a private or backyard system and choose to connect to a City of Marquette installed system fronting the owner's property.

PERMITS	**Permit Fee Before Work Begins**	**After the Fact Permit Fee**
Off Street Parking (parking lot permits that need planning & inspecting by Engineering Department	$285.00	$500.00
Street Opening	$56.50	$56.50
Curb Cuts (New/Modified)	$56.50	$113.00
Street/ Sidewalk Obstructions	$56.50	$113.00
House Moving	$136.00	$272.00
Telegraph, telephone poles, wires, etc.	$56.50	$113.00
Gas Main/Gas Service	$56.50	$113.00

CITY OF MARQUETTE ADOPTED FEES

DEPARTMENT FEE	July 1, 2008 - June 30, 2009 ADOPTED FEE
FIRE DEPARTMENT	
Hose Service Testing	$10.00 per section
Fill Air Tanks (breathing apparatus)	$8.00
Fire Hose Repair	$25.00
Fire Report (each)	$20.00
Non-Resident Vehicle Fire	$175.00/hr.
Foam Replacement on any Incident	$12.00 per gallon
Incident Response Involving Application of Foam	$35.00/gallon
Bonfire Permit	$25.00
Bonfire Standby	$85.00/hr.
Charge for Fuel Spills	$175.00/hr. + Overtime & Material Costs
Hazardous Spill Clean-up	$265.00/hr. Associated Cleanup Costs
EMS Coverage for Special Events	$44.00/hr.
Illegal Burning Response	$175.00/hr.
Extrication/Non-resident	$210.00/hr.
Cliff Rescue/Non-resident	$400.00/hr.
Watercraft Fire/Non-resident	$265.00/hr.
Service Charge for Arson Fire	$275.00/hr. + Overtime Cost
False alarm–up to 3 False Alarms	$175.00/hr.
4 or more	$12.00 per gallon
Rental Unit Registration/License	$35.00
Additional Rental Structures on Contiguous Property	$5.00
Failure to Register	$150.00
1st Offense/Rental Code	$150.00
2nd Offense/Rental Code	$250.00 (Civil or Criminal)
3rd Offense/Rental Code	$500.00 (Criminal)

NOTE: All Responses Based on Hourly Rate will be Billed in 15-Minute Incremen with a Minimum Charge of 15 Minules Per Response

Rental Compliance Inspection Fees

Fee Schedule (per structure)	Example
1 Unit $65.00	12 Units = $102.00
2 Units $70.00	18 Units = $118.00
3 Units $75.00	24 Units = $126.00
4 Units $80.00	30 Units = $138.00
5 Units $85.00	40 Units = $158.00
6 Units $90.00	50 Units = $178.00
Over 6 Units $90.00 + $2.00 per unit over 6 units	

CITY OF MARQUETTE ADOPTED FEES

DEPARTMENT FEE	July 1, 2008 - June 30, 2009 ADOPTED FEE
HUMAN RESOURCES DEPARTMENT	
102% COBRA Continuees Charge	102% of Insurance selected by COBRA Participants
150% COBRA Disabled continuees Charge for Disability Extension	150% of Insurance selected by COBRA participants

CITY OF MARQUETTE ADOPTED FEES

DEPARTMENT FEE	July 1, 2008 - June 30, 2009 **ADOPTED** FEE
COMPUTER INFORMATION SYSTE	
Technicians Time (per hr.)	$45.00
Diskettes/CD's	$25.00

CITY OF MARQUETTE ADOPTED FEES

DEPARTMENT FEE	July 1, 2008 - June 30, 2009 ADOPTED FEE
LAKEVIEW ARENA	
Ice Rental	
Prime Time (3:00 pm to 11:00 pm) Monday - Friday	$150.00/Hour
Non-Prime Time (7:00 am to 3:00 pm) Monday - Friday	$100.00/Hour (Fall)
Late night Ice (11:00 pm to 7:00 am) Sunday - Saturday	$75.00/Hour
Weekend Ice (7:00 am to 11:00 pm) Saturday - Sunday	$126.00 (July 1)
Youth Organizational Rate	
Jr. Hockey-Contract	N/A
	N/A
Exceeding Contract	N/A
Figure Skating-Contract	N/A
	N/A
Exceeding Contract	N/A
Summer Ice Contract	N/A
Exceeding Contract	N/A
High School Practice	$150/Hour (July 1)
Summer Ice	$200/hour if available
High School Games	$250/Hour
Tournament Ice	$150/Hour
Public Skating	$2.00 Youth
	$3.00 Adult
Drop In Hockey	$4.00
Russel Arena	
Commercial	$1,265.00/day
Non-Commercial	$1,100/day
Wedding	$545.00/day
Security Deposit	$200.00
Olson Arena	
Commercial	$795.00/day
Non-Commercial	$685.00/day
Wedding	$545.00/day
Security Deposit	$200.00
Staging and Stairs	$10.00/section/event
Tables	$ 8.00/event
	$ 4.00/event - User set up
Linens	$ 5.00/table
Chairs	$ 4.00/chair
	$ 1.50/event - User set up
Booth	$ 40.00/event
Electric Panel	$0.00
Electric Panel Security Deposit	$100.00/panel
Pop	$ 1.00/can
Pitchers	$0.00
	$ 5.00 for lost or stolen pitcher
Off ice area setup/take down	$25.00
Off site rentals	$ 8.00/1st day
Tables	N/A
Staging	$10.00/section per event

Refundable table cleaning deposit	$100.00/event
Chairs	$ 2.00/day
Staging off Site	$ 10.00/section/day
Booth uprights (avg 10 ft sec)	$ .50/foot/day (avg 10 ft sec)
Electric Panel	$ 50.00/day/each
Electric Panel Security Deposit	$100.00/panel

Reimbursements	
Service Personnel	
Ticket Sellers/Takers	$ 8.00/hour
Door Guards	$ 10.00/hour
Police Officers	$ 12-$17.00/hour
Overtime	$ 20-$28.00/hour
plus fringe	50% of hourly wage
Electrician	$ 24.00/hour
EMS	Contractual rate
Equipment/Operator:	$28.00/hour/2 hour minimum
Genie Boom	$61.00/hour (eqt only)
Forklift and Operator	$32.00/hour

Room Rental	
Conference Rooms East & West	$ 30.00/hour
Security Depost for Non-NMPSA Members	$200.00
Citizens Forum/Northern Michigan Public Service Academy	$ 30.00/hour 2-4 hours
Meeting Room	$25.00/hour 4-8 hours
	$200.00/full day(8 hours and up)
Technology Learning Center Meeting Room	$ 30.00/hour 2-4 hours
	$25.00/hour 4-8 hours
	$200.00/full day(8 hours and up)
Food Service	
Concessions	
Full Day Food Service	$10.00/Person; $200.00 min.
Luncheon	$6.00/person
Beverages	$1.00/can
Skates	$3.00/pair
Advertising	
Dasher Board Space (avg size 12 sq ft)	$ 15.00/sq ft (avg size 12 sq ft)
Locker Room Doors	$100.00/door
Arena Parking	$3.00/car

CITY OF MARQUETTE ADOPTED FEES

DEPARTMENT FEE	July 1, 2008 - June 30, 2009 ADOPTED FEE

PRESQUE ISLE MARINA AND CINDER POND MARINA - Rates based on boat leng
TRANSIENT BOATER FEES - Rates based on boat length
Per Waterways Commission Approved State Wide -

	RATE / FOOT	SLIP RATE
Under 25'	FLAT RATE .76/ft	$23.00
25'	.76/ft	$25.00
26'	.79/ft	$26.00
27'	.79/ft	$27.00
28'	.79/ft	$28.00
29'	.79/ft	$29.00
30'	.81/ft	$30.00
31'	.81/ft	$31.00
32'	.81/ft	$32.00
33'	.81/ft	$33.00
34'	.81/ft	$34.00
35'	.83/ft	$35.00
36'	.83/ft	$36.00
37'	.83/ft	$37.00
38'	.83/ft	$39.00
39'	.83/ft	$40.00
40'	.87/ft	$42.00
41'	.87/ft	$43.00
42'	.87/ft	$44.00
43'	.87/ft	$45.00
44'	.87/ft	$46.00
45'	.90/ft	$47.00
46'	.90/ft	$48.00
47'	.90/ft	$49.00
48'	.90/ft	$50.00
49'	.90/ft	$51.00
50'	1.01/ft	$59.00
51'	1.01/ft	$60.00
52'	1.01/ft	$61.00
53'	1.01/ft	$62.00
54'	1.01/ft	$63.00
55'	1.04/ft	$66.00
56'	1.04/ft	$68.00
57'	1.04/ft	$69.00
58'	1.04/ft	$70.00
59'	1.04/ft	$71.00
60' & Over (per foot)	1.36/ft	$86.00

All fees are rounded to the nearest $.25

Sewage Pump Out Rate
(No charge for slip renters)
Both Marinas $5.00

Seasonal Moorage Rates

Presque Isle Marina (each category includes 1 transient)

24 ft. slip (38)	$814.00
32 ft. slip (36)	$1,014.75
42 ft. slip (14)	$1,377.75
60 ft. slip (9)	$2,396.50
Total 97 slips	

Cinder Pond Marina (3 transient 24' class, 4 in the 30' class & 3 in the 38' class)

24 ft. slip (38)	$837.75
30 ft. slip (49)	$1,044.50
38 ft. slip (14)	$1,322.00
Total 101 slips	

Launch Ramp Fees for Presque Isle & Cinder Pond Marina

Seasonal Pass	$47.25
Pass Replacement Fee	$10.00
Second Car Pass	$10.00
Daily Launch Fees - Presque Isle	$5.00
Cinder Pond	$5.00
Winter Boat Storage Rates–Mattson Park only	
Resident/non-resident–per foot	.75¢/ sq. ft
Bulkhead Rate	
All vessels - per day	50% of transient rate if not using H2O or Electric 75% of transient rate if using H2O and/or Electric
Waiting List Fee	$25.00

Civil Infraction

Launch Fee Violation	$20.00

CITY OF MARQUETTE ADOPTED FEES

DEPARTMENT FEE	July 1, 2008 - June 30, 2009 ADOPTED FEE

PARKS & RECREATION

Recreation Card

Card will be required for all youth and adult participation in all recreation activity and use of all city facilities

City Resident
Individual $5.00
Family $10.00
Non City Resident
Individual $35.00
Family $100.00

Recreation Fees

	Resident	Non-Resident
Tennis		
Daily per court	$15.00	$30.00

Shiras Pool

Shiras Pool

Present Recreation Card or
City Resident daily fee
- Child 12 & under $1.00
- Adult & Child over 12 $2.00
Non City Resident daily fee
- Child 12 & under $3.00
- Adult & Child over 12 $5.00

Tourist Park

Picnic Site (per site 1, 2, & 3)	$100.00
Permit Fee	$0.00
Security Deposit	$100.00
Food Vendor set up (Note: may only occur Thursday prior to start of Hiawatha Music Festival between 4-8 pm)	$100.00

Park Facilites and Miscellaneous Fees

Bandshell

	Commercial	$70.00/hr (2 hr m
Permit Fee	Non-Commercial	$50.00/hr (2 hr n
(NOTE: Fees double for Non-Residents)	$0.00	

Presque Isle Park Pavilion

Permit Fee	$ 75.00/hr
Security Deposit	$0.00
Senior Pavilion	$20.00hr

Old Island Store Shelter

Daily Rental	
Permit Fee	$20.00/day
Security Deposit	$0.00
	$50.00

Change of Reservation $20.00 per change

If reservation is cancelled 10 days or more ahead of schedule date, a full refund will be made to the renter less $10.00
If reservation is cancelled between 2 and 9 days ahead of scheduled date, a 50% refund will be made to the renter

If reservation is cancelled within 48 hours of the scheduled date, there will be no refund

Miscellaneous Fees

Trailer Storage Charge	$150.00/day per unit
Electrical Inspections (Mattson Park)	$150.00 per inspection

Youth Activities (Baseball / Soccer)		
Youth Team Fee	$50.00/team	
High School Team Fee	$100 00/team	
Adult Activities		
Slow Pitch Softball - Women & Men	$275.00/team	
Fast Pitch Softball - Women & Men	$275.00/team	
Tournament Charges	Resident	Non-Resident
Per Day Per Diamond	$ 75.00	$150 00
Security Deposit	$100.00	$100.00
Short season team fee (less than 10 weeks)	$20.00/team per week	
Volleyball - Men & Women	$175.00/team	
Cross Country Skiing	$0.00	

Trailer Park	DAY	WEEK
Site with Electricity	$25 00	No Weekly
Site with full hook-up	$30 00	No Weekly
Tent Site only	$16 00	No Weekly
Trailer Park Reservation Fee	$4 00	
Wood, ice, showers, dump station, pop	Per posted rate	

Community Center NOTE Fees Double For Non-Residents

Meeting Rooms: + $50 Maintenance Deposit Fee		
Commercial Groups (Weekdays)	$20/hr	$60/4 hrs
(Weekends)	$40/hr	$120/4hrs
Non-Commercial Groups (Weekdays)	$14/hr	$42/ 4hrs
(Weekends)	$28/hr	$84/4hrs.

Community Center Continued

Bridge Group	$1.00	$1.00
Gymnasium	Per person / Per day	
Commercial Groups (Weekdays)	$35.00/hr	
(Weekends)	$70 00/hr	
Non-Commercial Groups (Weekdays)	$25.00/hr	
(Weekends)	$50.00/hr	
Youth Group Rate (Weekdays)	$20.00/hr	
(72.5% of Adult Rate) (Weekends)	$35.00/hr	
Gazebo	$35.00/hr (2 hr min)	
Permit Fee	$0 00	
Security Deposit	$50.00	
City Park Exclusive Use		
$250.00 deposit required with application	$725.00 1st day	
	$625.00 2nd day	
	$550.00 3rd day	
	$500.00 4th day	
	$475 00 5th day	
	+ all succeeding days	
City Park Exclusive Use		
Reduced Fee (up to 4 hrs or up to 50 people)	$250 00	
City Park Non-Exclusive Use		
Use must not dominate park as determined by the Director of Parks & Recreation and must allow for continued public use of all park facilities. Group or organization must be located within City limits	No fee $250.00 security deposit requ for clean up and/or City services. Parl & Recreation Director will have discret to assess or return security deposit.	

CITY OF MARQUETTE ADOPTED FEES

DEPARTMENT FEE	July 1, 2008 - June 30, 2009 ADOPTED FEE
PARKING ADMINISTRATION FEES (Treasurer)	
ESCALATING FEES	
Meter violations after 48 hours	Add $3.00
REVENUE AMOUNTS ARE INCLUDED IN THE PARKING VIOLATIONS TOTALS	
RESTRICTED VIOLATIONS (other than Handicapped) after 48 hrs	Add $5.00
HANDICAPPED Violations after 14 days	Add $25.00
REVENUE AMOUNTS ARE INCLUDED IN THE PARKING VIOLATIONS TOTALS	
NOTICE FEES	
Late Notice Fees	$10.00
Transfer Fees to District Court (City receives 33% of fee amount)	$50.00
VOID FEES	
Failure to display a Handicapped Parking Permit &/or having Expired Permit	$5.00
REVENUE AMOUNTS ARE INCLUDED IN THE PARKING VIOLATIONS TOTALS	
METER FEES	
Hourly Fee	.25¢

CITY OF MARQUETTE ADOPTED FEES

DEPARTMENT FEE	July 1, 2008 - June 30, 2009 ADOPTED FEE
PARKING VIOLATION FINES	
Please refer to Ordinance # 333 for complete description of violation.	
VIOLATION NUMBER	
(1) $ 10.00 Failure to park with wheels parallel to roadway & 12" of curb.	$10.00
(2) $ 10.00 Failure to park with wheels adjacent to & within 12" of left hand curb or properly signed one-	$10.00
(3) $ 10.00 Stopping, standing, or parking vehicle other than at angle to curb or edge of roadway indicat	$10.00
(4) $ 10 00 Leaving vehicle unattended without setting brakes or stopping motor and when standing upc without turning front wheels of vehicle to curb or side of highway	$10.00
(5) $ 10.00 Parking on street as to leave insufficient width of roadway for free movement of traffic.	$10.00
(6) $ 10.00 Parking without permission of owner of any public or private property. Or $10.00 each day that infraction continues for a period in excess of 24 hours	$10.00
(7) $ 10.00 Parking on a sidewalk or crosswalk.	$10.00
(8) $ 10.00 Parking within 2 feet of a public or private driveway.	$10.00
(9) $ 10.00 Parking within 15 feet of a fire hydrant.	$10.00
(10) $ 10.00 Parking within 20 ft of a crosswalk or 15 ft of intersection of property lines at intersection of	$10.00
(11) $ 10.00 Parking within 30 feet upon approach to flashing beacon, stop sign, or traffic control signal.	$10.00
(12) $ 10 00 Parking within 50' of nearest rail of railroad crossing.	$10.00
(13) $ 10.00 Parking within 20' of driveway entrance to fire station & on side of a street opposite fire stati	$10.00
(14) $ 10.00 Parking alongside or opposite any st excavation or obstruction when stopping, standing, or	$10.00
(15) $ 10.00 Parking on highway side of any vehicle stopped or parked at edge or curb of a street.	$10.00
(16) $ 10.00 Parking upon any bridge or other elevated structure upon a street or highway.	$10.00
(17) $ 10.00 Parking within 200' of an accident at which police officers are in attendance.	$10.00
(18) $ 10.00 Parking in front of any theater.	$10.00
(19) $ 10.00 Parking any place or any manner to block exit or exits conspicuously marked as such, of bu	$10.00
(20) $ 10.00 Parking so as to block or hamper immediate use of & immediate egress from any fire escap	$10.00
(21) $ 50.00 Stopping, standing, or parking a vehicle in violation of any parking restrictions duly posted I Second offense $50.00.	$50.00
(22) $ 10.00 The parking of a vehicle in a public alley, except when authorized by law.	$10.00
(23) $ 15.00 The stopping, standing, or parking of a vehicle in an unloading, delivery or pick-up zone.	$15.00
(24) $ 10.00 Stopping, standing, or parking of buses or taxi cabs only when permitted by law.	$10.00
(25) $ 10.00 Parking of a vehicle other than a bus or taxi cab in area officially designated a bus stop or	$10.00
(26) $ 10.00 Parking a vehicle upon or across a line or mark designated a parking space	$10.00
(27) $ 10.00 Depositing in a parking meter a coin for extending parking time which has been establishe for the parking space adjacent to parking meter	$10.00
(28) $ 50.00 Parking on a public street or alley, 1:00 a.m. to 6:00 a.m., in violation of winter parking bar	$50.00
(29) $ 5.00 Fail to Display Handicapped Permit	$5.00
(30) $ 50.00 Parked on City Right of Way.	$50.00
(31) $100.00 Parking in designated Handicapped space without approved Handicapped Certificate or F	$100.00
(32) $ 5.00 Expired parking meter.	$5.00

CITY OF MARQUETTE ADOPTED FEES

DEPARTMENT FEE	July 1, 2008 - June 30, 2009 ADOPTED FEE
PLANNING DEPARTMENT	
Rezoning	$300.00
Street Vacations	$300.00
Home Office Permits	$50.00
Conditional Use Permits (includes site plan review and zoning compliance)	
1 or 2 family residential units	$250.00
Group Day Care and all others	$300.00
Planned Unit Developments	
0-10 Acres	$1,000.00
10-20 Acres	$1,300.00
20-40 Acres	$1,700.00
40 Plus Acres	$2,100.00
Revised PUD (Developer Initiated)	$1,000.00
Site Condominium Review	$1,000.00
Revised (Developer Initiated)	$400.00
Land Division/Lot Splits	
Platted	$400.00
Non-platted	$500.00
Plats/Subdivision	
Preliminary	$1,000.00
Final	$1,000.00
Revised	$400.00

*Plus actual utility costs prorated or as may be determined based upon creation of taxable value by the City Commission

CITY OF MARQUETTE ADOPTED FEES

DEPARTMENT FEE	July 1, 2008 - June 30, 2009 ADOPTED FEE		
POLICE DEPARTMENT			
	Resident/Non-Resident		
Accident Reports/Incident Reports	$10.00		
Additional pages at 25 cents each			
Color Copies of Photos 8 1/2 x 11	$4.00		
FCC or Log Sheet Entries	$5.00		
Collection Fee for Bad Checks	$35.00		
Preliminary Breath Tests	$3.00		
Notary	$5.00		
Animal Traps & One (1) Disposal	$10.00		
Applicant Fingerprint Cards	$10.00		
Bike Licenses	$2.00		
Clearance Letter	$10.00		
24 Hour Liquor License	$100.00		
Liquor License Inspection	$50.00		
Video Tape Copies	$50.00		
Civil Infractions	1st Offense	2nd Offense	Up To
Littering	$50.00	$100.00	$500.00
Barking Dog	$60.00	$100.00	$150.00
Dog/Cat at Large	$60.00	$100.00	$150.00
Dog/Cat Unlicensed	$35.00 without license tag $20.00 if buying license tag Structured fee if bite or destruction occurs		
Possession of Fireworks	$50.00-$150.00		
	1st Offense	2nd Offense	3rd Offense
Loud Noise	$75.00	$125.00	Misd. - 96th District Court
MIP - Tobacco	$50.00	$75.00	$100.00
Skateboard on Sidewalk/Roadway	$50.00	$75.00	
No Helmet on Moped	$50.00	$75.00	
Open Intoxicants	$50.00	$75.00	
False Police Alarm:			
Up to 3 False Alarms		$0.00	
4 and Over		$100.00	
Urinating in Public	$50.00	$75.00	

CITY OF MARQUETTE ADOPTED FEES

DEPARTMENT FEE	July 1, 2008 - June 30, 2009 ADOPTED FEE
PUBLIC WORKS	
Solid Waste Fee - City Residents Only (Rate set by contract + debt & yardwaste handling)	
Residential Units (5 Units or less) Semi-annual collection of curbside brush included with garbage collection contract	$12.75
Landfill surcharge for bond payments - Residential collection service contract customers	$.15/Month
Landfill surcharge for bond payments applied to all waste hauled to landfill from within the City except that collected under Solid Waste Services Contract	$4.00/Ton
Installation of Water Tap & Service Line:	
Tap only (when Contractor excavates)	
1" or smaller	$900.00 or Actual Cost
1 1/2" or larger	Actual cost ($950.00 min.) Including 20% for Eng & Admin.
Tap & Service Line when City does excavating (does not include private service lines in right-of-way)	
1" or smaller	$3,500.00 or Actual Cost
1 1/2" or larger	Actual cost ($3,800.00 min.) Including 20% for Eng & Admin.
Installation of Sanitary or Storm Sewer Service Line:	
Lateral - when Contractor excavates:	
4"	$700.00 or Actual Cost
6" or larger	Actual cost ($850.00 min.) Including 20% for Eng & Admin.
Lateral - when City excavates	
4"	$3,200 or Actual Cost
6" or larger	Actual cost ($3,400.00 min.) Including 20% for Eng & Admin.
Permit only for Storm Sewer system Taps (Permit Fee before work begins)	$130.00
(After the Fact Permit Fee for Storm Sewer) Storm Sewer Tap) (Contractor does all construction)	$195.00
Installation of Water and Sewer laterals at one location	
1" water & 4" sewer	$4,000 or Actual Cost
1" water & 6" sewer (only one excavation required)	Actual Cost ($4,200.00 min)
Surface Restoration Costs:	
Asphalt Pavement Replacement	$75.00/sq. yd. ($300.00 min.)
Curb Crossing	$1,200.00
Sidewalk Crossing	$1,200.00
Lawn Repair	$140.00

Service Line Thawing:	
Between corporation & curb stop	
First time	No Charge
Additional Time	$125.00
Curbstop to Meter	
Normal working hours	250.00/Hour
Overtime	Actual cost ($300.00 min)
Water Service Shut-off or Turn on (each occurrence):	
Service Rate - April 1 through January 15	
Turn curbstop or lock meter valve (only where curbstop not available)	$50.00
Winter Rate - January 16 through March 31	
Turn Curbstop (plus actual cost of snow removal by machine)	$100.00
Overtime service call (all water/sewer overtime calls other than thawing)	Actual cost ($150.00 min.)
Lawn Meter Installation	$400.00
Establish water/sewer/GTF/Stormwater Account	$25.00
Name chg. only water/sewer/GTF/Stormwater Acct.	$10.00
Non-Community Event Street Closures (private, i.e. street parties)	$120.00
Public Works - Page 3	
Code enforcement mowing	Actual cost ($125.00 min)
MOTOR POOL	
Mechanics Labor	$80.00
Note: Water, Sewer & Stormwater Rates set by Ordinance.	
PUBLIC WORKS - PARKS MAINTENANCE	
Park Bench Installation	$1,200.00

CITY OF MARQUETTE ADOPTED FEES

DEPARTMENT FEE	July 1, 2008 - June 30, 2009 ADOPTED FEE
TREASURER	
Returned Check Charge	$30.00
Accounts receivable late charge (over 30 days)	1% per month on unpaid balance
Single Lot Special Assessment Admin. Fee	$65.00
Delinquent Taxes - Service of Seizure Notice	$65.00
Landfill Authorization Fee	$65.00
Tax Collections - MAISD	1% of taxes collected
Board of Light & Power Customer Electric Bill Collections	25 cents /bill
Small Claims Court filings	$75.00

CITY OF MARQUETTE ADOPTED FEES

DEPARTMENT FEE	July 1, 2008 - June 30, 2009 ADOPTED FEE
WASTEWATER TREATMENT PLANT	
Industrial Wastes (Local)	$175.00 - 0-2,000 gal.
Industrial Wastes (Non-Local)	$225.00 - 0-2,000 gal
Landfill Leachate	$0.4/gal
Domestic Wastes - Trucked holding tank waste	
Septage and Porta - Johns	$150.00/1000 gallons
Laboratory Analysis	$18.00
Bacteriological Analysis - sewage	$15.00
Extra strength waste surcharge - varies by contaminant	
Suspended Solids	$0.18/lb
B.O.D.	$0.26/lb
Ammonia Nitrogen	$1.17/lb
Phosphorus	$1.95/lb
RV & Buses - Wastewater Plant Location Only	$5.00

Rates for all contracted waste disposal will be on a negotiated basis

CITY OF MARQUETTE FY 08-09 PROPOSED FEES

DEPARTMENT FEE	Jan 1 - Jun 30, 2008 **ADOPTED** FEE
WATER TREATMENT PLANT	
Bacteriological Analysis-drinking water, source water, ww, pools & spas	$18.00
Bacteriological Analysis-beaches & swimming areas	$15.00

This page intentionally left blank.

CITY OF MARQUETTE

MILLAGE RATE HISTORY

YEAR	TAXABLE VALUE	CITY OP.	PROPERTY TAX LEVY*	LIBRARY OP.	LIBRARY DEBT	DDA	SCHOOL OP.	ENHANC-MENT	SCHOOL S.E.T.	SCHOOL DEBT	SP. ED - I.S.D	COUNTY	SCHOOL HEADLEE	COUNTY OP 2/3 SUMMER	NON-HOMESTEAD SUMMER	NON-HOMESTEAD TOTAL	HOMESTEAD SUMMER	HOMESTEAD TOTAL
2007	$536,078,202	15.2725	$8,187,254.34	1.3889	0.6800	1.9556	17.7469		6.0000	1.3000	1.9712	5.3522	0.2531	2.1967	49.7117	52.1615	31.9648	34.1615
2006	$502,731,751	15.2725	$7,677,970.67	1.4054	0.7800	1.9972	17.9352		6.0000	1.5000	1.9916	4.0243		3.6058	48.4905	52.5148	30.5553	34.5796
2005	$477,223,685	14.7100	$7,019,448.05	1.4132	0.8000	1.9972	18.0000		6.0000	1.6000	2.0207	5.8287		1.8284	46.3723	52.2010	28.3723	34.2010
2004	$455,234,797	13.7100	$6,241,269.06	1.4179	0.8200	1.9972	18.0000		6.0000	1.6000	2.0415	7.7201			43.5894	51.3095	25.5894	33.3095
2003	$434,261,542	13.6300	$5,918,984.81	1.4179	0.8500	1.9972	18.0000		5.0000	1.6000	2.0592	7.6433			42.5571	50.2004	24.5571	32.2004
2002	$422,723,939	13.6300	$5,761,727.28	1.4181	0.9000	1.9974	18.0000		6.0000	1.8000	2.0782	7.6983			43.8263	51.5246	25.8263	33.5246
2001	$409,471,374	13.6300	$5,581,094.83	1.4181	0.9500	1.9974	18.0000		6.0000	2.6000	2.0883	7.7040			44.6864	52.3904	26.6864	34.3904
2000	$393,783,755	13.6300	$5,367,272.58	1.4181	0.9500	1.9974	18.0000		6.0000	2.6000	2.0901	7.7014			44.6882	52.3896	26.6882	34.3896
1999	$381,359,245	14.1300	$5,388,606.13	1.4181	0.9600	1.9974	18.0000		6.0000	2.6000	2.0982	7.7182			45.2063	52.9245	27.2063	34.9245
1998	$373,203,769	14.6300	$5,459,971.14	1.4181		2.0000	18.0000		6.0000	2.6000	2.0982	7.7182			44.7463	52.4645	26.7463	34.4645
1997	$364,041,019	13.6300	$4,961,879.09	1.4181		2.0000	18.0000		6.0000	2.6000	2.0982	7.7182			43.7463	51.4645	25.7463	33.4645
1996	$353,269,198	13.6300	$4,815,059.17	1.4181		2.0000	18.0000	1.5000	6.0000	2.6000	2.0982	7.7182			45.2463	52.9645	27.2463	34.9645
1995	$341,395,400	13.6300	$4,653,694.99	1.4181		2.0000	18.0000	1.5000	6.0000	2.9800	2.0987	8.4982			45.6268	54.1250	27.6268	36.1250
1994	$333,756,000	12.5300	$4,154,519.25	1.4181		2.0000	18.0000		6.0000	2.9800	2.0982	7.8887			43.0263	50.9150	25.0263	32.9150
1993	$312,541,600	12.5300	$3,900,244.35	1.4436		2.0000	30.9027			2.9800	2.1311	7.8725			49.9874	57.8599		
1992	$285,276,340	12.5300	$3,574,512.54	1.5000		2.0000	32.6150			2.9800	2.2350	8.2200			51.8600	60.0800		
1991	$279,975,841	12.5300	$3,508,111.07	1.5000		2.0000	33.1150			2.0340	2.2350	8.2500			51.4140	59.6640		
1990	$267,191,784	12.5300	$3,347,913.05	1.5000		1.9994	33.1150			2.0200	2.2350	8.2650			51.4000	59.6650		
1989	$263,415,388	12.5300	$3,291,247.56	1.5000		1.9990	33.1150			2.0300	1.7850	8.2650			50.9600	59.2250		
1988	$256,763,523	12.5300	$3,210,106.64	1.5000		2.0000	33.1150			2.2000	1.6850	7.3300			51.0300	58.3600		
1987	$235,994,917	12.5300	$2,950,695.69	1.3500		1.9918	29.6150			2.3700	1.6850	7.5300			47.5500	55.0800		
1986	$238,752,220	9.5000	$2,268,146.09	1.3500		2.0000	29.6150			2.4800	1.2350	8.0300			44.1800	52.2100		
1985	$257,732,350	12.0000	$3,092,788.20	1.3500		2.0000	29.6150			2.3500	1.2350	6.3000			46.5500	52.8500		
1984	$255,874,407	9.5000	$2,430,806.86	1.3000		2.0000	29.6150			2.4000	1.2350	6.3000			44.0500	50.3500		
1983	$248,278,795	9.5000	$2,358,648.55	1.2647		1.9568	27.6150			2.4500	1.2350	6.0000			42.0647	48.0647		
1982	$262,450,974	9.5000	$2,493,284.25	1.2647		1.9568	27.7150			2.5200	1.2350	5.8000			42.2347	48.0347		
1981	$259,653,924	8.5000	$2,207,058.36	1.2780		1.9774	26.2750			2.5500	1.2300	6.1219			39.8330	45.9549		
1980	$254,463,924	8.5000	$2,162,936.47	1.2780		2.0000	26.2750			2.8300	1.2176	6.2571			40.1006	46.3577		
1979	$231,941,254	8.5000	$1,971,500.66	1.2300		0.0000	25.9150			3.4100	1.1863	6.2898			40.2413	46.5311		
1978	$188,133,439	9.0000	$1,693,200.95	1.3000		2.0000	26.4150			7.0000	1.2350	6.6000			44.9500	51.5500		
1977	$164,034,151	9.0000	$1,476,307.36	1.3400		0.0000	26.4150			7.0000	1.2350	6.6000			44.9900	51.5900		
1976	$122,778,902	13.0000	$1,596,125.72	1.5000		0.0000	26.2150			7.0000	1.2350	6.8000			48.9500	55.7500		
1975	$108,178,017	13.0000	$1,406,314.22	1.5000		0.0000	26.4550			7.1000	1.2450	6.5500			49.3000	55.8500		

*Collection amounts shown reflect City Operational Millage only.

This page intentionally left blank.

CITY OF MARQUETTE
REVENUES
2008-2009 FISCAL YEAR

FUND 101 GENERAL FUND REVENUES	2004-05 ACTUAL	2005-06 ACTUAL	2006-07 ACTUAL	2007-08 BUDGET	2007-08 YEAR END ESTIMATED	2008-09 DEPT HEAD REQUEST	2008-09 MANAGER RECOMM.	2008-09 COMMISSION APPROVED
Non Departmental								
REAL PROPERTY TAX	5,601,446	6,376,941	6,943,887	7,411,330	7,360,430	7,775,210	7,775,210	7,775,210
PERSONAL PROPERTY TAX	468,904	522,019	377,496	536,405	534,745	560,415	560,415	560,415
INDUSTRIAL FACILITY TAX	5,789	5,768	30,953	24,680	24,680	47,210	47,210	47,210
DELINQUENT TAX INTEREST	19,497	28,067	27,926	24,000	18,180	20,000	20,000	20,000
TAX ADMINISTRATION FEE	201,434	214,764	223,129	235,260	242,345	243,225	243,225	243,225
CURRENT YEAR PENALTY	14,693	14,021	7,060	14,000	14,200	14,500	14,500	14,500
STATE REVENUE SHARING	2,110,865	2,078,066	2,055,332	2,100,000	2,055,000	2,055,000	2,055,000	2,055,000
TRIBAL REVENUE SHARING	10,000	10,000	10,000	10,000	10,000	10,000	10,000	10,000
CABLE TV FRANCHISE	208,427	206,264	217,629	180,000	200,000	200,000	200,000	200,000
MAISD TAX ADMINISTRATION FEE	9,058	9,424	9,861	10,685	10,275	10,545	10,545	10,545
FIXED CHARGES-MAWTF	5,188	5,151	4,413	4,410	4,410	3,325	3,325	3,325
FINES	45,281	7,165	6,574	7,500	5,000	5,000	5,000	5,000
INTEREST	21,522	171,797	614,403	250,000	250,000	100,000	100,000	100,000
RENT-PARKING	4,375	4,470	4,770	4,500	4,870	4,500	4,500	4,500
REIMBURSEMENTS	0	0	0	0	195,000	0	0	0
PAYMENT IN LIEU OF TAXES	2,053,758	2,353,273	2,375,980	2,506,000	2,506,000	2,500,000	2,400,000	2,400,000
OTHER REVENUE	35,369	39,602	47,594	1,000	48,820	1,000	1,000	1,000
PROCEEDS OF BONDS	5,000,000	0	0	925,500	925,500	1,252,000	128,000	128,000
TRANSFERS IN	0	0	439,310	0	0	0	0	0
Total Non Departmental Revenue	**15,815,606**	**12,046,792**	**13,396,317**	**14,245,270**	**14,409,455**	**14,801,930**	**13,577,930**	**13,577,930**

Tax millage rate is 15.2725 for Fiscal Years 2008-09, 2007-08 and 2006-07, 14.71 mills for FY 2005-06, and 13.71 mills for FY 2004-05.

410-FY 07 reflects State Tax Commission judgments.

448-FY 07 reflects SEMCO.

FUND 101 GENERAL FUND REVENUES	2004-05 ACTUAL	2005-06 ACTUAL	2006-07 ACTUAL	2007-08 BUDGET	2007-08 YEAR END ESTIMATED	2008-09 DEPT HEAD REQUEST	2008-09 MANAGER RECOMM.	2008-09 COMMISSION APPROVED
Legislative								
FED GRANT PASS THRU	1,575	137,403	239,304	0	10,875	0	0	0
FEES	50	100	150	0	300	0	0	0
KBIC	0	90,000	42,200	0	176,750	0	0	0
CONTRIBUTIONS-MML CONFERENCE	0	0	30,591	0	0	0	0	0
Total Legislative	**1,625**	**227,503**	**312,245**	**0**	**187,925**	**0**	**0**	**0**
Executive								
REIMBURSEMENTS	681	422	0	0	0	0	0	0
FIXED CHARGES	211,200	211,200	223,752	201,950	201,950	167,585	167,585	167,585
Total Executive	**211,881**	**211,622**	**223,752**	**201,950**	**201,950**	**167,585**	**167,585**	**167,585**
Finance								
FEES	113	62	0	0	0	0	0	0
FIXED CHARGES	98,880	98,880	112,596	113,270	113,270	126,970	126,970	126,970
REIMBURSEMENTS	18	290	0	0	0	0	0	0
Total Finance	**99,011**	**99,232**	**112,596**	**113,270**	**113,270**	**126,970**	**126,970**	**126,970**
City Clerk								
BUSINESS LICENSES	4,152	3,002	5,001	3,500	3,500	4,000	4,000	4,000
NON BUSINESS PERMITS	2,631	2,521	2,343	2,500	2,500	2,500	2,500	2,500
OFF LEASH AREA PERMITS	2,380	2,185	2,330	2,200	2,675	2,500	2,500	2,500
FEES	1,395	583	375	400	400	500	500	500
REIMBURSEMENTS	2	139	0	0	20	0	0	0
Total City Clerk	**10,560**	**8,430**	**10,049**	**8,600**	**9,095**	**9,500**	**9,500**	**9,500**
Information Systems								
INTERNET SERVICE-COUNTY	0	0	0	9,000	2,335	2,300	2,300	2,300
FIXED CHARGES	254,784	254,784	248,448	188,540	188,540	217,260	217,260	217,260
REIMBURSEMENTS	471	158	0	0	4,175	0	0	0
Total Information Systems	**255,255**	**254,942**	**248,448**	**197,540**	**195,050**	**219,560**	**219,560**	**219,560**
Treasurer								
TRAILER PARK LICENSES	914	917	920	915	930	930	930	930
NON BUSINESS PERMITS	3,075	2,730	2,665	2,700	3,965	3,250	3,250	3,250
FEES	982	3,205	3,670	3,000	2,000	2,000	2,000	2,000
FIXED CHARGES	54,240	54,240	54,240	62,200	62,210	79,255	79,255	79,255
FINES	0	0	170	0	1,030	2,000	2,000	2,000
REIMBURSEMENTS	15	137	0	0	0	0	0	0
OTHER REVENUE	75	90	81	80	180	80	80	80
Total Treasurer	**59,301**	**61,319**	**61,746**	**68,895**	**70,315**	**87,515**	**87,515**	**87,515**

476-FY 08 reflects additional permits due to hailstorm.

Assessing								
PERSONAL PROPERTY AUDIT GRANT	27,936	0	0	0	0	0	0	0
FEES	437	749	409	500	500	600	600	600
REIMBURSEMENTS	0	181	0	0	0	0	0	0
Total Assessing	**28,373**	**930**	**409**	**500**	**500**	**600**	**600**	**600**

FUND 101 GENERAL FUND REVENUES	2004-05 ACTUAL	2005-06 ACTUAL	2006-07 ACTUAL	2007-08 BUDGET	2007-08 YEAR END ESTIMATED	2008-09 DEPT HEAD REQUEST	2008-09 MANAGER RECOMM.	2008-09 COMMISSION APPROVED
Elections								
FEES	28	700	0	0	13,000	0	0	0
Total Elections	**28**	**700**	**0**	**0**	**13,000**	**0**	**0**	**0**
City Hall								
RENT-OFFICES	14,400	14,400	14,400	14,400	14,400	14,400	14,400	14,400
REIMBURSEMENTS	0	13	0	0	0	0	0	0
Total City Hall	**14,400**	**14,413**	**14,400**	**14,400**	**14,400**	**14,400**	**14,400**	**14,400**
City Attorney								
FEES	0	99	0	0	0	0	0	0
FIXED CHARGES	78,828	78,828	44,796	43,645	43,645	61,015	61,015	61,015
Total City Attorney	**78,828**	**78,927**	**44,796**	**43,645**	**43,645**	**61,015**	**61,015**	**61,015**
Human Resources								
NMPSA	8,585	11,280	10,168	9,800	9,000	10,170	10,170	10,170
FEES	375	221	338	480	350	400	400	400
FIXED CHARGES	64,860	64,860	80,736	62,545	62,545	84,605	84,605	84,605
REIMBURSEMENTS	0	771	0	0	0	0	0	0
Total Human Resources	**73,820**	**77,132**	**91,242**	**72,825**	**71,895**	**95,175**	**95,175**	**95,175**
Cemetery								
CEMETERY FOUNDATIONS	3,460	3,947	3,689	4,000	4,000	5,000	5,000	5,000
GRAVE OPENINGS	29,106	34,817	33,280	30,000	30,000	25,000	25,000	25,000
CEMETERY LOT SALES	21,200	21,210	20,975	20,500	20,000	20,000	20,000	20,000
REIMBURSEMENTS	1,850	114	0	0	0	0	0	0
TRANSFER IN-PERPETUAL CARE FUND	9,139	19,807	11,009	20,000	15,000	15,000	15,000	15,000
Total Cemetery	**64,755**	**79,895**	**68,953**	**74,500**	**69,000**	**65,000**	**65,000**	**65,000**
Police								
NON BUSINESS PERMITS	149	44	58	0	50	500	500	500
HIGHWAY SAFETY GRANT	5,637	13,706	0	5,000	0	5,000	5,000	5,000
LIVE SCAN FINGERPRINT GRANT	0	0	23,000	0	0	0	0	0
DNR- SNOWMOBILE PATROL	14,941	12,893	0	9,000	9,000	15,000	15,000	15,000
COMPUTER FORENSICS GRANT	15,183	330	0	0	0	0	0	0
UPSET	30,122	34,767	33,727	34,000	34,000	34,000	34,000	34,000
LIQUOR LICENSES	19,319	20,644	22,172	22,000	44,670	22,000	22,000	22,000
FEES	13,656	24,130	27,970	28,000	30,000	30,000	30,000	30,000
PARKING METER FEES-Coin	10,975	14,455	15,908	16,000	16,000	16,000	16,000	16,000
FINES-Civil Infractions	16,278	12,015	11,175	12,000	17,000	15,000	15,000	15,000
RESTRICTED TICKETS-Winter Parking	70,413	70,035	74,826	65,000	98,510	75,000	75,000	75,000
PARKING METER TICKETS-Expired Meters	4,450	4,302	3,357	4,000	4,000	4,000	4,000	4,000
PRIVATE SOURCES-Schools	8,000	8,000	28,000	28,000	28,000	28,000	28,000	28,000
YOUTH SERVICES PROGRAM-Kaufman	0	0	15,000	15,000	15,000	15,000	15,000	15,000
REIMBURSEMENTS	5,543	33,149	25,615	8,000	18,095	18,000	18,000	18,000
OTHER REVENUE-Bike Auction	652	0	4,568	2,000	2,000	2,000	2,000	2,000
Total Police	**215,318**	**248,470**	**285,376**	**248,000**	**316,325**	**279,500**	**279,500**	**279,500**

FUND 101 GENERAL FUND REVENUES	2004-05 ACTUAL	2005-06 ACTUAL	2006-07 ACTUAL	2007-08 BUDGET	2007-08 YEAR END ESTIMATED	2008-09 DEPT HEAD REQUEST	2008-09 MANAGER RECOMM.	2008-09 COMMISSION APPROVED
Fire								
FEMA GRANT	53,234	17,557	0	12,115	13,410	0	0	0
FIRE PROTECTION-STATE FACILITIES	74,383	156,219	235,345	200,000	171,510	171,510	171,510	171,510
MINI GRANTS	0	950	500	1,000	1,000	1,000	1,000	1,000
FEES	363	2,418	(495)	400	785	600	600	600
SERVICES RENDERED	0	868	722	800	25	0	0	0
FINES	100	400	50	0	150	1,500	1,500	1,500
SALE OF FIXED ASSETS	10,300	0	0	0	0	0	0	0
REIMBURSEMENTS	0	2,639	750	0	16,775	3,000	3,000	3,000
Total Fire	**138,380**	**181,051**	**236,872**	**214,315**	**203,655**	**177,610**	**177,610**	**177,610**
Rental Code Inspection								
RENTAL CODE REGISTRATION	33,065	2,150	2,630	800	1,930	1,500	1,500	1,500
RENTAL CODE COMPLIANCE	9,070	17,578	18,083	14,000	10,425	10,200	10,200	10,200
Total Rental Code Inspection	**42,135**	**19,728**	**20,713**	**14,800**	**12,355**	**11,700**	**11,700**	**11,700**
Public Works								
STATE GRANTS	0	0	0	0	141,125	0	0	0
SERVICES RENDERED-Events	7,271	6,506	39,066	15,000	20,580	15,000	15,000	15,000
FIXED CHARGES	777,630	517,244	475,851	450,000	350,000	249,275	249,275	249,275
SALES	214	152	0	0	0	0	0	0
FINES	50	200	0	0	0	0	0	0
RENT-EQUIPMENT & HOUSE	1,336	1,338	1,338	1,045	1,135	0	0	0
REIMBURSEMENTS	2,535	15,800	23,210	2,500	6,085	2,500	2,500	2,500
TRANSFERS IN-SPECIAL TRUST	0	0	0	300,000	0	0	0	0
Total Public Works	**789,036**	**541,240**	**539,465**	**768,545**	**518,925**	**266,775**	**266,775**	**266,775**
Engineering								
ROW PERMITS, OFF STREET PARKING	14,733	14,326	13,912	16,600	10,000	11,515	11,515	11,515
BLOCK PARTY PERMITS	280	320	110	330	240	240	240	240
FIXED CHARGES	551,160	551,160	640,956	643,655	643,655	627,165	627,165	627,165
SALES-MAPS	4,940	3,566	7,785	1,700	5,000	7,000	7,000	7,000
EQUIPMENT RENTAL	12,606	8,240	26,496	18,000	18,075	19,000	19,000	19,000
REIMBURSEMENTS	11	2,068	335	0	435	0	0	0
Total Engineering	**583,730**	**579,680**	**689,594**	**680,285**	**677,405**	**664,920**	**664,920**	**664,920**
Sanitation								
TRASH COLLECTION FEE	772,040	806,850	932,092	878,000	911,400	948,000	948,000	948,000
LANDFILL DISPOSAL FEE	807,043	386,518	323,529	462,000	462,000	385,000	385,000	385,000
Total Sanitation	**1,579,083**	**1,193,368**	**1,255,621**	**1,340,000**	**1,373,400**	**1,333,000**	**1,333,000**	**1,333,000**
Social Services								
COMMUNITY MENTAL HEALTH	6,233	12,061	5,635	5,550	2,320	0	0	0
REIMBURSEMENTS	222	750	0	0	0	0	0	0
STATE HOME CARE SERVICE	29,160	26,425	28,624	26,775	26,775	26,775	26,775	26,775
HOMEMAKING CONTRIBUTIONS	0	0	2,907	6,000	10,000	10,000	10,000	10,000
MCCOA-SENIOR SERVICES	87,676	91,275	113,724	147,145	193,870	190,470	190,470	190,470
MCCOA-MATCH	22,138	30,934	28,318	0	0	0	0	0
Total Social Services	**145,429**	**161,445**	**179,208**	**185,470**	**232,965**	**227,245**	**227,245**	**227,245**

FUND 101 GENERAL FUND REVENUES	2004-05 ACTUAL	2005-06 ACTUAL	2006-07 ACTUAL	2007-08 BUDGET	2007-08 YEAR END ESTIMATED	2008-09 DEPT HEAD REQUEST	2008-09 MANAGER RECOMM.	2008-09 COMMISSION APPROVED
Planning/Zoning								
FEES	37,382	28,171	30,445	23,000	28,120	25,000	25,000	25,000
FINES-Civil Infractions	1,000	1,800	3,500	2,500	1,800	1,500	1,500	1,500
REIMBURSEMENTS	0	157	0	0	0	0	0	0
Total Planning	**38,382**	**30,128**	**33,945**	**25,500**	**29,920**	**26,500**	**26,500**	**26,500**
Parks & Recreation								
GRANT	0	0	0	1,147,500	0	65,000	0	0
FEES	26,970	27,130	30,694	25,000	30,000	25,000	25,000	25,000
BALLFIELDS	7,835	3,821	7,954	6,500	6,500	6,500	6,500	6,500
SKIING/JOGGING TRAIL	288	82	147	150	135	0	0	0
SOCCER FIELD USE	950	2,100	50	5,000	5,000	5,000	5,000	5,000
RENT-MATTSON PARK & OTHER	6,615	14,590	9,945	6,500	6,500	6,500	6,500	6,500
REIMBURSEMENTS	1,275	190	0	0	100	0	0	0
PRIVATE SOURCES-SOCCER	12,790	9,630	6,020	5,000	4,915	2,425	2,425	2,425
Total Parks & Recreation	**56,723**	**57,543**	**54,810**	**1,195,650**	**53,150**	**110,425**	**45,425**	**45,425**
Community Center								
COMMUNITY CENTER USE	21,173	18,805	19,052	17,000	17,000	17,000	17,000	17,000
REIMBURSEMENTS	0	19	0	0	0	0	0	0
Total Community Center	**21,173**	**18,824**	**19,052**	**17,000**	**17,000**	**17,000**	**17,000**	**17,000**
Tourist Park								
CAMPSITE RENTAL	109,515	121,563	124,302	133,000	125,040	130,000	130,000	130,000
CONCESSIONS	2,953	3,428	3,294	5,000	3,850	3,850	3,850	3,850
SALES OF SUNDRIES	1,921	3,322	3,859	2,500	4,000	4,000	4,000	4,000
REIMBURSEMENTS	1,008	0	0	0	145	0	0	0
Total Tourist Park	**115,397**	**128,313**	**131,455**	**140,500**	**133,035**	**137,850**	**137,850**	**137,850**
Arts & Culture								
COUNCIL FOR ARTS & CULTURE GRANT	15,100	23,400	15,900	20,000	14,600	14,600	14,600	14,600
ART CENTER REGISTRATION FEES	15,309	16,696	7,339	10,000	13,000	13,000	13,000	13,000
GRANT PASS THRU	0	195	1,935	0	0	0	0	0
FEES-Copies	0	0	837	2,000	500	500	500	500
ART CENTER SALES	5,890	5,856	7,892	8,500	9,500	10,000	10,000	10,000
ART CENTER RENTAL	5,939	3,905	4,353	5,000	6,000	6,000	6,000	6,000
ART CENTER OTHER	0	1,565	114	500	15	0	0	0
YOUTH THEATRE	22,458	26,029	41,127	28,000	28,000	28,000	28,000	28,000
Total Arts & Culture	**64,696**	**77,646**	**79,497**	**74,000**	**71,615**	**72,100**	**72,100**	**72,100**
Special Assessments								
INTEREST ON SPECIAL ASSESSMENTS	7,811	22,354	12,949	17,850	17,245	13,710	13,710	13,710
ASSESSMENTS LEVIED	55,694	67,460	31,230	42,250	44,185	44,185	44,185	44,185
Total Special Assessments	**63,505**	**89,814**	**44,179**	**60,100**	**61,430**	**57,895**	**57,895**	**57,895**
TOTAL	**20,566,430**	**16,489,087**	**18,154,740**	**20,005,560**	**19,100,680**	**19,031,770**	**17,742,770**	**17,742,770**

CITY OF MARQUETTE
General Fund Revenues
Commission Approved FY 2008-09

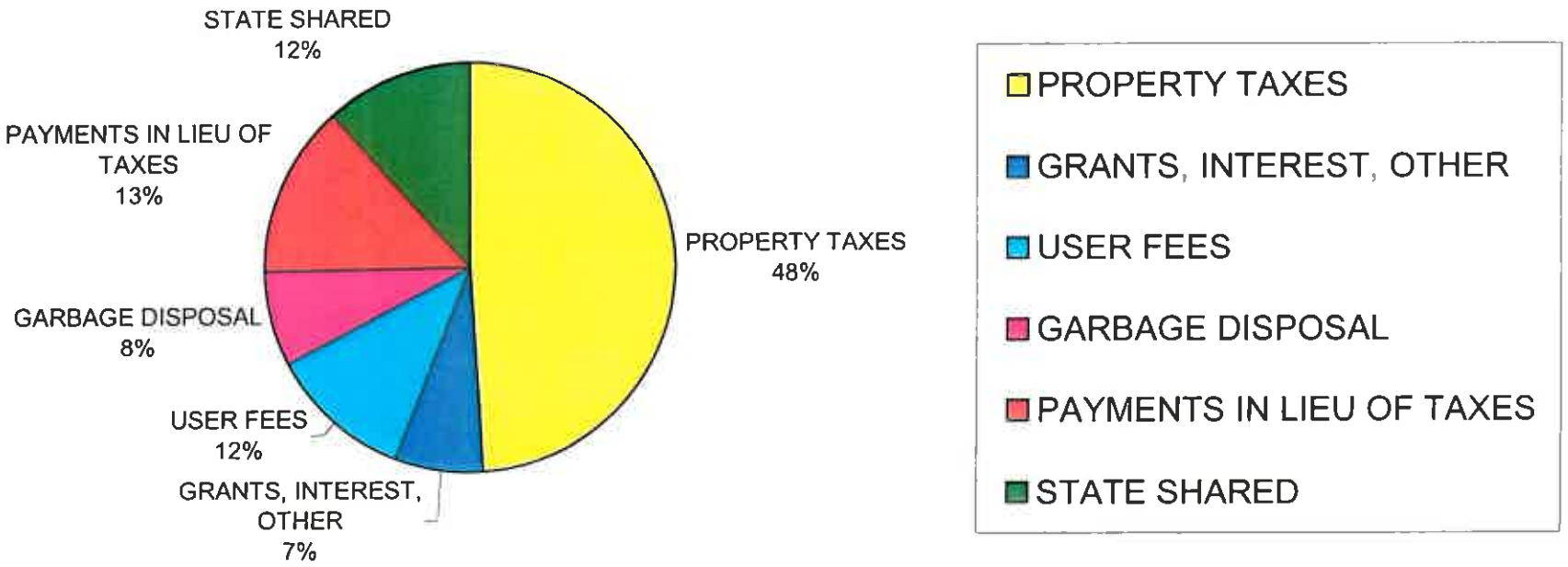

CITY OF MARQUETTE
General Fund Revenue
Estimated FY 2007-08

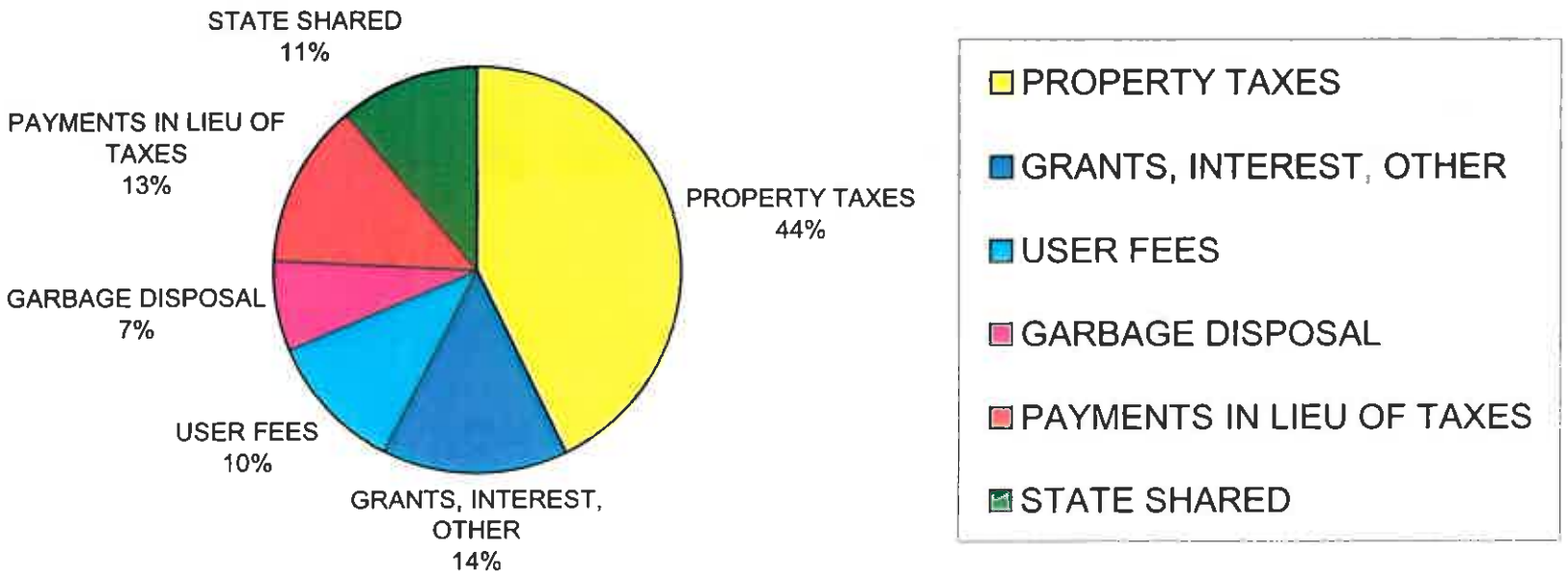

CITY OF MARQUETTE
General Fund Revenue
Property Taxes

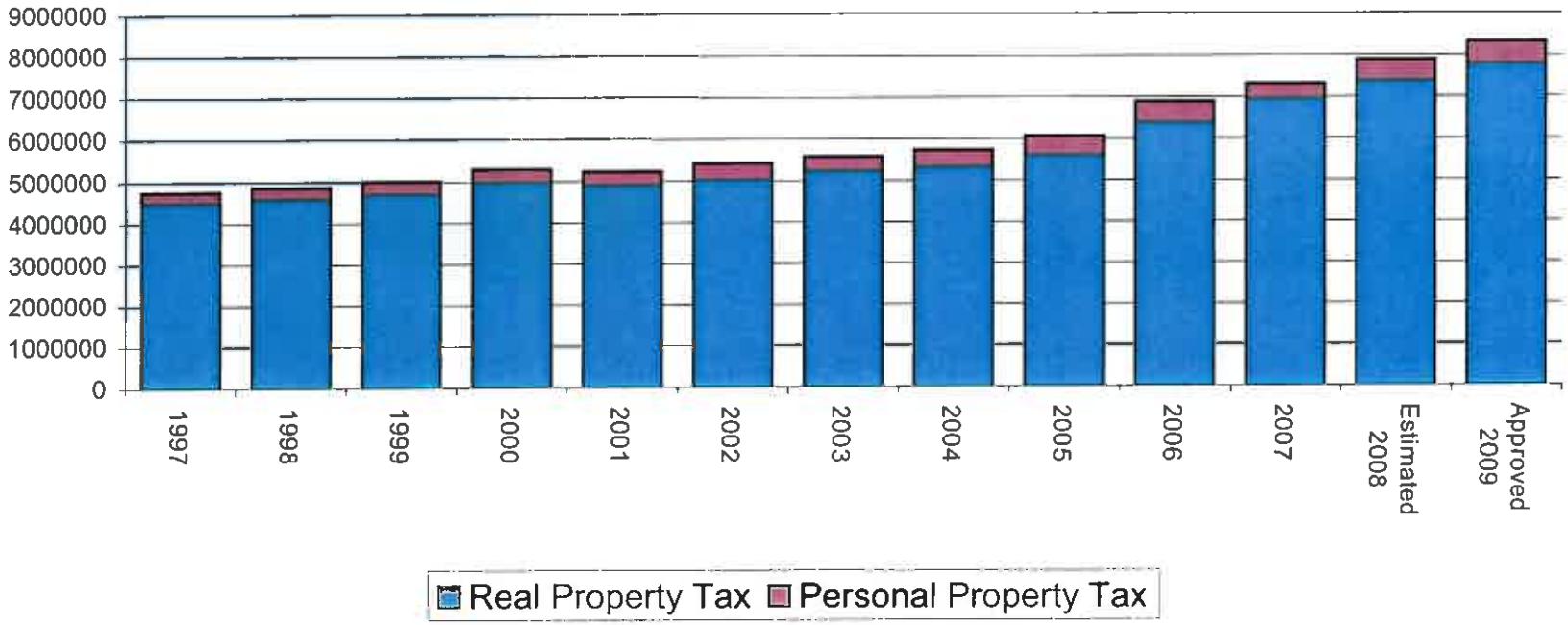

CITY OF MARQUETTE
General Fund Revenue
State Shared - Sales & Use Tax

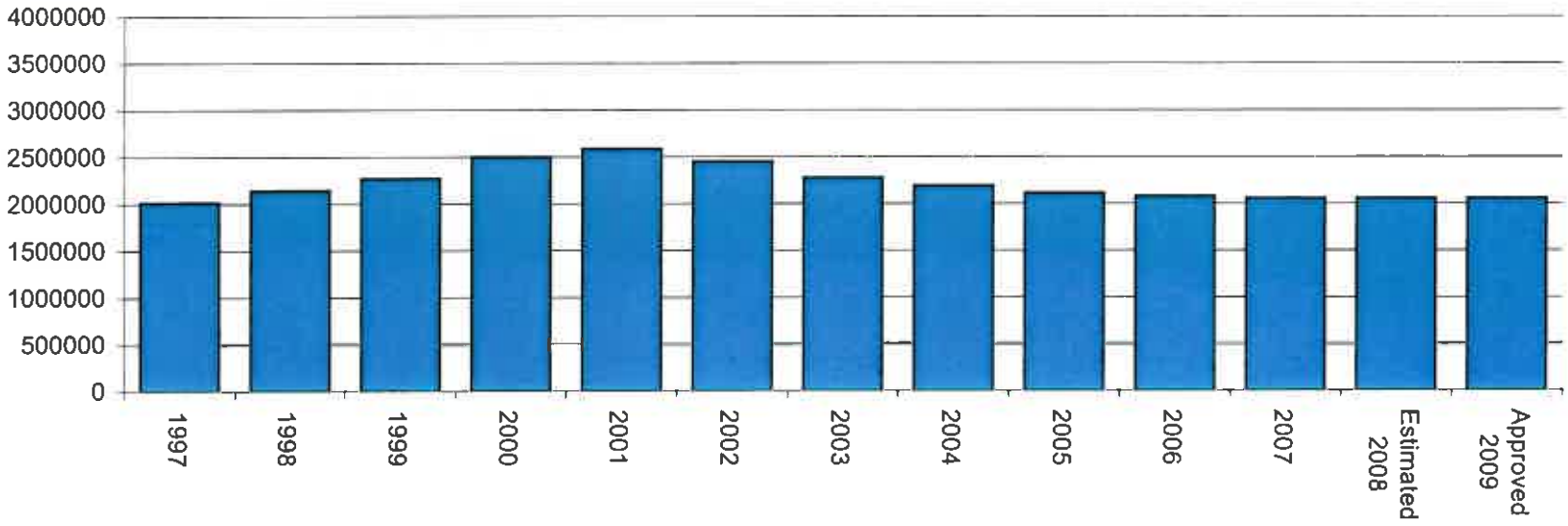

CITY OF MARQUETTE
General Fund Revenue
Payment In Lieu of Taxes

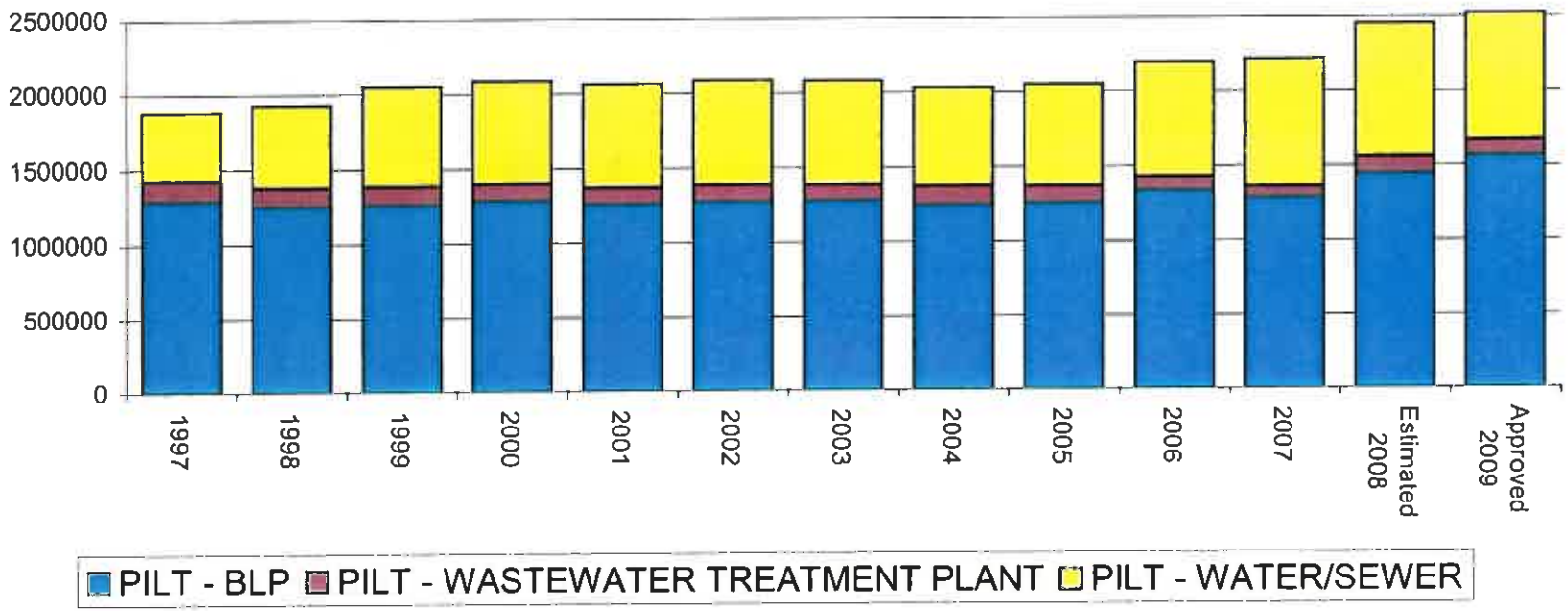

CITY OF MARQUETTE
General Fund Revenue
Interest Income

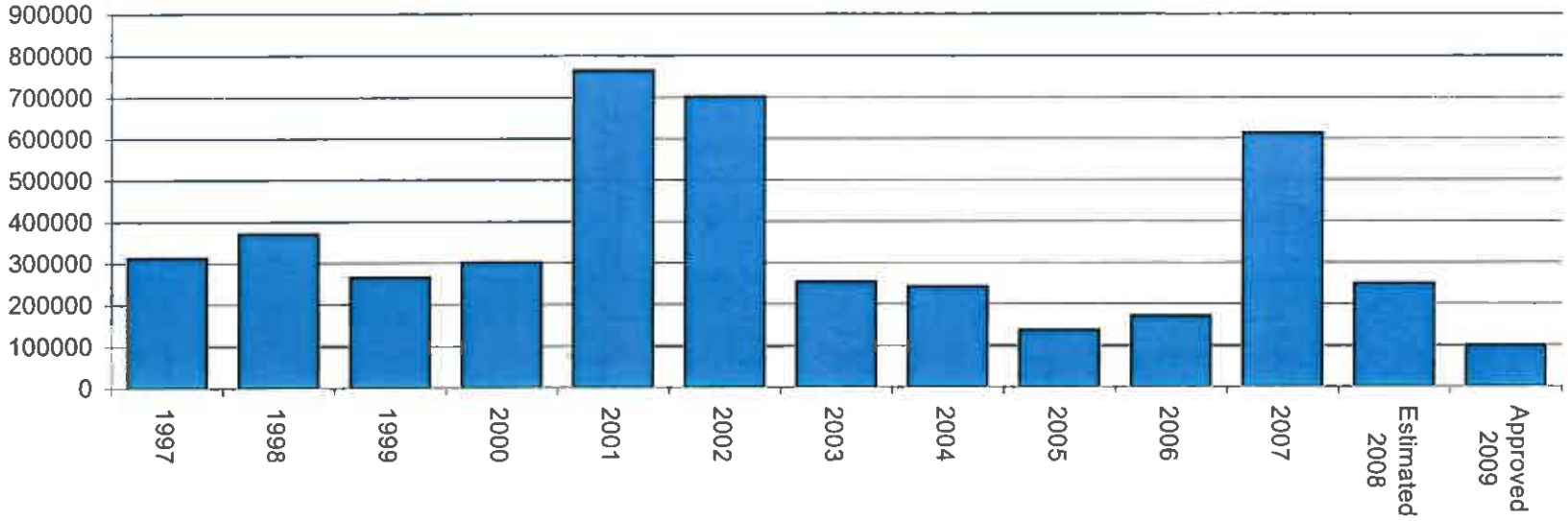

City of Marquette, Michigan
GENERAL REVENUE BY SOURCES
STATED IN ACTUAL DOLLARS
LAST TEN FISCAL YEARS

	1998	1999	2000	2001	2002	2003	2004	2005	2006	2007
Property Taxes	$5,082,355	$5,238,498	$5,527,326	$5,470,859	$5,660,475	$5,808,147	$5,961,971	$6,311,760	$7,161,580	$7,610,451
Payments In Lieu of Property Taxes	1,977,503	2,096,223	2,134,757	2,110,643	2,100,334	2,085,024	2,027,879	2,053,758	2,353,273	2,375,979
State and Federal Grants	80,986	376,384	76,534	97,508	1,329,845	1,205,154	117,582	171,185	279,687	346,690
State-Shared	2,416,849	2,559,456	2,688,198	3,125,729	2,781,897	2,625,590	2,282,698	2,204,567	2,254,929	2,312,849
Intergovernmental	74,965	92,247	80,764	112,827	132,768	134,616	156,009	128,399	143,489	162,210
Licenses & Permits	15,346	19,042	17,949	18,552	17,779	17,069	18,543	36,243	28,250	33,574
Sales/Use/Service Fees	2,113,844	2,109,217	2,247,414	2,337,116	2,497,618	2,609,163	3,283,105	4,281,348	3,643,127	3,742,367
Fines and Forfeits	42,842	52,182	117,874	118,463	139,794	138,538	136,538	137,572	95,917	99,652
Rentals	49,023	50,921	56,024	54,885	50,373	48,263	41,664	39,331	43,038	56,949
Special Assessments	86,117	72,095	22,584	209,115	92,978	104,534	66,143	63,506	89,813	44,179
Sale of Assets	101,783	103,934	4,409	3,106	4,031	68,464	3,743	11,721	908	0
Contribution from Private Sources	47,959	65,690	29,043	45,500	94,829	82,053	21,500	21,915	107,630	124,718
Reimbursements	13,453	25,852	7,838	27,545	30,575	20,220	20,433	21,522	53,771	49,910
Investment Income	357,661	258,100	297,154	759,146	736,008	254,410	242,094	40,090	171,797	614,404
Other Revenue	933	176,778	501,025	9,415	8,569	37,618	-307,162	34,374	39,536	130,489
TOTALS	$12,461,619	$13,296,619	$13,808,893	$14,500,409	$15,677,873	$15,238,863	$14,072,740	$15,557,291	$16,466,745	$17,704,421
% Variance vs Prior Year	-1.6%	6.7%	3.9%	5.0%	8.1%	-2.8%	-7.7%	10.5%	5.8%	7.5%
% Variance vs 2007	-42.1%	-33.1%	-28.2%	-22.1%	-12.9%	-16.2%	-25.8%	-13.8%	-7.5%	0.0%

City of Marquette, Michigan
GENERAL REVENUE BY SOURCES
STATED IN 2007 DOLLARS
LAST TEN FISCAL YEARS

	1998	1999	2000	2001	2002	2003	2004	2005	2006	2007
Property Taxes	$6,497,931	$6,568,610	$6,681,524	$6,405,208	$6,557,215	$6,589,101	$6,549,682	$6,762,832	$7,355,709	$7,610,451
Payments In Lieu of Property Taxes	2,528,292	2,628,477	2,580,530	2,471,112	2,433,072	2,365,373	2,227,781	2,200,530	2,417,063	2,375,979
State and Federal Grants	103,543	471,952	92,516	114,161	1,540,521	1,367,197	129,173	183,419	287,268	346,690
State-Shared	3,090,008	3,209,330	3,249,539	3,659,561	3,222,609	2,978,623	2,507,719	2,362,117	2,316,053	2,312,849
Intergovernmental	95,845	115,670	97,629	132,096	153,801	152,716	171,388	137,575	147,379	162,210
Licenses & Permits	19,620	23,877	21,697	21,720	20,596	19,364	20,371	38,833	29,016	33,574
Sales/Use/Service Fees	2,702,608	2,644,770	2,716,712	2,736,264	2,893,294	2,959,987	3,606,743	4,587,316	3,741,881	3,742,367
Fines and Forfeits	54,775	65,432	142,488	138,695	161,940	157,166	149,997	147,404	98,517	99,652
Rentals	62,677	63,850	67,723	64,259	58,353	54,752	45,771	42,142	44,205	56,949
Special Assessments	110,103	90,401	27,300	244,829	107,708	118,589	72,663	68,044	92,248	44,179
Sale of Assets	130,132	130,324	5,330	3,636	4,670	77,670	4,112	12,559	933	0
Contribution from Private Sources	61,317	82,369	35,108	53,271	109,852	93,086	23,619	23,481	110,548	124,718
Reimbursements	17,200	32,416	9,475	32,249	35,419	22,939	22,447	23,060	55,229	49,910
Investment Income	457,279	323,634	359,205	888,798	852,607	288,618	265,959	42,955	176,454	614,404
Other Revenue	1,193	221,664	605,647	11,023	9,927	42,676	(337,441)	36,831	40,608	130,489
TOTALS	$15,932,523	$16,672,776	$16,692,423	$16,976,882	$18,161,584	$17,287,857	$15,459,984	$16,669,098	$16,913,111	$17,704,421
% Variance vs Prior Year	-3.2%	4.6%	0.1%	1.7%	7.0%	-4.8%	-10.6%	7.8%	1.5%	4.7%
% Variance vs 2007	-6.2%	-1.4%	-1.3%	0.4%	6.9%	2.2%	-9.4%	-1.5%	0.0%	4.5%

GENERAL FUND REVENUE TOTALS (2007 Dollars)

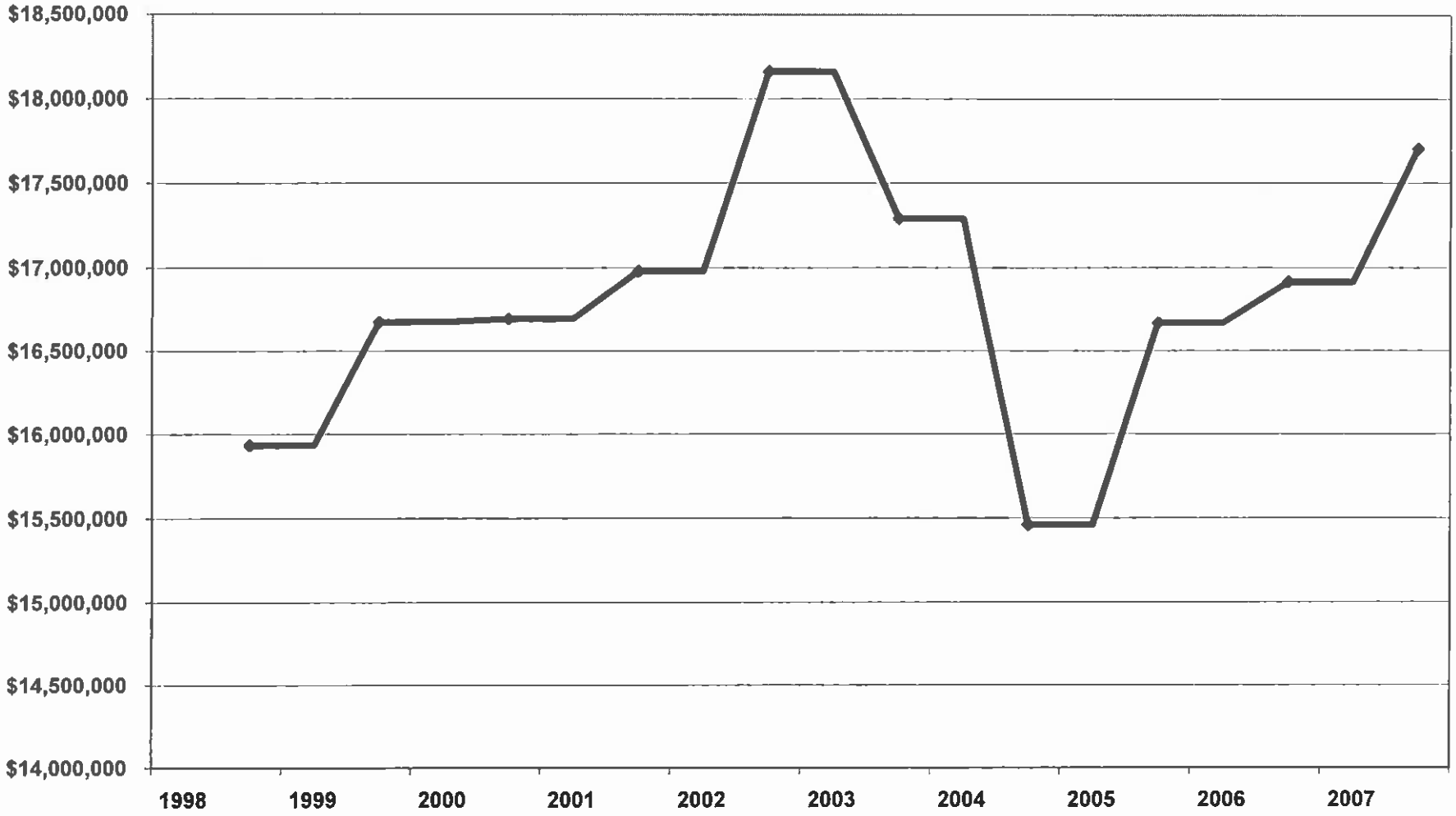

PROPERTY TAXES & PILT (2007 Dollars)

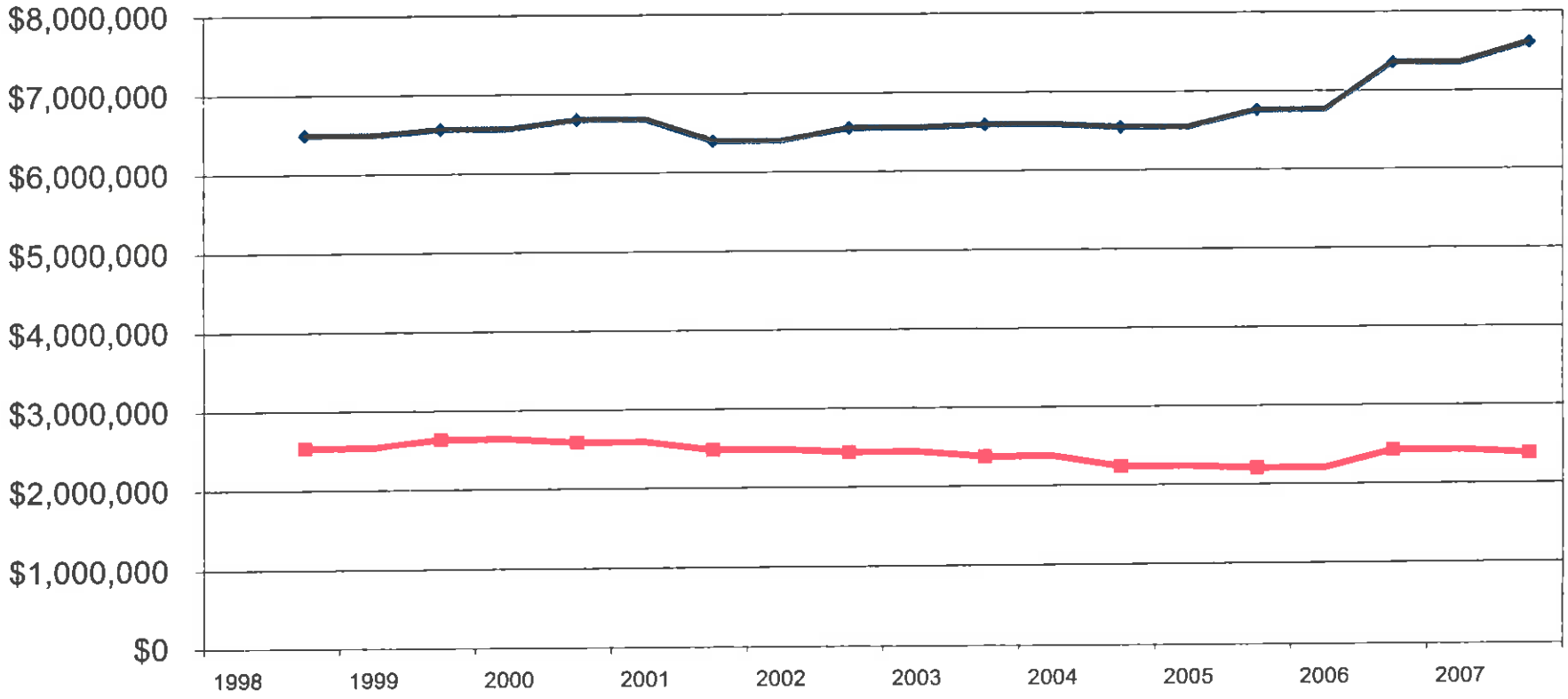

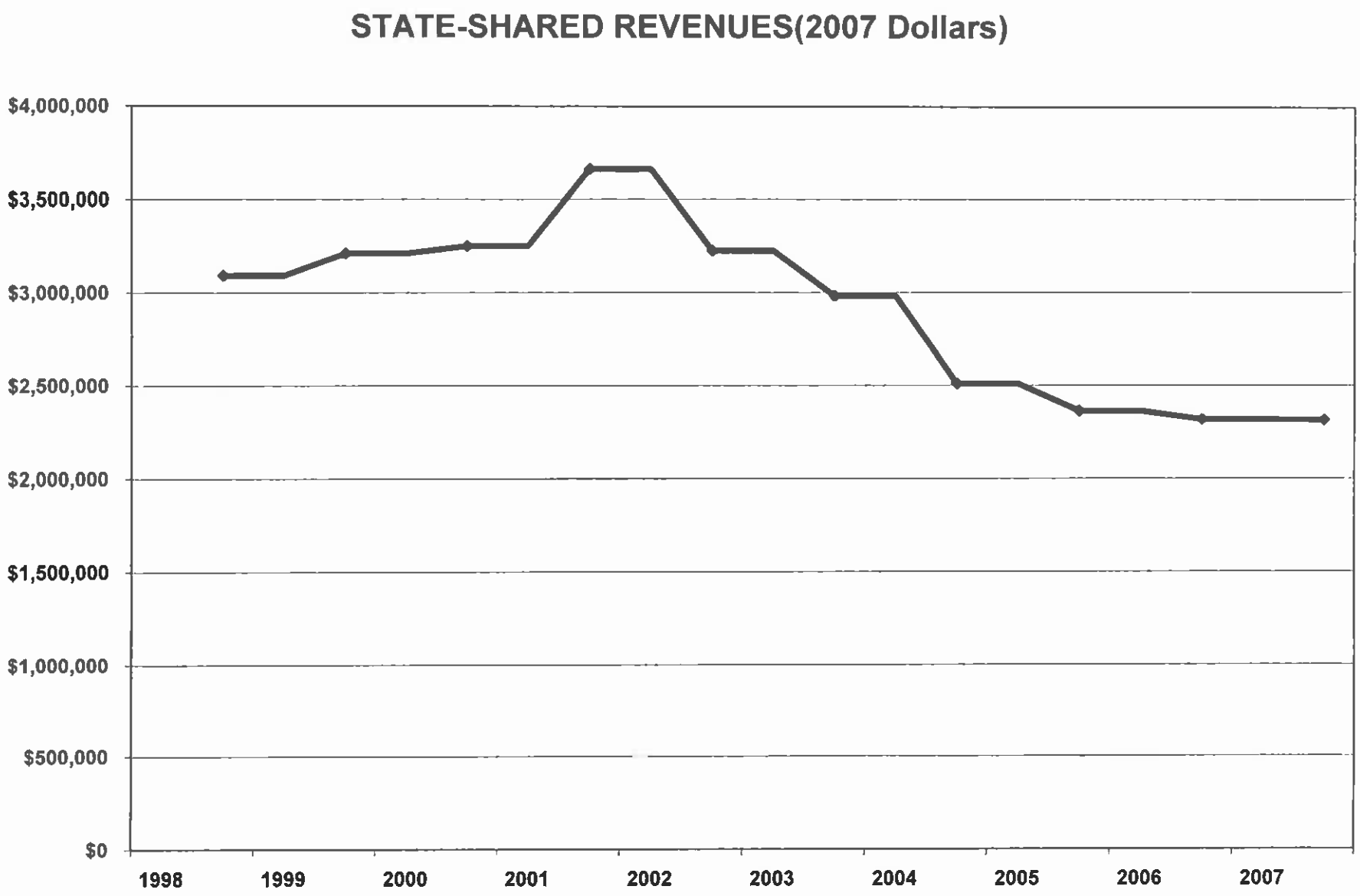
STATE-SHARED REVENUES(2007 Dollars)
$4,000,000
$3,500,000
$3,000,000
$2,500,000
$2,000,000
$1,500,000
$1,000,000
$500,000
$0
1998
1999
2000
2001
2002
2003
2004
2005
2006
2007

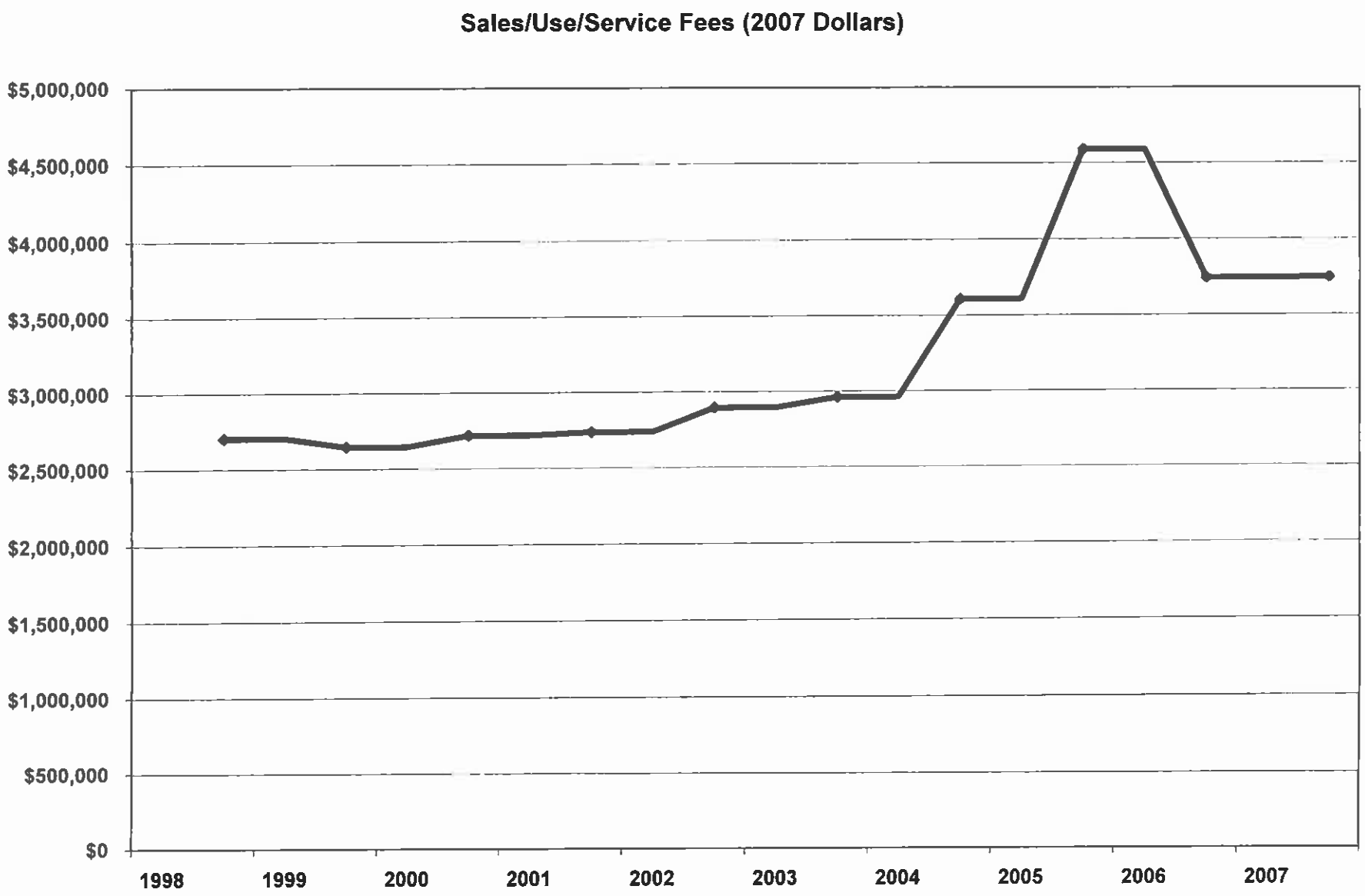
Sales/Use/Service Fees (2007 Dollars)
$5,000,000
$4,500,000
$4,000,000
$3,500,000
$3,000,000
$2,500,000
$2,000,000
$1,500,000
$1,000,000
$500,000
$0
1998
1999
2000
2001
2002
2003
2004
2005
2006
2007

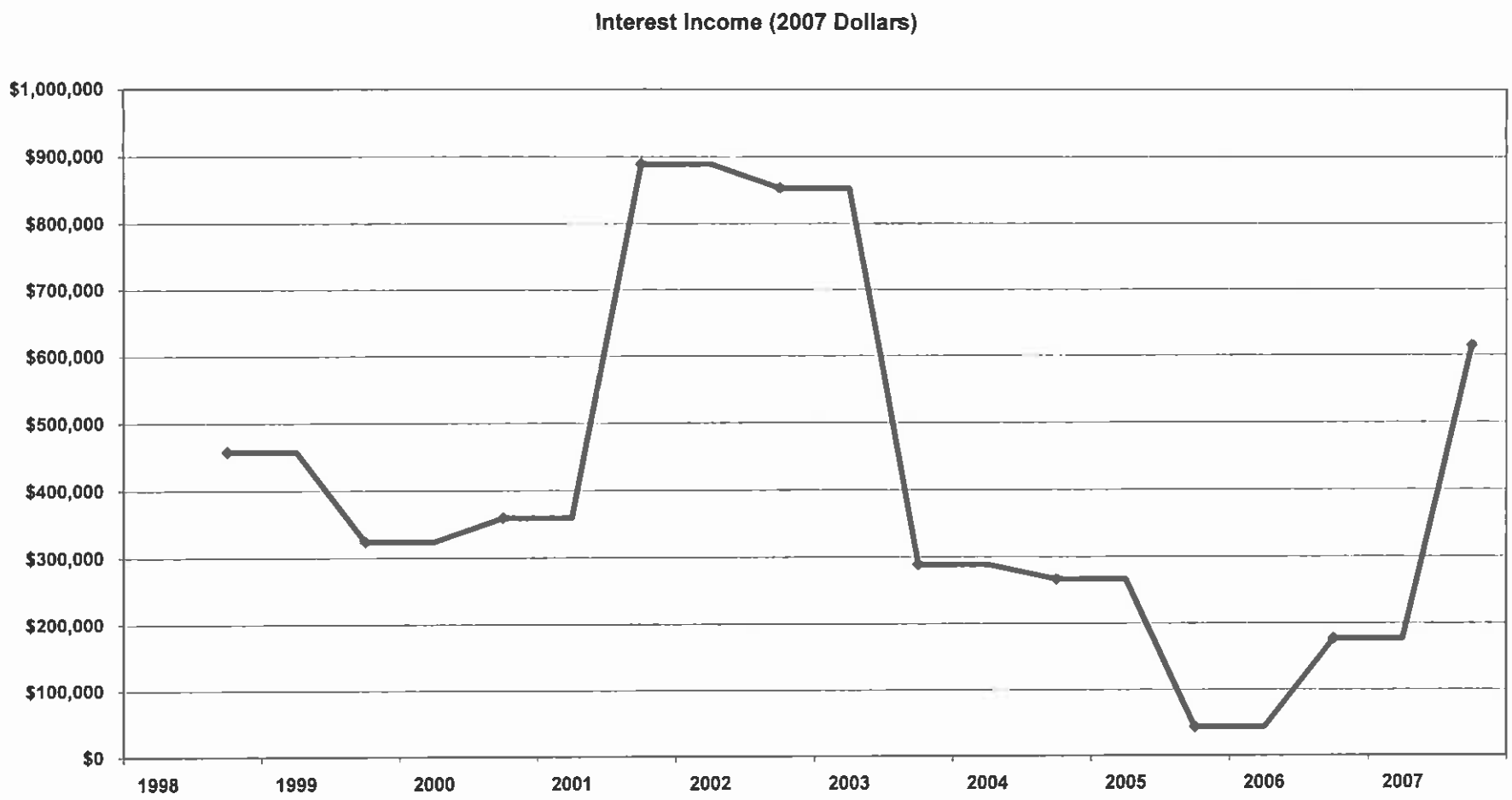
Interest Income (2007 Dollars)
$1,000,000
$900,000
$800,000
$700,000
$600,000
$500,000
$400,000
$300,000
$200,000
$100,000
$0
1998
1999
2000
2001
2002
2003
2004
2005
2006
2007

City of Marquette, Michigan
GENERAL FUND EXPENDITURES BY FUNCTIONS
STATED IN ACTUAL DOLLARS
LAST TEN FISCAL YEARS

	1998	1999	2000	2001	2002	2003	2004	2005	2006	2007
General Government	$3,095,653	$3,774,369	$4,385,653	$4,245,389	$4,566,586	$3,336,036	$3,633,775	$3,143,230	$3,030,355	$2,839,502
Public Safety	3,127,110	3,482,653	3,583,770	3,152,000	3,344,909	4,518,529	4,493,038	4,726,141	4,895,020	4,951,604
Public Works	1,943,661	2,586,241	2,691,947	3,051,893	5,876,023	4,512,649	3,853,666	9,500,165	4,138,290	4,435,598
Social Services	179,473	192,333	189,906	185,010	217,496	308,694	329,804	296,117	338,932	279,773
Recreation and Culture	663,370	753,329	311,276	464,637	630,628	598,858	360,310	485,093	425,425	670,705
Special Assessments	0	0	240,568	149,272	24,920	48,726	24,847	0	0	0
Debt Service	67,001	43,010	43,111	132,002	46,615	102,964	102,787	103,183	104,004	103,489
Transfers Out	2,667,173	2,444,869	2,323,154	1,875,491	1,895,274	3,622,947	1,482,888	2,207,601	3,329,217	2,664,495
TOTALS	$11,743,441	$13,276,804	$13,769,385	$13,255,694	$16,602,451	$17,049,403	$14,281,115	$20,461,530	$16,261,243	$15,945,166
% Variance vs Prior Year	-4.1%	13.1%	3.7%	-3.7%	25.2%	2.7%	-16.2%	43.3%	-20.5%	-1.9%
% Variance vs 2007	-35.8%	-20.1%	-15.8%	-20.3%	4.0%	6.5%	-11.7%	22.1%	1.9%	0.0%

City of Marquette, Michigan
GENERAL FUND EXPENDITURES BY FUNCTIONS
STATED IN 2007 DOLLARS
LAST TEN FISCAL YEARS

	1998	1999	2000	2001	2002	2003	2004	2005	2006	2007
General Government	$3,957,878	$4,732,723	$5,301,451	$4,970,444	$5,290,031	$3,784,594	$3,991,981	$3,367,862	$3,112,499	$2,839,502
Public Safety	3,998,096	4,366,937	4,332,121	3,690,319	3,874,814	5,126,083	4,935,947	5,063,896	5,027,709	4,951,604
Public Works	2,485,024	3,242,916	3,254,071	3,573,115	6,806,910	5,119,412	4,233,548	10,179,097	4,250,466	4,435,598
Social Services	229,461	241,168	229,562	216,607	251,952	350,200	362,315	317,279	348,119	279,773
Recreation and Culture	848,137	944,607	376,276	543,991	730,533	679,379	395,828	519,760	436,957	670,705
Special Assessments	0	0	290,803	174,766	28,868	55,278	27,296	0	0	0
Debt Service	85,663	53,931	52,113	154,546	54,000	116,808	112,919	110,557	106,823	103,489
Transfers Out	3,410,054	3,065,648	2,808,267	2,195,800	2,195,526	4,110,082	1,629,066	2,365,368	3,419,462	2,664,495
TOTALS	$15,014,313	$16,647,930	$16,644,664	$15,519,588	$19,232,634	$19,341,836	$15,688,900	$21,923,819	$16,702,035	$15,945,166
% Variance vs Prior Year	-5.7%	10.9%	0.0%	-6.8%	23.9%	0.6%	-18.9%	39.7%	-23.8%	-4.5%
% Variance vs 2007	-6.2%	4.2%	4.2%	-2.7%	17.1%	17.6%	-1.6%	27.3%	4.5%	0.0%

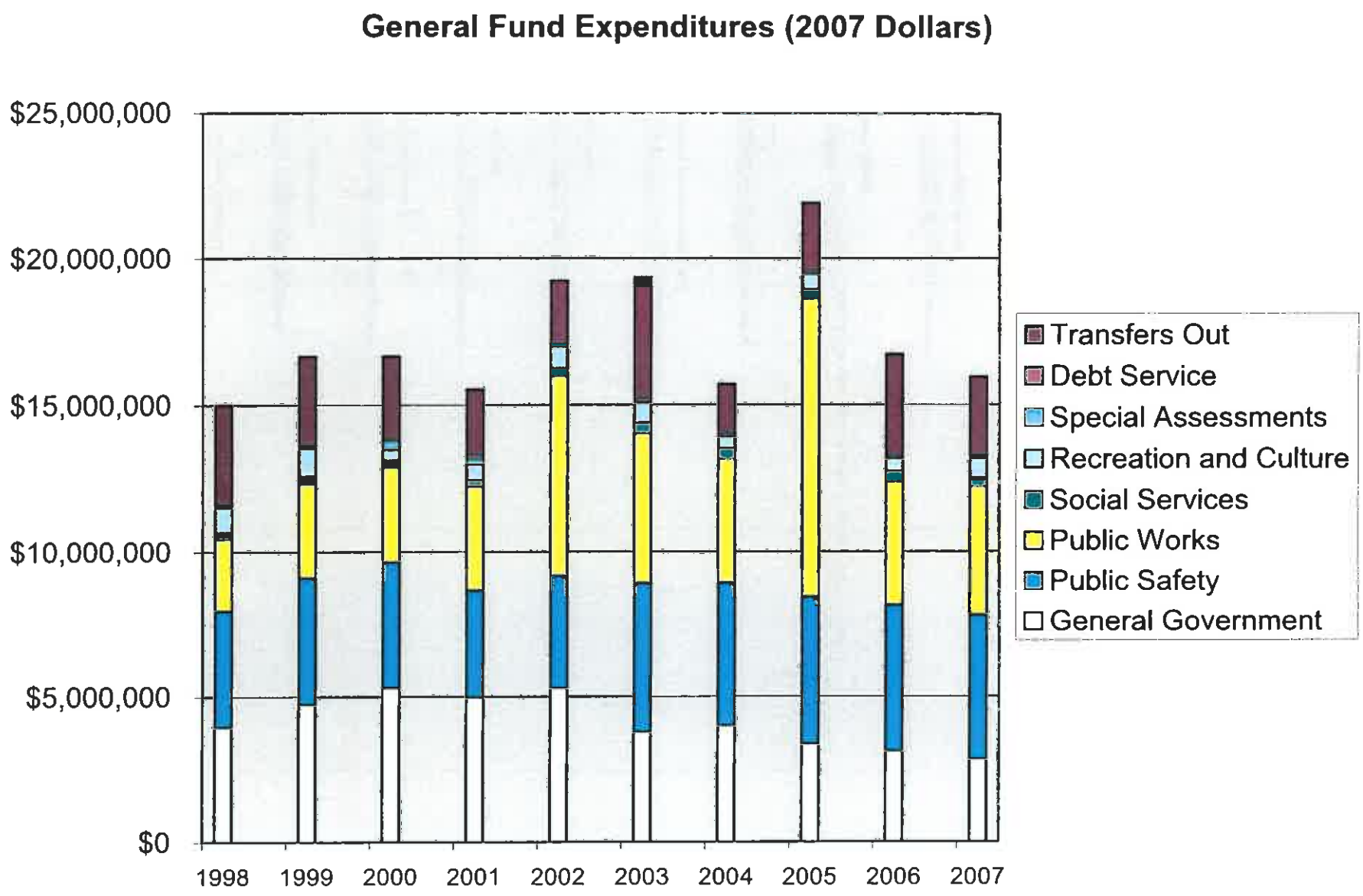
General Fund Expenditures (2007 Dollars)
$25,000,000
$20,000,000
$15,000,000
$10,000,000
$5,000,000
$0
1998
1999
2000
2001
2002
2003
2004
2005
2006
2007
Transfers Out
Debt Service
Special Assessments
Recreation and Culture
Social Services
Public Works
Public Safety
General Government

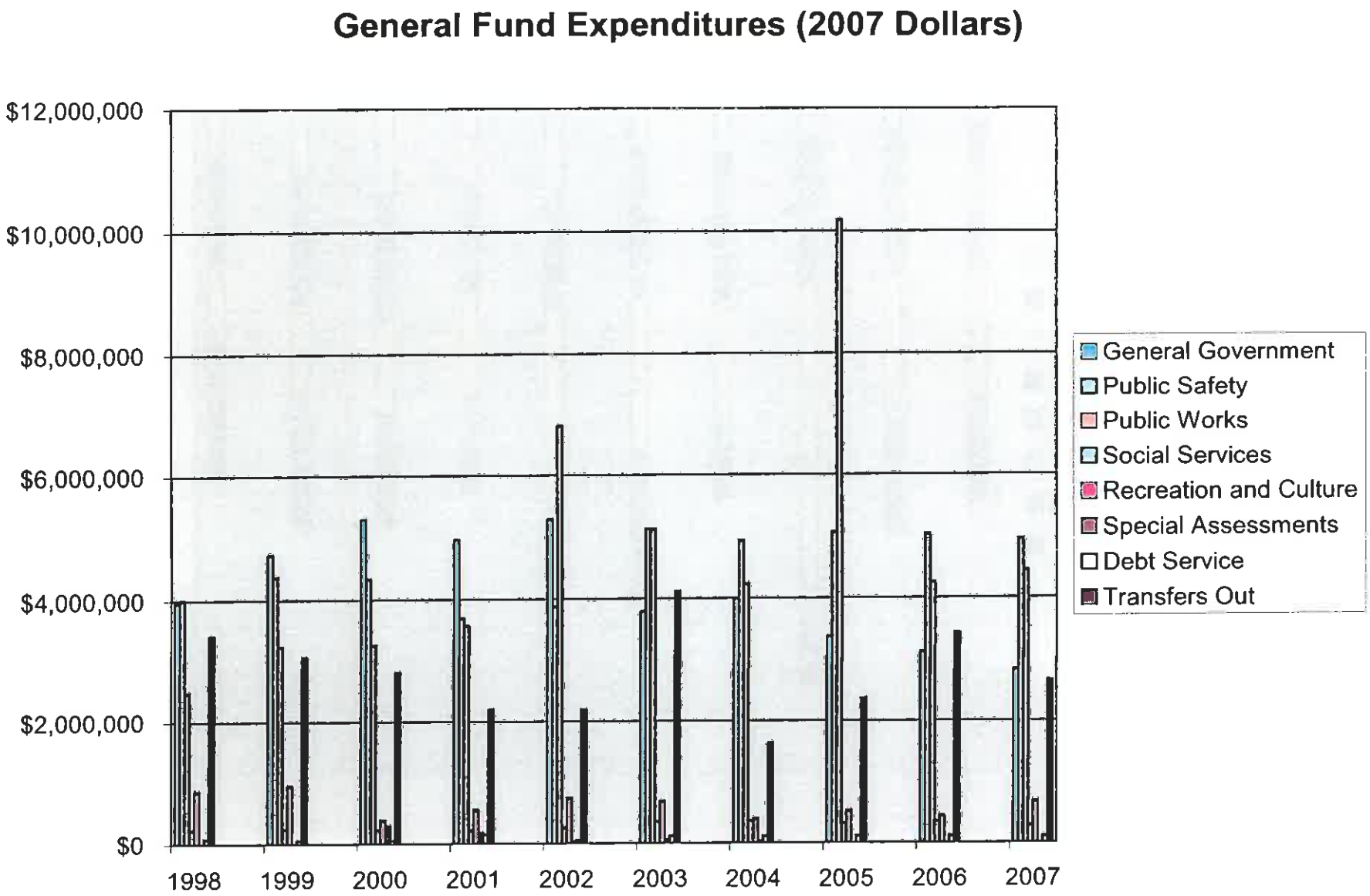
General Fund Expenditures (2007 Dollars)
$12,000,000
$10,000,000
$8,000,000
$6,000,000
$4,000,000
$2,000,000
$0
1998
1999
2000
2001
2002
2003
2004
2005
2006
2007
General Government
Public Safety
Public Works
Social Services
Recreation and Culture
Special Assessments
Debt Service
Transfers Out

City of Marquette
General Fund Historical Expenditures
Stated in Actual Dollars

Dept Name	FY 98 Actual	FY 99 Actual	FY 00 Actual	FY 01 Actual	FY 02 Actual	FY 03 Actual	FY 04 Actual	FY 05 Actual	FY 06 Actual	FY 07 Actual	FY 98 thru FY 07 Average	FY 08 Budget	Variance FY 08 vs Avg	FY 09 Budget	FY 09 vs FY 08	Variance FY 09 vs Avg
Legislative	47,878	62,238	64,695	231,338	75,251	117,848	53,565	60,475	266,406	346,560	132,605	49,500	(83,105)	69,265	19,765	(63,340)
Executive	185,795	221,194	264,062	263,734	291,196	396,604	368,330	384,470	366,397	309,791	305,157	356,205	51,048	360,375	4,170	55,218
Finance	142,380	145,317	136,063	123,903	152,759	217,070	218,697	231,652	263,162	251,326	188,233	294,865	106,632	295,670	805	107,437
Clerk	60,743	40,943	45,382	41,538	45,672	132,431	161,256	136,029	78,388	158,648	90,103	190,450	100,347	161,370	(29,080)	71,267
Info Systems	166,778	161,889	299,508	359,535	756,937	577,563	425,160	492,362	375,619	382,766	399,812	606,715	206,903	526,445	(80,270)	126,633
Treasurer	112,778	109,664	120,425	119,560	118,185	160,740	167,640	175,475	189,342	223,167	151,698	212,795	61,097	223,765	10,970	72,067
Assessor	157,930	162,450	165,674	161,454	170,662	164,744	159,451	241,200	189,173	186,727	175,947	201,495	25,549	212,355	10,860	36,409
Elections	7,363	18,474	13,888	31,568	18,938	35,274	21,417	46,588	40,037	33,956	28,750	38,400	11,650	74,745	36,345	47,995
City Hall	104,195	108,378	189,502	147,561	134,431	222,618	131,023	194,926	150,235	242,250	162,512	337,585	175,073	217,605	(119,980)	55,093
Attorney	104,655	123,826	98,924	109,813	115,276	201,602	230,791	133,939	79,960	113,342	131,213	136,750	5,537	161,875	25,125	30,662
Human Resources	82,443	100,528	128,385	145,745	150,039	211,368	201,773	220,023	223,697	194,441	165,844	252,195	86,351	299,155	46,960	133,311
Cemetery	82,657	117,102	137,035	163,821	124,730	162,924	147,643	151,977	154,637	169,239	141,177	183,970	42,794	191,450	7,480	50,274
Arborist	12,071	14,149	9,662	13,307	20,769	74,382	132,255	124,517	130,625	139,327	67,106	0	(67,106)	0	0	(67,106)
Promotional	65,617	58,450	73,038	67,839	41,952	55,446	45,471	50,280	38,109	27,835	52,504	100,000	47,496	100,000	0	47,496
Police	1,642,048	1,835,348	1,884,236	1,891,591	2,057,263	2,872,400	2,849,765	2,802,837	2,943,463	2,972,324	2,373,127	3,190,245	817,118	3,254,985	64,740	881,858
Fire	1,485,062	1,647,307	1,719,534	1,260,409	1,287,646	1,646,128	1,643,273	1,904,990	1,938,209	1,985,621	1,649,818	2,060,725	410,907	2,227,340	166,615	577,522
Rental Code Enf	0	0	0	0	0	0	0	18,313	13,348	13,659	4,532	19,725	15,193	20,395	670	15,863
Public Works	900,811	1,422,375	1,293,568	1,595,961	4,517,576	2,552,155	1,905,890	7,131,857	2,030,038	2,101,282	2,545,151	2,592,670	47,519	2,498,255	(94,415)	(46,896)
Sidewalks	85,110	187,540	207,823	214,740	120,064	256,725	13,367	19,063	50,213	73,539	122,818	131,150	8,332	181,150	50,000	58,332
Engineering	214,676	215,907	215,952	268,220	274,820	441,025	665,055	707,783	735,455	721,319	445,801	767,500	321,699	750,170	(17,330)	304,369
Sanitation	743,064	760,419	964,944	961,665	942,994	1,188,362	1,144,322	1,516,945	1,191,959	1,230,891	1,064,557	1,335,635	271,079	1,333,000	(2,635)	268,444
Senior Services	179,473	192,333	189,907	185,010	217,496	308,694	329,805	296,116	338,932	279,773	251,754	313,730	61,976	355,825	42,095	104,071
Planning/Zoning	40,095	82,650	97,945	116,316	128,817	325,632	246,413	221,689	218,875	218,899	169,743	287,570	117,827	361,785	74,215	192,042
Parks & Rec	471,626	565,234	138,818	150,246	403,389	403,025	190,894	302,008	235,986	262,070	312,329	1,340,465	1,028,136	180,450	(1,160,015)	(131,879)
Swimming Areas	28,937	35,971	35,794	38,384	51,285	51,242	38,327	38,433	45,890	47,056	41,132	40,510	(622)	42,620	2,110	1,488
Community Center	30,034	29,809	22,825	23,262	24,553	31,332	9,747	16,138	20,792	21,763	23,026	0	(23,026)	0	0	(23,026)
Tourist Park	69,835	66,586	80,097	225,535	112,541	93,736	94,109	101,848	97,185	171,150	111,262	97,775	(13,487)	89,635	(8,140)	(21,627)
Shiras Pool	50,867	41,580	33,740	27,211	38,860	19,524	27,233	26,669	25,572	28,593	31,985	64,240	32,255	0	(64,240)	(31,985)
Cultural Events	82,574	259,455	155,072	224,811	270,580	244,407	213,904	221,620	194,204	161,836	202,826	158,365	(44,461)	176,880	18,515	(25,946)
Special Assess	0	0	240,568	149,272	24,920	48,726	24,845	0	0	0	48,833	0	(48,833)	0	0	(48,833)
Fringe Benefits	1,536,481	1,600,010	1,698,524	1,890,865	1,902,720	0	0	0	0	0	862,860	0	(862,860)	0	0	(862,860)
Community Dev	0	329,234	504,000	0	0	0	0	0	0	0	83,323	0	(83,323)	0	0	(83,323)
Insurance	114,970	70,015	189,174	46,188	68,441	89,964	111,285	111,026	136,236	128,031	106,533	75,500	(31,033)	88,230	12,730	(18,303)
Compliance	321	2,552	4,357	0	0	0	0	0	0	0	723	0	(723)	0	0	(723)
Debt Service	67,001	43,010	43,111	132,002	46,615	102,964	102,787	103,183	104,005	103,489	84,817	104,150	19,333	104,645	495	19,828
Transfers Out	2,667,173	2,444,869	2,323,155	1,875,490	1,895,273	3,822,948	2,205,622	2,277,101	3,398,717	2,664,497	2,537,485	4,464,880	1,927,196	3,183,330	(1,281,350)	645,846
TOTALS	11,743,441	13,276,804	13,788,385	13,255,894	16,602,450	17,049,403	14,281,115	20,481,530	16,285,966	15,945,167	15,285,096	20,005,560	4,740,465	17,742,770	(2,262,790)	2,477,675
% Variance vs Previous Year	-4.1%	13.1%	3.7%	-3.7%	25.2%	2.7%	-16.2%	43.3%	-20.5%	-2.0%		25.5%	31.1%	-11.3%		16.2%

City of Marquette
General Fund Historical Expenditures
Stated in Year 2007 Dollars

Dept Name	FY 98 Actual	FY 99 Actual	FY 00 Actual	FY 01 Actual	FY 02 Actual	FY 03 Actual	FY 04 Actual	FY 05 Actual	FY 06 Actual	FY 07 Actual	FY 98 thru FY 07 Average	FY 08 Budget	Variance FY 08 vs Avg	FY 09 Budget	FY 09 vs FY 08	Variance FY 09 vs Avg
Legislative	61,213	78,041	78,204	270,847	87,172	133,467	58,845	64,797	273,627	346,560	145,277	49,500	(95,777)	69,265	19,765	(76,012)
Executive	237,544	277,358	319,203	308,776	337,328	449,831	404,639	411,946	376,329	309,791	343,284	356,205	12,921	360,375	4,170	17,091
Elections	182,037	182,215	164,475	145,064	176,959	246,257	240,255	248,207	270,296	251,326	210,709	294,865	84,156	295,670	805	84,961
Finance	77,662	51,339	54,859	48,632	52,907	150,237	177,152	145,750	80,513	158,648	99,770	190,450	90,680	161,370	(29,080)	61,600
Assessor	213,230	202,994	362,050	420,939	876,852	655,221	467,071	527,549	385,801	382,766	449,447	606,715	157,268	526,445	(80,270)	76,998
Attorney	144,190	137,509	145,572	139,979	136,908	205,042	184,165	188,015	194,474	223,167	168,902	212,795	42,893	223,765	10,970	53,863
Clerk	201,918	203,698	200,269	189,028	197,699	186,895	175,169	258,437	194,301	186,727	199,414	201,495	2,081	212,355	10,860	12,941
Human Resources	9,414	23,165	18,788	36,859	21,938	40,017	23,528	49,917	41,122	33,956	29,680	38,400	8,720	74,745	36,345	45,065
Treasurer	133,216	135,896	229,073	172,762	155,728	252,551	143,939	208,856	154,307	242,250	182,858	337,585	154,727	217,605	(119,980)	34,747
Info Systems	133,804	155,267	119,581	128,568	133,538	228,709	253,542	143,511	82,127	113,342	149,199	136,750	(12,449)	161,875	25,125	12,676
City Hall	105,406	126,053	155,194	170,636	173,808	239,788	221,663	235,747	229,761	194,441	185,250	252,195	66,945	299,155	46,960	113,905
Cemetery	105,679	146,835	165,650	191,799	144,490	184,830	162,197	162,838	158,829	169,239	159,239	183,970	24,731	191,450	7,480	32,211
Forestry	15,433	17,742	11,680	15,580	24,059	84,383	145,292	133,416	134,166	139,327	72,108	0	(72,108)	0	0	(72,108)
Promotional	83,883	73,291	88,290	79,425	48,598	62,901	49,953	53,873	40,169	27,835	60,823	100,000	39,177	100,000	0	39,177
Police	2,099,404	2,301,360	2,253,520	2,214,849	2,383,177	3,258,618	3,130,685	3,003,143	3,023,251	2,972,324	2,664,013	3,190,245	526,232	3,254,985	64,740	590,972
Fire	1,898,693	2,065,576	2,078,601	1,475,870	1,491,637	1,867,464	1,805,261	2,041,131	1,990,748	1,965,621	1,868,040	2,060,725	192,685	2,227,340	166,615	359,300
Rental Code Enf	0	0	0	0	0	0	0	19,622	13,710	13,659	4,699	19,725	15,026	20,395	670	15,696
Planning	1,151,712	1,783,532	1,583,687	1,868,530	5,233,256	2,895,314	2,093,766	7,641,537	2,085,066	2,101,282	2,841,768	2,592,670	(249,098)	2,498,255	(94,415)	(343,513)
Public Works	108,815	235,158	251,220	251,415	139,085	291,244	14,685	20,425	51,574	73,539	143,716	131,150	(12,566)	181,150	50,000	37,434
Sidewalks	274,469	270,728	261,046	311,687	318,126	500,324	730,614	758,365	755,391	721,319	490,207	767,500	277,293	750,170	(17,330)	259,963
Engineering	950,028	953,498	1,166,440	1,125,804	1,092,384	1,348,147	1,257,125	1,625,354	1,224,269	1,230,891	1,197,404	1,335,635	138,231	1,333,000	(2,635)	135,596
Sanitation	229,461	241,168	229,563	216,607	251,952	350,200	362,316	317,278	348,119	279,773	282,644	313,730	31,086	355,825	42,095	73,181
Senior Services	51,263	103,636	118,398	136,181	149,224	369,416	270,704	237,532	224,911	218,899	188,016	287,570	99,554	361,785	74,215	173,769
Parks & Rec	602,987	708,753	187,803	175,906	467,294	457,215	209,712	323,591	242,383	282,070	361,771	1,340,465	978,694	180,450	(1,160,015)	(181,321)
Swimming Areas	36,997	45,104	43,268	44,939	59,410	58,132	42,105	41,180	47,134	47,056	46,533	40,510	(6,023)	42,620	2,110	(3,913)
Community Center	38,399	37,378	27,591	27,235	28,443	35,545	10,708	17,291	21,356	21,763	26,571	0	(26,571)	0	0	(26,571)
Tourist Park	89,286	83,493	96,823	264,053	130,370	106,340	103,386	109,124	99,819	171,150	125,384	97,775	(27,609)	89,635	(8,140)	(35,749)
Shiras Pool	85,035	52,138	40,785	31,858	45,016	22,149	29,918	28,575	26,265	28,593	37,033	64,240	27,207	0	(64,240)	(37,033)
Cultural Events	105,573	325,333	187,454	262,972	313,446	277,270	234,990	237,458	199,468	161,836	230,580	158,365	(72,215)	176,880	18,515	(53,700)
Special Assess	0	0	290,803	174,766	28,868	55,278	27,294	0	0	0	57,701	0	(57,701)	0	0	(57,701)
Fringe Benefits	1,964,433	2,006,270	2,053,204	2,213,799	2,204,151	0	0	0	0	0	1,044,186	0	(1,044,186)	0	0	(1,044,186)
Community Dev	0	412,830	609,244	0	0	0	0	0	0	0	102,207	0	(102,207)	0	0	(102,207)
Insurance	146,992	87,793	228,677	54,076	79,284	102,060	122,255	118,961	139,929	128,031	120,806	75,500	(45,306)	88,230	12,730	(32,576)
Compliance	410	3,200	5,267	0	0	0	0	0	0	0	888	0	(888)	0	0	(888)
Debt Service	85,683	53,931	52,113	154,546	54,000	116,808	112,919	110,557	106,824	103,469	95,085	104,150	9,065	104,645	495	9,560
Transfers Out	3,410,054	3,065,648	2,808,269	2,195,798	2,195,525	4,110,084	2,423,045	2,439,835	3,490,846	2,664,497	2,880,360	4,464,680	1,584,320	3,183,330	(1,281,350)	302,970
TOTALS	15,014,314	16,847,930	16,644,683	15,519,588	19,232,632	19,341,838	15,688,900	21,923,819	18,706,887	15,945,167	17,268,574	20,005,560	2,736,986	17,742,770	(2,262,790)	476,196
% Variance vs Previous Year	-5.7%	10.9%	0.0%	-6.8%	23.9%	0.6%	-18.9%	39.7%	-23.6%	-4.6%		25.5%	15.9%	-11.3%		2.8%

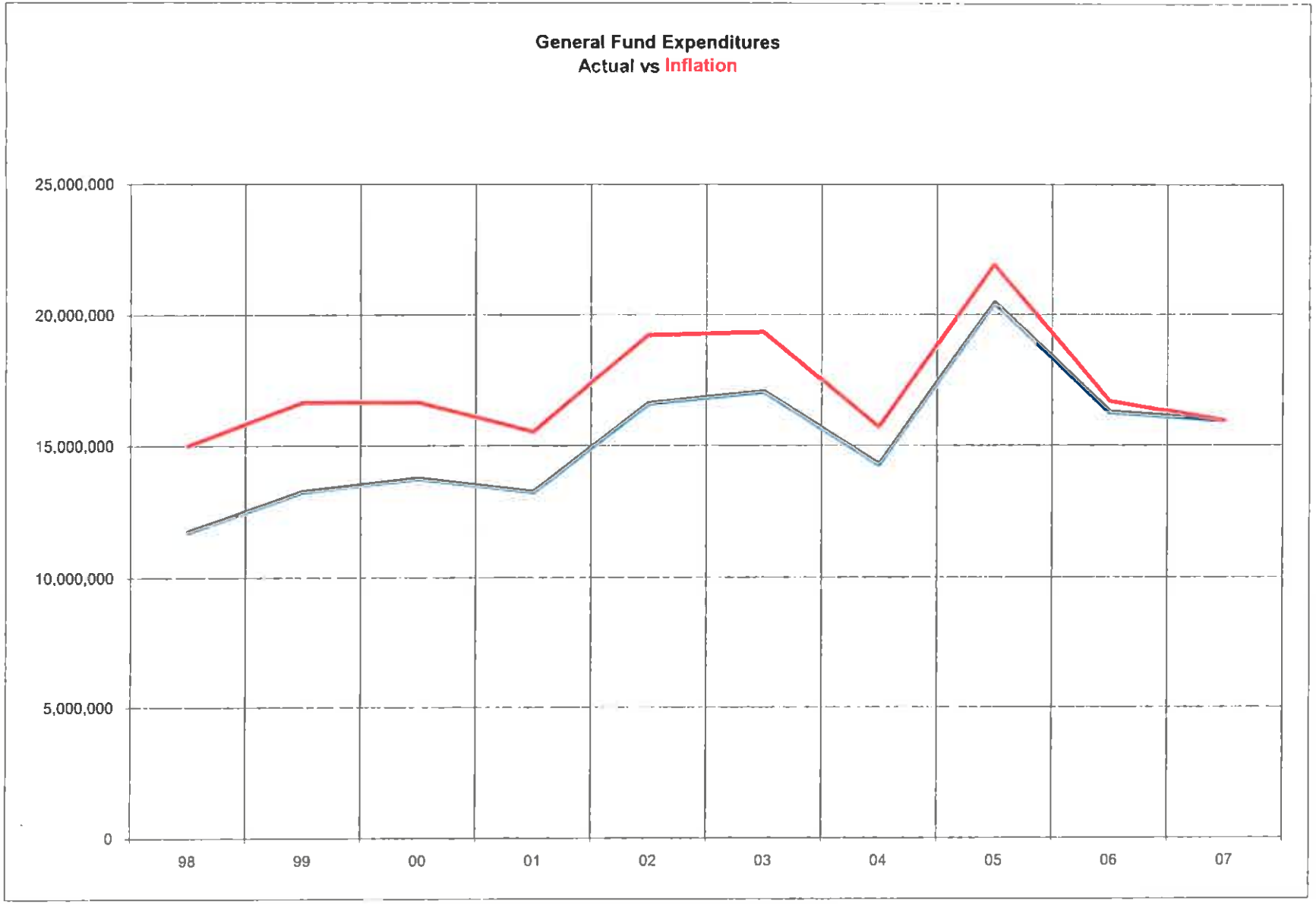
General Fund Expenditures
Actual vs Inflation
25,000,000
20,000,000
15,000,000
10,000,000
5,000,000
0
98
99
00
01
02
03
04
05
06
07

CITY OF MARQUETTE
General Fund Expenditures By Function
Commission Approved FY 2008-09

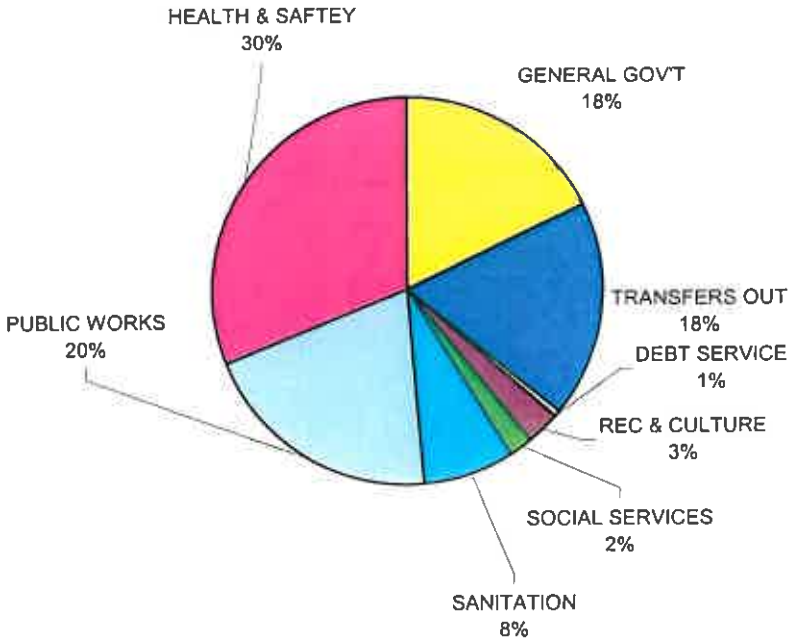

CITY OF MARQUETTE
General Fund Expenditures By Function
Estimated FY 2007-08

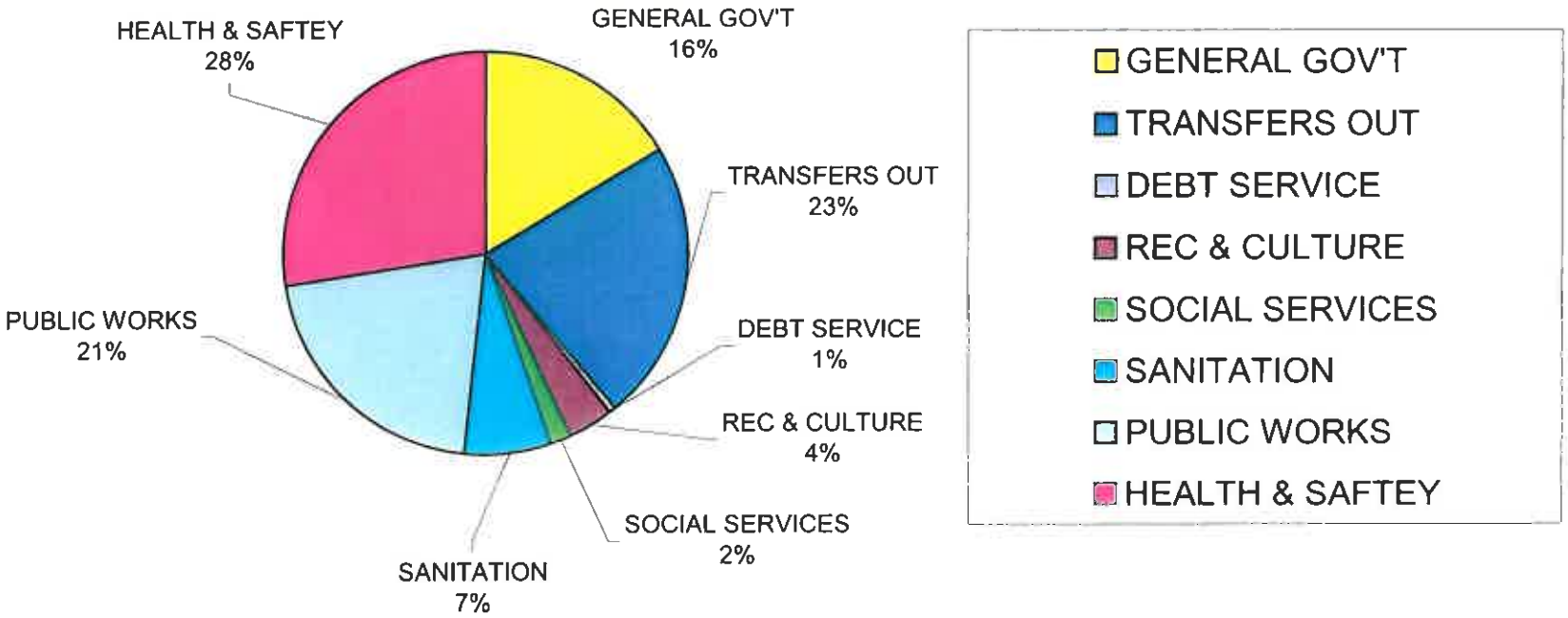

CITY OF MARQUETTE
General Fund Expenditures By Type
Commission Approved FY 2008-09

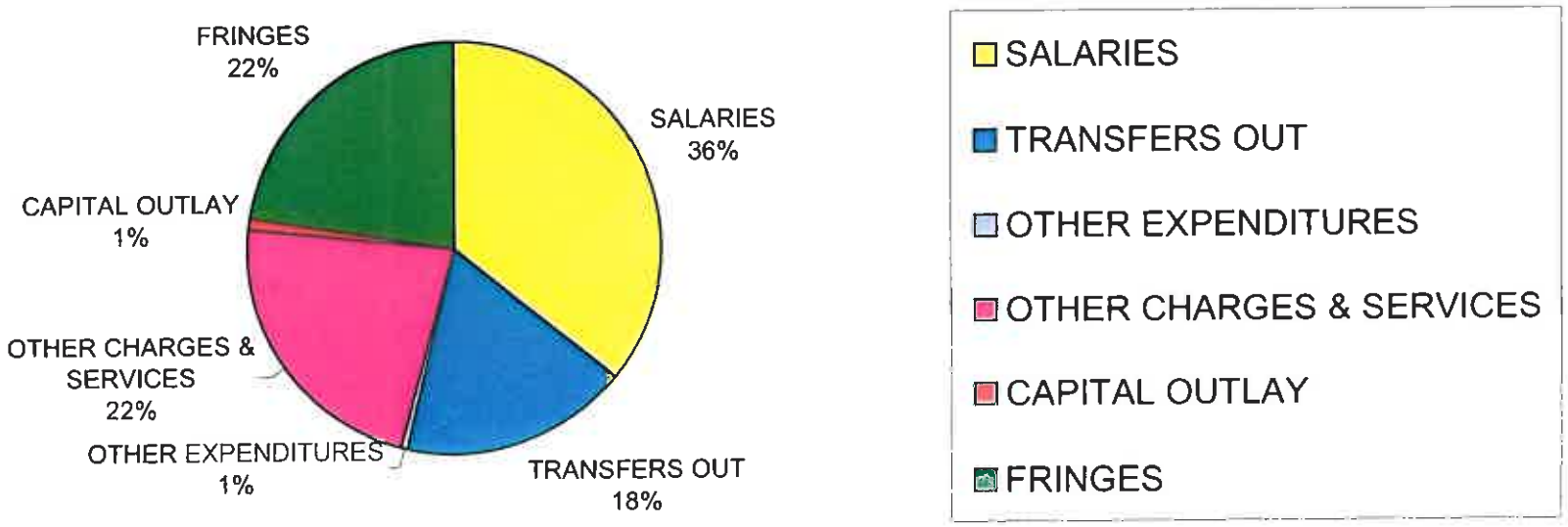

CITY OF MARQUETTE
General Fund Expenditures By Type
Estimated FY 2007-08

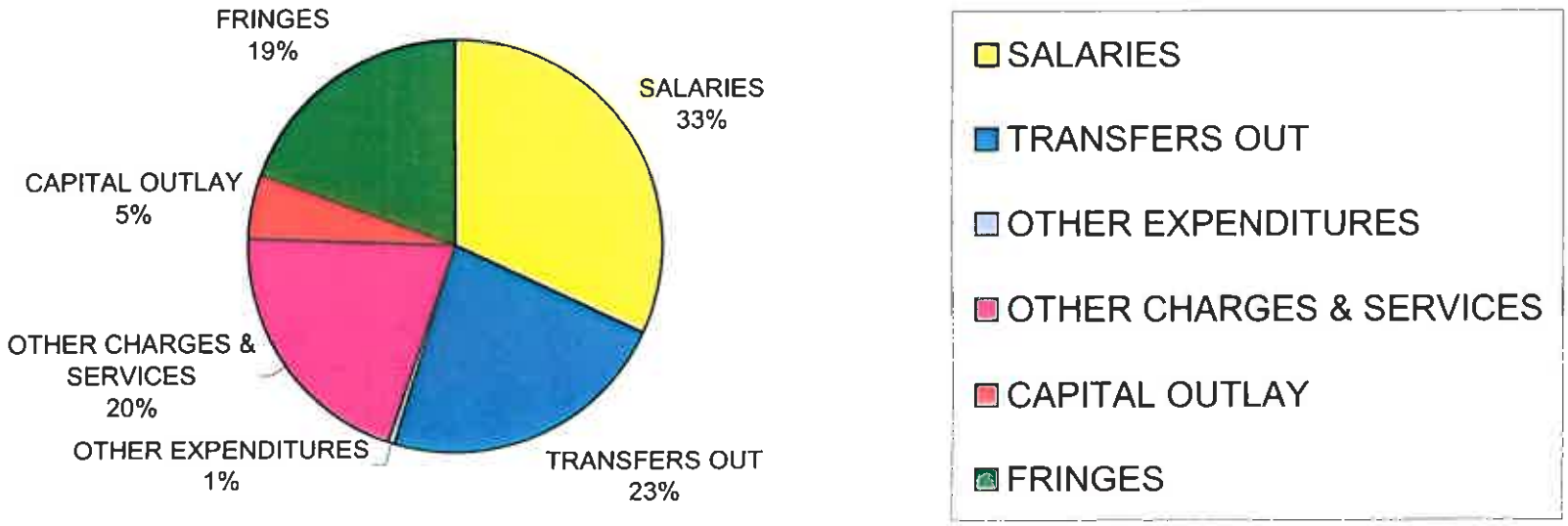

This page intentionally left blank.

CITY OF MARQUETTE
EXPENDITURES
2008-2009 FISCAL YEAR

SUMMARY

ACCOUNT NUMBER	CENTRAL ADMINISTRATION EXPENDITURES	2004-2005 ACTUAL	2005-2006 ACTUAL	2006-2007 ACTUAL	2007-2008 BUDGET	2007-08 YEAR END ESTIMATED	2008-09 DEPT HEAD REQUEST	2008-09 MANAGER RECOMM.	2008-09 COMMISSION APPROVED
101-XXX-00000-702-0000	SALARIES & WAGES	922,750	811,008	755,841	831,615	842,550	883,870	883,870	860,830
101-XXX-00000-703-0000	ACCRUED LEAVE RESERVE	(18,165)	(40,740)	16,000	0	0	0	0	0
101-XXX-00000-710-0000	PERFORMANCE PAY	31,000	0	0	0	0	0	0	0
101-XXX-00000-714-0000	FRINGE BENEFITS	10,169	4,332	8,130	12,500	14,510	15,250	15,250	15,250
101-XXX-00000-715-0000	LONGEVITY	4,475	4,892	2,763	3,600	3,600	3,725	3,725	3,650
101-XXX-00000-716-0000	SOCIAL SECURITY	69,972	64,954	58,228	64,850	65,575	69,065	69,065	67,300
101-XXX-00000-717-0000	HEALTH INSURANCE	236,900	227,794	152,239	219,400	199,050	230,060	230,060	237,165
101-XXX-00000-718-0000	LIFE INSURANCE	2,475	1,719	1,396	1,860	1,765	1,915	1,915	1,845
101-XXX-00000-719-0000	UNEMPLOYMENT INSURANCE	2,220	1,280	958	990	2,690	2,955	2,955	2,910
101-XXX-00000-720-0000	DISABILITY INSURANCE	3,454	3,368	3,713	4,325	4,250	4,425	4,425	1,120
101-XXX-00000-721-0000	WORKERS COMP	4,976	6,008	3,193	3,190	2,855	3,190	3,190	3,105
101-XXX-00000-722-0000	RETIREMENT-MERS	46,709	59,820	72,015	84,700	98,930	133,700	133,700	133,400
101-XXX-00000-724-0000	RETIREMENT-ICMA	59,098	36,799	24,892	29,595	28,640	30,325	30,325	27,350
101-XXX-00000-727-0000	OFFICE SUPPLIES	43,666	30,874	26,177	28,700	22,600	25,300	25,300	24,925
101-XXX-00000-728-0000	POSTAGE	5,865	5,913	6,316	9,200	8,885	9,425	9,425	9,425
101-XXX-00000-730-0000	COST OF SALES	1,588	1,563	3,141	4,000	7,000	5,000	5,000	4,750
101-XXX-00000-740-0000	OPERATING SUPPLIES	9,428	7,689	5,431	6,000	6,000	8,000	8,000	8,000
101-XXX-00000-775-0000	REPAIR & MAINTENANCE SUPPLIES	2,009	404	263	0	0	0	0	0
101-XXX-00000-801-0000	PROFESSIONAL & CONTRACTUAL	71,973	128,974	185,845	221,800	221,875	213,800	213,800	237,800
101-XXX-00000-803-0000	LOCAL TRAINING-MANAGERIAL	2,556	2,625	5,000	2,500	2,500	2,500	2,500	2,500
101-XXX-00000-804-0000	PHYSICALS/DRUG SCREENING	827	2,130	1,848	1,680	1,000	1,680	1,680	1,680
101-XXX-00000-850-0000	COMMUNICATIONS	11,868	11,706	10,851	11,200	11,395	11,600	11,600	11,600
101-XXX-00000-860-0000	TRANSPORTATION	29,738	9,705	21,668	23,500	18,615	25,550	25,550	25,550
101-XXX-00000-880-0000	COMMUNITY PROMOTION	4,349	318	169	5,000	5,000	5,000	5,000	5,000
101-XXX-00000-881-0000	KBIC	0	90,000	42,200	0	176,750	0	0	0
101-XXX-00000-882-0000	GRANT PASS THRU	4,275	143,287	240,138	0	10,880	0	0	0
101-XXX-00000-900-0000	PRINTING & PUBLISHING	17,580	25,203	20,265	27,150	16,400	26,400	26,400	25,900
101-XXX-00000-910-0000	PROPERTY INSURANCE	0	0	0	585	490	570	570	570
101-XXX-00000-920-0000	UTILITIES	1,239	389	0	0	0	0	0	0
101-XXX-00000-930-0000	REPAIR & MAINTENANCE	1,325	1,993	913	1,300	900	1,500	1,500	1,500
101-XXX-00000-940-0000	RENTAL	37,543	43,285	41,292	42,350	42,445	42,850	42,850	42,850
101-XXX-00000-957-0000	SPECIAL EVENTS	22,099	35,600	64,643	134,000	56,500	136,500	136,500	132,000
101-XXX-00000-958-0000	UNCOLLECTIBLE ACCOUNTS	0	1,709	29,508	0	0	0	0	0
101-XXX-00000-959-0000	CONTRIBUTIONS	8,000	8,000	0	0	0	0	0	0
101-XXX-00000-960-0000	MEMBERSHIP FEES	7,518	8,103	8,069	9,000	8,495	8,700	8,700	8,700
101-XXX-00000-961-0000	EMPLOYEE BENEFITS	1,072	0	1,802	4,685	4,685	5,425	5,425	5,425
101-XXX-00000-963-0000	WELLNESS PROGRAM	0	0	0	250	0	0	0	0
101-XXX-00000-977-0000	CAPITAL OUTLAY - EQUIPMENT	0	0	5,995	0	0	21,000	21,000	21,000
	TOTAL	**1,660,551**	**1,740,704**	**1,820,902**	**1,789,525**	**1,886,830**	**1,935,830**	**1,929,280**	**1,923,100**
	SALARIES	904,585	770,268	771,841	831,615	842,550	883,870	883,870	860,830
	FRINGES	471,448	410,966	327,527	425,010	421,865	494,610	494,610	493,095
	OTHER CHARGES & SERVICES	284,518	559,470	715,539	532,900	622,415	536,350	529,800	548,175
	CAPITAL OUTLAY	0	0	5,995	0	0	21,000	21,000	21,000
	OTHER EXPENDITURES	0	0	0	0	0	0	0	0
	OPERATING TRANSFERS OUT	0	0	0	0	0	0	0	0
	TOTAL	**1,660,551**	**1,740,704**	**1,820,902**	**1,789,525**	**1,886,830**	**1,935,830**	**1,929,280**	**1,923,100**

Includes: 101 Legislative, 172 Executive, 202 Finance, 215 City Clerk, 253 Treasurer, 262 Elections, 266 City Attorney, 270 Human Resources, 290 Promotional, 800 Cultural Events.

DEPARTMENTAL FACT SHEET
2008-2009 FISCAL YEAR

Existing ___X___ New _____

DEPARTMENT & ACTIVITY Legislative **Account No.** 101-101

I. FUNCTION:

The Commission constitutes the legislative and governing body of the City and has the power and authority to adopt laws, ordinances and resolutions and to exercise all powers conferred upon or possessed by the City.

II. REVENUE APPLICABLE TO THIS ACCOUNT:

Wedding Fees	$300.00
Total	$300.00

III. AUTHORIZED POSITIONS:

6	Commissioners	$90/meeting or work session ($4,850 Max/Yr.)
1	Mayor	$90/meeting or work session ($4,850 Max/Yr.) Additional $2,000 per year (Paid Quarterly)

IV. PROGRAM STATISTICS;

	01-02	02-03	03-04	04-05	05-06	06-07
Regular Commission Meetings	24	24	24	24	24	24
Special Commission Meetings	8	10	10	4	15	11
Work Sessions	5	5	8	11	15	20

CITY OF MARQUETTE
EXPENDITURES
2008-2009 FISCAL YEAR

COMPONENT OF
CENTRAL ADMINISTRATION

ACCOUNT NUMBER	101 LEGISLATIVE EXPENDITURES	2004-2005 ACTUAL	2005-2006 ACTUAL	2006-2007 ACTUAL	2007-08 BUDGET	2007-08 YEAR END ESTIMATED	2008-09 DEPT HEAD REQUEST	2008-09 MANAGER RECOMM.	2008-09 COMMISSION APPROVED
101-101-00000-702-0000	SALARIES & WAGES	18,220	18,825	19,375	19,100	35,950	35,950	35,950	35,950
101-101-00000-716-0000	SOCIAL SECURITY	1,390	1,441	1,483	1,460	2,750	2,750	2,750	2,750
101-101-00000-721-0000	WORKERS COMP	72	40	32	40	80	65	65	65
101-101-00000-727-0000	OFFICE SUPPLIES	3,513	2,255	2,226	2,600	100	2,600	2,600	2,600
101-101-00000-801-0000	PROFESSIONAL & CONTRACTUAL	3,530	908	0	5,000	2,450	5,000	5,000	5,000
101-101-06500-801-0000	MML CONVENTION	0	0	30,220	0	0	0	0	0
101-101-00000-850-0000	COMMUNICATIONS	881	(15)	0	0	0	0	0	0
101-101-00000-860-0000	TRANSPORTATION	11,319	2,761	5,786	4,000	4,000	5,000	5,000	5,000
101-101-00000-880-0000	COMMUNITY PROMOTION	5,214	0	169	5,000	5,000	5,000	5,000	5,000
101-101-00000-881-0000	KBIC	0	90,000	42,200	0	176,750	0	0	0
101-101-00000-882-0000	GRANT PASS THRU	4,275	143,092	238,203	0	10,880	0	0	0
101-101-00000-900-0000	PRINTING & PUBLISHING	4,467	98	0	5,000	0	5,000	5,000	5,000
101-101-00000-940-0000	RENTAL	546	558	214	300	820	900	900	900
101-101-00000-960-0000	MEMBERSHIP FEES	7,048	6,443	6,652	7,000	6,795	7,000	7,000	7,000
	TOTAL	**60,475**	**266,406**	**346,560**	**49,500**	**245,575**	**69,265**	**69,265**	**69,265**
	SALARIES	18,220	18,825	19,375	19,100	35,950	35,950	35,950	35,950
	FRINGES	1,462	1,481	1,515	1,500	2,830	2,815	2,815	2,815
	OTHER CHARGES & SERVICES	40,793	246,100	325,670	28,900	206,795	30,500	30,500	30,500
	CAPITAL OUTLAY	0	0	0	0	0	0	0	0
	OTHER EXPENDITURES	0	0	0	0	0	0	0	0
	OPERATING TRANSFERS OUT	0	0	0	0	0	0	0	0
	TOTAL	**60,475**	**266,406**	**346,560**	**49,500**	**245,575**	**69,265**	**69,265**	**69,265**

882-Grant Pass Thru is for Commons Ice Rink.
960-Membership Fee is for Michigan Municipal League.

DEPARTMENTAL FACT SHEET
2008-2009 FISCAL YEAR

Existing __X__ New _____

DEPARTMENT & ACTIVITY City Manager--Executive **Account No.** 101-172

I. FUNCTION:

To administer all departments of the City, enforce all laws and ordinances, protect the interests of the City and its citizens, recommend an annual budget, administer the budget, advise the Commission on matters of policy, and carry out the directives of the Commission.

II. REVENUE APPLICABLE TO THIS ACCOUNT:

	03/04	04/05	05/06	06/07
Grant Awards	$1,899,536	$2,150,139	$1,479,357	$1,233,778

III. AUTHORIZED POSITIONS:

1	City Manager	$101,194
1	Assistant City Manager	$ 75,967
1	Executive Assistant	$ 43,067
1	Clerical Aide	$ 12,300

IV. PROGRAM STATISTICS:

MEETINGS ATTENDED:	03/04	04/05	05/06	06/07
Regular Commission Meetings	24	24	24	24
Special Commission Meetings	10	4	15	11
Work Sessions	8	11	15	20
Downtown Development Authority	12	12	12	10
Michigan Municipal League	5	5	3	2
Michigan Local Government Mgmt Assoc.	3	0	0	0
ICMA			0	1
UP Labor-Management Annual Meeting			1	1
MEDC Workshops			0	1

CITY OF MARQUETTE
EXPENDITURES
2008-2009 FISCAL YEAR

COMPONENT OF
CENTRAL ADMINISTRATION

ACCOUNT NUMBER	172 EXECUTIVE EXPENDITURES	2004-2005 ACTUAL	2005-2006 ACTUAL	2006-2007 ACTUAL	2007-08 BUDGET	2007-08 YEAR END ESTIMATED	2008-09 DEPT HEAD REQUEST	2008-09 MANAGER RECOMM.	2008-09 COMMISSION APPROVED
101-172-00000-702-0000	SALARIES & WAGES	211,608	229,467	202,115	218,320	217,315	232,530	232,530	209,740
101-172-00000-703-0000	ACCRUED LEAVE RESERVE	2,698	0	3,000	0	0	0	0	0
101-172-00000-710-0000	PERFORMANCE PAY	31,000	0	0	0	0	0	0	0
101-172-00000-714-0000	FRINGE BENEFITS	5,346	4,332	8,130	12,500	14,510	15,250	15,250	15,250
101-172-00000-715-0000	LONGEVITY	575	788	305	555	555	585	585	510
101-172-00000-716-0000	SOCIAL SECURITY	15,028	17,640	15,988	17,700	17,735	19,000	19,000	17,250
101-172-00000-717-0000	HEALTH INSURANCE	70,359	65,815	24,863	46,205	42,185	50,590	50,590	53,420
101-172-00000-718-0000	LIFE INSURANCE	347	297	420	505	470	565	565	495
101-172-00000-719-0000	UNEMPLOYMENT INSURANCE	413	286	183	200	520	590	590	545
101-172-00000-720-0000	DISABILITY INSURANCE	1,265	982	1,316	1,400	1,380	1,415	1,415	0
101-172-00000-721-0000	WORKERS COMP INSURANCE	1,528	1,856	968	880	755	895	895	810
101-172-00000-722-0000	RETIREMENT-MERS	0	12,733	29,740	26,140	30,780	36,995	36,995	36,695
101-172-00000-724-0000	RETIREMENT-ICMA	24,555	16,424	12,120	13,600	13,125	13,785	13,785	10,810
101-172-00000-727-0000	OFFICE SUPPLIES	4,130	2,433	1,085	3,500	2,500	2,500	2,500	2,500
101-172-00000-801-0000	PROFESSIONAL & CONTRACTUAL	10	4,837	0	0	0	0	0	0
101-172-00000-850-0000	COMMUNICATIONS	1,930	2,012	1,690	2,000	1,995	2,300	2,300	2,300
101-172-00000-860-0000	TRANSPORTATION	12,391	4,185	6,823	10,000	7,000	8,000	8,000	8,000
101-172-00000-880-0000	COMMUNITY PROMOTION	(865)	318	0	0	0	0	0	0
101-172-00000-900-0000	PRINTING & PUBLISHING	720	0	0	100	100	100	100	100
101-172-00000-930-0000	REPAIR & MAINTENANCE	0	22	0	500	100	250	250	250
101-172-00000-940-0000	RENTAL	1,222	530	262	600	425	500	500	500
101-172-00000-960-0000	MEMBERSHIP FEES	210	1,440	783	1,500	1,200	1,200	1,200	1,200
	TOTAL	**384,470**	**366,397**	**309,791**	**356,205**	**352,650**	**387,050**	**387,050**	**360,375**
	SALARIES	214,306	229,467	205,115	218,320	217,315	232,530	232,530	209,740
	FRINGES	150,416	121,153	94,033	119,685	122,015	139,670	139,670	135,785
	OTHER CHARGES & SERVICES	19,748	15,777	10,643	18,200	13,320	14,850	14,850	14,850
	CAPITAL OUTLAY	0	0	0	0	0	0	0	0
	OTHER EXPENDITURES	0	0	0	0	0	0	0	0
	OPERATING TRANSFERS OUT	0	0	0	0	0	0	0	0
	TOTAL	**384,470**	**366,397**	**309,791**	**356,205**	**352,650**	**387,050**	**387,050**	**360,375**

714-Fringe Benefits reflect $7,750 Deferred Comp, $1,500 job related expenses, $6,000 auto allowance per Manager's contract.

DEPARTMENTAL FACT SHEET
2008-2009 FISCAL YEAR

Existing X New_____

DEPARTMENT & ACTIVITY Finance **Account No.** 101-202

I. FUNCTION:

Maintain the accounting system for the City including payroll, receivables, receipts, accounts payable, project accounting and fixed assets. To provide timely financial information to various City Departments and external agencies. To provide accounting services for the Peter White Library. To invest the City's idle cash and develop a cash management system. To account for the MERS and Fire/Police Pension Systems. To complete Federal and State reporting requirements for taxes and operations.

II. REVENUE APPLICABLE TO THIS ACCOUNT:

III. AUTHORIZED POSITIONS:

1	Finance Director	$83,806
1	Clerk-Accounts Payable	34,570
1	Staff Accountant	38,438

IV. PROGRAM STATISTICS Prior Three Fiscal Years:

	2005-06	2006-07	2007-08
Total Budget	**$45,212,602**	**$67,202,986**	**$70,767,160**

Maintain records for the following funds:

1 General Fund
7 Special Revenue Funds
7 Debt Service Funds
1 Capital Project Funds
5 Enterprise Funds
2 Internal Service Funds
4 Trust & Agency Funds
1 Pension Trust Fund
Total 28 Funds

Maintain General Fixed Assets Account Group and General Long Term Debt Group.

CITY OF MARQUETTE
EXPENDITURES
2008-2009 FISCAL YEAR

COMPONENT OF
CENTRAL ADMINISTRATION

ACCOUNT NUMBER	202 FINANCE & ACCOUNTING EXPENDITURES	2004-2005 ACTUAL	2005-2006 ACTUAL	2006-2007 ACTUAL	2007-08 BUDGET	2007-08 YEAR END ESTIMATED	2008-09 DEPT HEAD REQUEST	2008-09 MANAGER RECOMM.	2008-09 COMMISSION APPROVED
101-202-00000-702-0000	SALARIES & WAGES	133,883	141,000	132,091	155,660	149,775	161,860	161,860	161,860
101-202-00000-703-0000	ACCRUED LEAVE RESERVE	4,057	0	6,000	0	0	0	0	0
101-202-00000-715-0000	LONGEVITY	620	900	615	615	615	615	615	615
101-202-00000-716-0000	SOCIAL SECURITY	10,279	10,676	10,044	11,955	11,460	12,430	12,430	12,430
101-202-00000-717-0000	HEALTH INSURANCE	40,975	50,281	32,657	56,110	41,635	52,450	52,450	51,370
101-202-00000-718-0000	LIFE INSURANCE	348	324	288	435	405	435	435	435
101-202-00000-719-0000	UNEMPLOYMENT INSURANCE	295	167	167	150	440	440	440	440
101-202-00000-720-0000	DISABILITY INSURANCE	475	846	907	1,070	1,060	1,115	1,115	520
101-202-00000-721-0000	WORKERS COMP INSURANCE	664	808	425	595	615	585	585	585
101-202-00000-722-0000	RETIREMENT-MERS	6,900	7,197	5,852	11,065	9,835	11,760	11,760	11,760
101-202-00000-724-0000	RETIREMENT-ICMA	9,747	10,239	10,152	10,910	10,700	11,455	11,455	11,455
101-202-00000-727-0000	OFFICE SUPPLIES	5,861	8,154	8,066	6,500	6,500	6,500	6,500	6,500
101-202-00000-801-0000	PROFESSIONAL & CONTRACTUAL	11,237	20,044	27,317	30,000	30,000	25,000	25,000	25,000
101-202-00000-850-0000	COMMUNICATIONS	1,717	1,983	1,880	1,750	1,750	1,750	1,750	1,750
101-202-00000-860-0000	TRANSPORTATION	0	0	1,588	500	2,000	3,000	3,000	3,000
101-202-00000-900-0000	PRINTING & PUBLISHING	180	299	0	0	0	0	0	0
101-202-00000-930-0000	REPAIR & MAINTENANCE	1,233	1,563	515	600	600	1,000	1,000	1,000
101-202-00000-940-0000	RENTAL	3,181	8,683	6,767	6,950	6,950	6,950	6,950	6,950
101-202-00000-977-0000	CAPITAL OUTLAY - EQUIPMENT		0	5,995	0	0	0	0	0
	TOTAL	**231,652**	**263,164**	**251,326**	**294,865**	**274,340**	**297,345**	**297,345**	**295,670**
	SALARIES	137,940	141,000	138,091	155,660	149,775	161,860	161,860	161,860
	FRINGES	70,303	81,438	61,107	92,905	76,765	91,285	91,285	89,610
	OTHER CHARGES & SERVICES	23,409	40,726	46,133	46,300	47,800	44,200	44,200	44,200
	CAPITAL OUTLAY	0	0	5,995	0	0	0	0	0
	OTHER EXPENDITURES	0	0	0	0	0	0	0	0
	OPERATING TRANSFERS OUT	0	0	0	0	0	0	0	0
	TOTAL	**231,652**	**263,164**	**251,326**	**294,865**	**274,340**	**297,345**	**297,345**	**295,670**

801-Contractual includes Audit and Banking fees and cost of actuarial study for GASB 45.
930-Maintenance: Mail Machine @ $500, Copier @ $100.
940-Rental: copier @ $1,700, Folder @ $4,556, Mail Meter @ $694.

DEPARTMENTAL FACT SHEET
2008-2009 FISCAL YEAR

Existing __X__ New_____

DEPARTMENT & ACTIVITY City Clerk **Account No.** 101-215

I. FUNCTION:

Keeps official documents and records. Is custodian of the city seal, and attests the Mayors signature on official documents. Prepares agendas and minutes for City Commission meetings. Administers oaths of office to elected and appointed officials. Provides staff for election functions. The City Clerk is chairman of the Elections Board. Sells business, dog, and cat licenses, and off leash area permits. Maintains records and files notices for the open meetings act. Responds to Freedom of Information requests. Coordinates staff review of liquor licenses. Is cable television administrator. Serves as community relations coordinator. The position of Clerk is established in the City Charter. State laws, particularly election laws, also provide for the City Clerk.

II. REVENUE APPLICABLE TO THIS ACCOUNT:

	2002	2003	2004	2005	2006	2007
A. Dog license sales (for the County Treasurer)	$ 2,457	$ 2,277	$1,569*	$2,652	$2,724	$2,508
B. Cat license sales	$ 165	$ 327	$ 684	$ 762	$ 422	$ 390
C. Business license sales	$ 5,410	$ 4,585	$4,574	$4,152	$4,782	$5,421
D. Off leash area permits	$ 1,610	0	$2,220	$2,395	$2,255	$2,488
Total	$ 9,642	$ 7,189	$9,047	$9,961	$9,693	$10,807

*As of 2004 the County Treasurer only returns 50% of dog license receipts.

III. AUTHORIZED POSITIONS:

1	City Clerk	$56,496
1	Deputy City Clerk	$34,570
0.25	Administrative Assistant (25%)	$ 8,278

IV. PROGRAM STATISTICS:

	2001	2002	2003	2004	2005	2006	2007
Commission meetings attended and minutes written:	42	32	41	33	35	40	44
Dog licenses sold:	450	614	543	627	562	511	474
Cat licenses sold:	71	91	109	91	90	74	65
Business licenses sold:	46	40	37	39	33	34	47
Open meetings act notices mailed or faxed	56	54	31	22	37	47	58
Deeds, easements, etc. recorded	15	12	19	16	18	13	11
Contracts filed and indexed	72	71	71	75	78	40	83
Ordinances adopted and distributed	3	9	9	11	7	10	8
Legal ads published	62	59	12	49	29	30	28
Off leash area permits	56	81	161	220	164	214	210
Freedom of Information Act	0	0	20	13	30	42	21
Voter Lists	0	0	0	0	0	5	3
Filing Fees/Candidate	0	0	0	0	0	2	0

CITY OF MARQUETTE
EXPENDITURES
2008-2009 FISCAL YEAR

COMPONENT OF
CENTRAL ADMINISTRATION

ACCOUNT NUMBER	215 CITY CLERK EXPENDITURES	2004-2005 ACTUAL	2005-2006 ACTUAL	2006-2007 ACTUAL	2007-08 BUDGET	2007-08 YEAR END ESTIMATED	2008-09 DEPT HEAD REQUEST	2008-09 MANAGER RECOMM.	2008-09 COMMISSION APPROVED
101-215-00000-702-0000	SALARIES & WAGES	92,579	66,900	95,264	102,335	97,820	99,855	99,855	99,855
101-215-00000-703-0000	ACCRUED LEAVE RESERVE	(9,181)	(40,740)	7,000	0	0	0	0	0
101-215-00000-715-0000	LONGEVITY	795	899	433	440	440	470	470	470
101-215-00000-716-0000	SOCIAL SECURITY	7,033	8,762	7,256	7,865	7,485	7,675	7,675	7,675
101-215-00000-717-0000	HEALTH INSURANCE	23,829	18,749	23,970	27,320	27,355	29,805	29,805	26,810
101-215-00000-718-0000	LIFE INSURANCE	257	159	112	225	220	230	230	230
101-215-00000-719-0000	UNEMPLOYMENT INSURANCE	171	107	114	115	330	330	330	330
101-215-00000-720-0000	DISABILITY INSURANCE	398	108	236	400	350	400	400	0
101-215-00000-721-0000	WORKERS COMP INSURANCE	632	768	468	390	305	365	365	365
101-215-00000-722-0000	RETIREMENT-MERS	4,124	4,674	5,158	7,075	7,270	6,700	6,700	6,700
101-215-00000-724-0000	RETIREMENT-ICMA	7,826	6,576	2,620	5,085	4,815	5,085	5,085	5,085
101-215-00000-727-0000	OFFICE SUPPLIES	1,993	2,436	2,198	2,200	2,400	2,500	2,500	2,500
101-215-00000-801-0000	PROFESSIONAL & CONTRACTUAL	250	0	20	25,000	25,000	1,000	1,000	1,000
101-215-00000-850-0000	COMMUNICATIONS	955	1,076	1,014	1,000	1,100	1,100	1,100	1,100
101-215-00000-860-0000	TRANSPORTATION	924	412	3,014	2,000	2,000	2,000	2,000	2,000
101-215-00000-900-0000	PRINTING & PUBLISHING	2,025	6,755	8,568	6,750	5,000	5,000	5,000	5,000
101-215-00000-940-0000	RENTAL	1,419	747	1,203	2,250	2,000	2,250	2,250	2,250
101-215-00000-977-0000	CAPITAL OUTLAY - EQUIPMENT	0	0	0	0	0	0	0	0
	TOTAL	136,029	78,388	158,648	190,450	183,890	164,765	164,765	161,370
	SALARIES	83,398	26,160	102,264	102,335	97,820	99,855	99,855	99,855
	FRINGES	45,065	40,802	40,367	48,915	48,570	51,060	51,060	47,665
	OTHER CHARGES & SERVICES	7,566	11,426	16,017	39,200	37,500	13,850	13,850	13,850
	CAPITAL OUTLAY	0	0	0	0	0	0	0	0
	OTHER EXPENDITURES	0	0	0	0	0	0	0	0
	OPERATING TRANSFERS OUT	0	0	0	0	0	0	0	0
	TOTAL	**136,029**	**78,388**	**158,648**	**190,450**	**183,890**	**164,765**	**164,765**	**161,370**

801-Recodification project services, training and supplies, training from Munimetrix on clerk's index.
860-Transportation: Training for City Clerk.
900-Publishing of City related notices.

DEPARTMENTAL FACT SHEET
2008 - 2009 FISCAL YEAR

Existing ___X___ New _____

DEPARTMENT & ACTIVITY Treasurer **Account No.** 101-253

I. FUNCTION:

The Treasurer collects all revenues, prepares reports and interface data for Finance, & deposits funds accordingly. This office is responsible for billing, collecting & reporting taxes for City, Library, DDA, Public Schools, MAISD, & County. The Treasurer also bills, collects & reports CFT/IFT Taxes, Special Assessments & Delinquent Personal Property taxes. Changes in tax rolls are administered in accordance with rulings of the State Tax Commission, State Tax Tribunal, City Board of Review and Assessor Affidavits.

II. REVENUE APPLICABLE TO THIS ACCOUNT: (6/30/07)

Current Year Tax Penalties & MAISD Coll. Fee		$ 16,921
Delinquent Tax Penalties		27,926
Interest Fees on Special Assessments		12,949
Landfill Authorization		2,665
	Total	$ 60,461

III. AUTHORIZED POSITIONS:

1	City Treasurer	$ 65,517
1	Deputy Treasurer	34,570
1	Clerk	31,658

IV. PROGRAM STATISTICS:

	04-05	05-06	06-07
Taxes - city millage rate	13.71	14.71	15.2725
Number of parcels	7,060	7,110	7,140
% of tax roll collected (real $)	96%	97%	97%
% of tax roll collected (personal $)	97%	98%	98%
Spec. Assess. Rolls confirmed	- 0 -	- 0 -	- 0 -
Delinquent Personal Prop Roll	$ 35,332	$ 53,180	$ 15,602

CITY OF MARQUETTE
EXPENDITURES
2008-2009 FISCAL YEAR

COMPONENT OF
CENTRAL ADMINISTRATION

ACCOUNT NUMBER	253 TREASURER EXPENDITURES	2004-2005 ACTUAL	2005-2006 ACTUAL	2006-2007 ACTUAL	2007-08 BUDGET	2007-08 YEAR END ESTIMATED	2008-09 DEPT HEAD REQUEST	2008-09 MANAGER RECOMM.	2008-09 COMMISSION APPROVED
101-253-00000-702-0000	SALARIES & WAGES	106,405	118,667	124,187	135,175	132,255	133,940	133,940	133,940
101-253-00000-703-0000	ACCRUED LEAVE RESERVE	1,358	0	0	0	0	0	0	0
101-253-00000-715-0000	LONGEVITY	700	700	700	700	700	700	700	700
101-253-00000-716-0000	SOCIAL SECURITY	8,261	9,127	9,505	10,395	10,120	10,300	10,300	10,300
101-253-00000-717-0000	HEALTH INSURANCE	22,667	24,268	25,381	27,040	28,270	29,360	29,360	28,875
101-253-00000-718-0000	LIFE INSURANCE	197	248	255	300	265	295	295	295
101-253-00000-719-0000	UNEMPLOYMENT INSURANCE	349	195	154	150	490	440	440	440
101-253-00000-720-0000	DISABILITY INSURANCE	364	431	506	570	555	560	560	95
101-253-00000-721-0000	WORKERS COMP INSURANCE	632	768	456	515	425	485	485	485
101-253-00000-722-0000	RETIREMENT-MERS	13,503	15,484	14,714	18,400	23,220	29,010	29,010	29,010
101-253-00000-727-0000	OFFICE SUPPLIES	3,132	2,617	2,268	2,900	2,400	2,200	2,200	2,200
101-253-00000-728-0000	POSTAGE	5,328	5,252	5,579	6,000	6,300	6,675	6,675	6,675
101-253-00000-801-0000	PROFESSIONAL & CONTRACTUAL	7,136	5,407	2,370	800	600	800	800	800
101-253-00000-850-0000	COMMUNICATIONS	1,714	2,149	2,082	2,100	2,100	2,100	2,100	2,100
101-253-00000-860-0000	TRANSPORTATION	1,557	1,726	2,461	5,000	2,000	4,800	4,800	4,800
101-253-00000-900-0000	PRINTING & PUBLISHING	1,663	0	2,397	1,800	1,800	1,800	1,800	1,800
101-253-00000-910-0000	PROPERTY INSURANCE	0	0	0	250	190	250	250	250
101-253-00000-930-0000	REPAIR & MAINTENANCE	92	408	398	200	200	250	250	250
101-253-00000-940-0000	RENTAL	417	186	246	500	750	750	750	750
101-253-00000-958-0000	UNCOLLECTIBLE ACCOUNTS	0	1,709	29,508	0	0	0	0	0
101-253-00000-977-0000	CAPITAL OUTLAY-EQUIPMENT	0	0	0	0	0	6,550	0	0
	TOTAL	175,475	189,342	223,167	212,795	212,640	231,265	224,715	223,765
	SALARIES	107,763	118,667	124,187	135,175	132,255	133,940	133,940	133,940
	FRINGES	46,673	51,221	51,671	58,070	64,045	71,150	71,150	70,200
	OTHER CHARGES & SERVICES	21,039	19,454	47,309	19,550	16,340	26,175	19,625	19,625
	CAPITAL OUTLAY	0	0	0	0	0	0	0	0
	OTHER EXPENDITURES	0	0	0	0	0	0	0	0
	OPERATING TRANSFERS OUT	0	0	0	0	0	0	0	0
	TOTAL	175,475	189,342	223,167	212,795	212,640	231,265	224,715	223,765

801-Professional: filing fees for Small Claims Court, Manpower.
860-Transportation: Treasurers Institute, State & National Treasurer's Conferences, GEMS webex training, staff seminars.
900-Printing: tax bill forms.
930-Maintenance: Copier and coin machine maintenance agreements.
940-Rental: copier.
958-Write off of Office Bar advance (FY 07)
977-Coin Sorter

DEPARTMENTAL FACT SHEET
2008-2009 FISCAL YEAR

Existing __X___ New_____

DEPARTMENT & ACTIVITY __Elections___ **Account No.** 101-262

I. FUNCTION:

Provides for the election process as mandated by the City Charter and State Election Law. Includes all aspects of voter registration including local operation of the Michigan Qualified Voter File. Election administration includes publishing notices, obtaining supplies, taking nominating and other petitions, ballot preparation and printing, staffing of election precincts, training of election workers, tallying of votes, and canvass of votes. Provide staff for the City Elections Board which has the responsibility of overseeing elections.

II. REVENUE APPLICABLE TO THIS ACCOUNT:

None

III. AUTHORIZED POSITIONS:

6 to 12 per precinct	Election Inspector	$ 8.00/hour
[we hire from 36 to 90 or more depending on the size of the election]		
2	part time Absentee Ballot Clerks	$ 8.00/hour

IV. PROGRAM STATISTICS Prior Five Years

	2002	2003	2004	2005	2006	2007
Total active registered voters:	13,333	13,257	13,808	13,776	13,881	13,747
New registered voters	1,295	1,213	475	1,117	1,304	1,053
Registrations canceled	1,306	1,238	506	21	36	33
Election Board meetings	5	6	5	6	6	6
Voters with "Challenged" status	189	11	67	66	55	55
Voters with "Verify" status	98	10	199	121	461	178

ELECTION HELD:	Feb '00	Aug '00	Nov '00	Aug '01	Nov '01	Aug '02	Nov '02	Aug '03	Nov '03
# of Pct. Workers	35	41	60	29	36	42	71	33	42
AV Counting Board	3	-	15	-	-	-	7	-	-
Election Turnouts	1,532	2,279	8,066	520	1,214	3,266	5,989	899	1,540

Nov'04 Presidential Election		August '05	November '05	August '06	Nov '06	Aug '07	Nov '07
#of Pct.Workers:	80	45	44	44	51	0	51
AV Counting Bd:	21	0	0	0	0	0	0
Election Turnouts	8,899	4,566	3,595	2,462	6,581	0	1,018

The City has seven precincts and three polling places. They are:

Baraga Gym (at City Hall)	Precincts 1 and 2
Marquette Armory	Precincts 3, 4, and 5
YMCA Gym	Precincts 6 and 7

CITY OF MARQUETTE
EXPENDITURES
2008-2009 FISCAL YEAR

COMPONENT OF
CENTRAL ADMINISTRATION

ACCOUNT NUMBER	262 ELECTIONS EXPENDITURES	2004-2005 ACTUAL	2005-2006 ACTUAL	2006-2007 ACTUAL	2007-08 BUDGET	2007-08 YEAR END ESTIMATED	2008-09 DEPT HEAD REQUEST	2008-09 MANAGER RECOMM.	2008-09 COMMISSION APPROVED
101-262-00000-702-0000	SALARIES & WAGES	9,080	7,782	7,802	6,675	8,350	10,255	10,255	10,255
101-262-00000-716-0000	SOCIAL SECURITY	696	594	596	510	640	785	785	785
101-262-00000-719-0000	UNEMPLOYMENT INSURANCE	89	44	30	40	25	170	170	170
101-262-00000-721-0000	WORKERS COMP INSURANCE	0	0	16	25	25	35	35	35
101-262-00000-740-0000	OPERATING SUPPLIES	8,128	7,646	3,114	6,000	6,000	8,000	8,000	8,000
101-262-00000-801-0000	PROFESSIONAL & CONTRACTUAL	25,716	13,313	18,694	15,000	17,660	26,000	26,000	26,000
101-262-00000-900-0000	PRINTING & PUBLISHING	307	7,219	1,314	7,000	5,000	7,500	7,500	7,500
101-262-00000-940-0000	RENTAL	2,572	3,439	2,390	3,150	3,000	1,000	1,000	1,000
101-262-00000-977-0000	CAPITALOUTLAY - EQUIPMENT	0	0	0	0	0	21,000	21,000	21,000
	TOTAL	**46,588**	**40,037**	**33,956**	**38,400**	**40,700**	**74,745**	**74,745**	**74,745**
	SALARIES	9,080	7,782	7,802	6,675	8,350	10,255	10,255	10,255
	FRINGES	785	638	642	575	690	990	990	990
	OTHER CHARGES & SERVICES	36,723	31,617	25,512	31,150	31,660	42,500	42,500	42,500
	CAPITAL OUTLAY	0	0	0	0	0	21,000	21,000	21,000
	OTHER EXPENDITURES	0	0	0	0	0	0	0	0
	OPERATING TRANSFERS OUT	0	0	0	0	0	0	0	0
	TOTAL	46,588	40,037	33,956	38,400	40,700	74,745	74,745	74,745

702-FY 08 is an off year election therefore fewer workers will be utilized.
801-Contractual includes precinct election workers.
900-Publishing includes election notices.

DEPARTMENTAL FACT SHEET
2008-2009 FISCAL YEAR

Existing__X__ New_____

DEPARTMENT & ACTIVITY City Attorney **Account No.** 101-266

I. FUNCTION:

Legal Counsel to the Marquette City Commission.

II. REVENUE APPLICABLE TO THIS ACCOUNT:

III. AUTHORIZED POSITIONS:

		City Attorney	
		Full-Time Legal Sec.	
		Part-Time Legal Interns	
1	1	City Attorney:	
		Retainer	$8,000.00/month
		Zoning/Code Enforcement	$ 150.00/hour
		Labor	$ 150.00/hour
		Circuit/Federal/Tribunal	$ 150.00/hour

IV. PROGRAM STATISTICS Prior Three Fiscal Years:

Civil Infractions Authorized, Civil Suits Against City, Tax Tribunal Cases, Bankruptcy Proceedings, Labor Arbitrations, Real Estate Documentation, Agreements/Contracts/Policies Review & Preparation, Legal Opinions (written), Court of Appeals, Michigan Supreme Court, Federal District Court, Court Appearances, General Corporate (OMA, FOIA), Zoning Issues, Employment Issues, and as of August 2005, Contracted Service.

CITY OF MARQUETTE
EXPENDITURES
2008-2009 FISCAL YEAR

COMPONENT OF
CENTRAL ADMINISTRATION

ACCOUNT NUMBER	266 CITY ATTORNEY EXPENDITURES	2004-2005 ACTUAL	2005-2006 ACTUAL	2006-2007 ACTUAL	2007-08 BUDGET	2007-08 YEAR END ESTIMATED	2008-09 DEPT HEAD REQUEST	2008-09 MANAGER RECOMM.	2008-09 COMMISSION APPROVED
101-266-00000-702-0000	SALARIES & WAGES	88,963	0	0	0	0	0	0	0
101-266-00000-703-0000	ACCRUED LEAVE RESERVE	(23,025)	0	0	0	0	0	0	0
101-266-00000-714-0000	FRINGE BENEFITS	4,823	0	0	0	0	0	0	0
101-266-00000-715-0000	LONGEVITY	500	0	0	0	0	0	0	0
101-266-00000-716-0000	SOCIAL SECURITY	7,089	0	0	0	0	0	0	0
101-266-00000-717-0000	HEALTH INSURANCE	23,747	11,262	10,854	11,150	11,290	12,265	12,265	11,525
101-266-00000-718-0000	LIFE INSURANCE	865	312	0	0	0	0	0	0
101-266-00000-719-0000	UNEMPLOYMENT INSURANCE	170	0	0	0	0	0	0	0
101-266-00000-720-0000	DISABILITY INSURANCE	276	0	0	0	0	0	0	0
101-266-00000-721-0000	WORKERS COMP INSURANCE	188	232	0	0	0	0	0	0
101-266-00000-722-0000	RETIREMENT-MERS	2,791	0	0	0	0	0	0	0
101-266-00000-724-0000	RETIREMENT-ICMA	10,829	0	0	0	0	0	0	0
101-266-00000-727-0000	OFFICE SUPPLIES	1,924	0	0	0	0	0	0	0
101-266-00000-740-0000	OPERATING SUPPLIES	765	0	0	0	0	0	0	0
101-266-00000-801-0000	PROFESSIONAL & CONTRACTUAL	12,660	67,491	101,344	125,000	125,000	125,000	125,000	149,000
101-266-00000-850-0000	COMMUNICATIONS	646	663	664	600	600	600	600	600
101-266-00000-860-0000	TRANSPORTATION	373	0	480	0	865	750	750	750
101-266-00000-930-0000	REPAIR & MAINTENANCE	0	0	0	0	0	0	0	0
101-266-00000-940-0000	RENTAL	355	0	0	0	0	0	0	0
101-266-00000-956-0000	MISCELLANEOUS	0	0	0	0	0	0	0	0
	TOTAL	133,939	79,960	113,342	136,750	137,755	138,615	138,615	161,875
	SALARIES	65,938	0	0	0	0	0	0	0
	FRINGES	51,278	11,806	10,854	11,150	11,290	12,265	12,265	11,525
	OTHER CHARGES & SERVICES	16,723	68,154	102,488	125,600	126,465	126,350	126,350	150,350
	CAPITAL OUTLAY	0	0	0	0	0	0	0	0
	OTHER EXPENDITURES	0	0	0	0	0	0	0	0
	OPERATING TRANSFERS OUT	0	0	0	0	0	0	0	0
	TOTAL	133,939	79,960	113,342	136,750	137,755	138,615	138,615	161,875

801-Contractual reflects outsourcing of some legal services.

DEPARTMENTAL FACT SHEET
2008-2009 FISCAL YEAR

Existing X New_____

DEPARTMENT & ACTIVITY Human Resources **Account No.** 101-270

I. FUNCTION:

Development, implementation and maintenance of employee relations, employment, labor relations, wage and salary administration, policy administration and employee benefits programs and records. Process bi-weekly payroll for all city employees including Public Housing and Peter White Public Library employees. Administration of insurance programs including health, life, LTD, pension, deferred compensation, cafeteria plans, workers' compensation, and unemployment compensation.

II. REVENUE APPLICABLE TO THIS ACCOUNT:

A.	**Fees (102% of COBRA)**	**$ 400.00**
B.	**Fixed Charges**	**$84,607.00**
C.	**N. M. P. S. A. (Wage , FICA & other payroll taxes) Reimbursement**	**$10,170.00**
	Total:	**$ 95,177.00**

III. AUTHORIZED POSITIONS:

1	Human Resources Manager	$ 60,802.00
1	Payroll & Accounting Clerk	36,171.20
1	Human Resources Assistant I	34,569.60
1	N. M. P. S. A. Coordinator	9,000.00

IV. PROGRAM STATISTICS: (last 3 years)

	2004-05	2005-06	2006-07
New Hires-Full Time*	5	14	4
New Hires-Part Time/Season.	108	105	141
Retired/Terminated* (Full Time)	6	30	4
Average-FT Employees*	184	169	175
Average-PT Employees	105	91	84

*Does not include Library or Public Housing

CITY OF MARQUETTE
EXPENDITURES
2008-2009 FISCAL YEAR

COMPONENT OF
CENTRAL ADMINISTRATION

ACCOUNT NUMBER	270 HUMAN RESOURCES EXPENDITURES	2004-2005 ACTUAL	2005-2006 ACTUAL	2006-2007 ACTUAL	2007-08 BUDGET	2007-08 YEAR END ESTIMATED	2008-09 DEPT HEAD REQUEST	2008-09 MANAGER RECOMM.	2008-09 COMMISSION APPROVED
101-270-00000-702-0000	SALARIES & WAGES	131,723	129,512	119,557	137,280	140,250	144,080	144,080	144,080
101-270-00000-703-0000	ACCRUED LEAVE RESERVE	3,295	0	0	0	0	0	0	0
101-270-00000-715-0000	LONGEVITY	980	1,211	710	980	980	1,045	1,045	1,045
101-270-00000-716-0000	SOCIAL SECURITY	10,161	9,135	9,114	10,575	10,730	11,100	11,100	11,100
101-270-00000-717-0000	HEALTH INSURANCE	34,522	38,792	28,633	44,870	41,830	48,375	48,375	47,610
101-270-00000-718-0000	LIFE INSURANCE	258	252	238	300	315	295	295	295
101-270-00000-719-0000	UNEMPLOYMENT INSURANCE	336	250	188	200	530	585	585	585
101-270-00000-720-0000	DISABILITY INSURANCE	364	916	748	885	905	935	935	505
101-270-00000-721-0000	WORKERS COMP INSURANCE	664	808	472	525	465	525	525	525
101-270-00000-722-0000	RETIREMENT-MERS	15,383	16,053	12,731	19,165	24,860	48,555	48,555	48,555
101-270-00000-727-0000	OFFICE SUPPLIES	5,087	4,616	4,006	5,000	2,700	3,000	3,000	3,000
101-270-00000-728-0000	POSTAGE	537	661	737	700	500	750	750	750
101-270-00000-801-0000	PROFESSIONAL & CONTRACTUAL	3,340	7,184	300	15,000	15,000	25,000	25,000	25,000
101-270-00000-803-0000	LOCAL TRAINING-MANAGERIAL	2,556	2,625	5,000	2,500	2,500	2,500	2,500	2,500
101-270-00000-804-0000	PHYSICALS/DRUG SCREENING	827	2,130	1,848	1,680	1,000	1,680	1,680	1,680
101-270-00000-850-0000	COMMUNICATIONS	1,360	1,576	1,571	1,500	1,600	1,500	1,500	1,500
101-270-00000-860-0000	TRANSPORTATION	521	0	745	1,000	250	1,000	1,000	1,000
101-270-00000-900-0000	PRINTING & PUBLISHING	6,100	7,269	5,224	4,000	2,000	3,000	3,000	3,000
101-270-00000-940-0000	RENTAL	677	487	183	600	500	500	500	500
101-270-00000-960-0000	MEMBERSHIP FEES	260	220	634	500	500	500	500	500
101-270-00000-961-0000	EMPLOYEE ASSISTANCE PROGRAM	1,072	0	1,802	4,685	4,685	5,425	5,425	5,425
101-270-00000-963-0000	WELLNESS PROGRAM	0	0	0	250	0	0	0	0
	TOTAL	220,023	223,697	194,441	252,195	252,100	300,350	300,350	299,155
	SALARIES	135,018	129,512	119,557	137,280	140,250	144,080	144,080	144,080
	FRINGES	62,668	67,417	52,834	77,500	80,615	111,415	111,415	110,220
	OTHER CHARGES & SERVICES	22,337	26,768	22,050	37,415	31,235	44,855	44,855	44,855
	CAPITAL OUTLAY	0	0	0	0	0	0	0	0
	OTHER EXPENDITURES	0	0	0	0	0	0	0	0
	OPERATING TRANSFERS OUT	0	0	0	0	0	0	0	0
	TOTAL	220,023	223,697	194,441	252,195	252,100	300,350	300,350	299,155

801-Attorney fees for four contract negotiations, 3 arbitrations and production of employee policy manual.
803-Local Training: NMPSA membership.
804-Budgeted for 10 physicals/drug screens and background checks.
900- Printing & Publishing-budgeted for advertising to replace 10 retiring employees.

DEPARTMENTAL FACT SHEET
2008-2009 FISCAL YEAR

Existing__X___ New_____

DEPARTMENT & ACTIVITY Promotional **Acct No.** 101- 290

I. FUNCTION:

Fund the City's contributions to community efforts, such as City band, beautification, Lake Superior Community Partnership, etc.

II. REVENUE APPLICABLE TO THIS ACCOUNT:

None

III. AUTHORIZED POSITIONS:

None

IV. PROGRAM STATISTICS Prior Three Fiscal Years:

	2005-06	2006-07	2007-08
Promotional Expenditures:	$39,109	$109,000	$100,000

CITY OF MARQUETTE
EXPENDITURES
2008-2009 FISCAL YEAR

COMPONENT OF
CENTRAL ADMINISTRATION

ACCOUNT NUMBER	290 PROMOTIONAL EXPENDITURES	2004-2005 ACTUAL	2005-2006 ACTUAL	2006-2007 ACTUAL	2007-08 BUDGET	2007-08 YEAR END ESTIMATED	2008-09 DEPT HEAD REQUEST	2008-09 MANAGER RECOMM.	2008-09 COMMISSION APPROVED
101-290-00000-702-0000	SALARIES & WAGES	33,615	26,714	237	0	0	0	0	0
101-290-00000-716-0000	SOCIAL SECURITY	2,572	1,274	18	0	0	0	0	0
101-290-00000-740-0000	OPERATING SUPPLIES	535	43	2,317	0	0	0	0	0
101-290-00000-775-0000	REPAIR & MAINTENANCE SUPPLIES	2,009	404	263	0	0	0	0	0
101-290-00000-801-0000	PROFESSIONAL & CONTRACTUAL	0	0	0	0	0	0	0	0
101-290-00000-900-0000	PRINTING & PUBLISHING	0	0	0	0	0	0	0	0
101-290-00000-920-0000	POWER	1,239	389	0	0	0	0	0	0
101-290-00000-940-0000	RENTAL	310	285	0	0	0	0	0	0
101-290-00000-957-0000	SPECIAL EVENTS/CONTRIBUTIONS	10,000	10,000	25,000	100,000	25,500	102,500	102,500	100,000
	TOTAL	50,280	39,109	27,835	100,000	25,500	102,500	102,500	100,000
	SALARIES	33,615	26,714	237	0	0	0	0	0
	FRINGES	2,572	1,274	18	0	0	0	0	0
	OTHER CHARGES & SERVICES	14,093	11,121	27,580	100,000	25,500	102,500	102,500	100,000
	CAPITAL OUTLAY	0	0	0	0	0	0	0	0
	OTHER EXPENDITURES	0	0	0	0	0	0	0	0
	OPERATING TRANSFERS OUT	0	0	0	0	0	0	0	0
	TOTAL	50,280	39,109	27,835	100,000	25,500	102,500	102,500	100,000

957-Contributions:
City Band - $5,000
Beautification Committee - $7,500 requested; $5,000 approved
Lake Superior Community Partnership - $15,000
Skateboard Park - $75,000 until 06/30/09 (1 for 2 match)

DEPARTMENTAL FACT SHEET
2008-2009 FISCAL YEAR

Existing __X__ New_____

DEPARTMENT & ACTIVITY Arts and Culture **Account No.** 101-800

I. FUNCTION:

To act as a liaison to all arts organizations, the City and community. To promote the arts and help to strengthen and develop a positive environment for arts and cultural activity.

II. REVENUE APPLICABLE TO THIS ACCOUNT:

A. Rental fees from Art Center rooms	$ 6,000
B. Class Registrations	$ 13,000
C. Commission from Gallery Gift Shop Sales	$ 6,000
D. Gift Sales (Books, Cards, Art Supplies)	$ 4,000
E. Grants	$ 14,600
F. Youth Theatre Registration Fees	$ 10,000
G. Youth Theatre Ticket Sales	$ 15,000
H. Youth Theatre Donations	$ 3,000
I. Copies	$ 500
Total:	$ 72,100

III. AUTHORIZED POSITIONS:

1	Arts and Culture Coordinator	$ 39,478
5	Part time art center employees	$ 25,920

IV. PROGRAM STATISTICS Prior Fiscal Year:

Accomplishments FY 2006-2007

- Holiday Art Sale in November of 2006 doubled its sales this year bringing in over $20,000 in total (26 booth spaces) and tripled the Gift Shop sales selling over $1,200 in one day alone.
- The youth theatre program sold out 4 performances of their production of Disney's High School Musical performing for over 3,200 from around the Upper Peninsula (Sault Ste. Marie, Brimley, Houghton, Escanaba) and Green Bay area. They also performed for every MAPS elementary school, Bothwell Middle School and Father Marquette Elementary and Middle School. Over 5,000 viewed live performances.
- The Arts and Culture Department held a first ever Arts and Cultural Awareness Fair where over 30 arts organizations and artists were able to display their works and talents. This fair was created to build the awareness and support of the arts in our local community. Over 250 community members attended.
- The Arts and Culture Coordinator lobbied with legislators on behalf of state arts funding and NEA funding on a weekly and monthly basis.
- The Arts and Culture Coordinator was appointed to the ArtServe Michigan State Arts Board, Pine Mountain Music Festival Board of Directors Regional Board and a grant reviewer for the State of Michigan Department of Arts and Cultural Affairs.

- Hosted pARTners meeting of artists and arts organization to draw local arts groups together to work toward a common cause. The Arts Awareness Fair planning began at that meeting and participants (over 30) decided to meet bi-yearly.
- Record breaking attendances at Lake Superior Theatre summer theatre along the shores of Lake Superior running 6 weeks in the summer season next to Ellwood Matson Lower Harbor Park.

Ongoing Accomplishments and Activities:

Executive Offices of Lake Superior Theatre, Inc. and Marquette Symphony Orchestra
Support Services Include:

- ✓ Fundraising campaign administration, bookkeeping, mailing and management for LST
- ✓ Information Support (answering phones, mail collection, contracts, copying) for LST/MSO
- ✓ Board Meetings for LST
- ✓ Poster, program and brochure design and distribution for LST
- ✓ Budget setting, maintaining, bookkeeping, bill paying, tax reporting for LST
- ✓ Copying and mailing of materials for LST/MSO
- ✓ Website updating for LST/MSO
- ✓ Media support for LST/MSO
- ✓ Grant writing for LST
- ✓ Ad Sales and bookkeeping for LST
- ✓ Storage of MSO/LST items

Sister Cities Committee- Arts and Culture Coordinator is City Liaison
Support Services Include:

- ✓ Coordination and assistance with 10 day Japan Delegation to Marquette activities
- ✓ Fundraising
- ✓ Publicity and Advertising
- ✓ Storage of Sister Cities Items
- ✓ Copying, brochure development, poster development
- ✓ Delivery of publicity materials

First Thursday of the Month Concert Series

Monthly Art Exhibitions in Lower Level Gallery (Gallery Voted Mining Journal Reader's Choice 2007 Favorite Gallery)

Art Expression Program- School Visits- Art Project, Theatre Project and Gallery Tours

Quarterly- Arts Calendar and art information disbursement to the local and state media on behalf of arts organizations in Marquette who submit materials or where we can find information listed on their websites.

Downtown Marquette Gallery Guide- updated monthly and dispersed throughout Marquette County

Youth Theatre-
Blueberry Festival Talent Show 2006 (July)
Into The Woods Jr. Production 2006 (July-August)
Holiday Choir and Performance (November-December)
Disney's High School Musical Performances (January-March)
Acting and Theatre, Voice and Piano Workshops (Ongoing)
National Anthem (as needed) for NMU hockey and basketball games and swim meets

May- Annual Arts Awards

May- Spring Arts Awareness Fair

October- Downtown Annual Art Stroll

November- Annual Holiday Art Sale

December- Developed Saturday 10% of sales in gift shop tripling sales from past years from approx. $2,000 average a month to approx. $6,000 in 2006.

February- Supported LSAA Glacier Glide Outdoor Art Show at Presque Isle

Other:

- Maritime Month- Maritime Museum
- Marquette Convention and Visitors Bureau Crossing Over Weekend
- Michigan Municipal League- City Reception
- Harry Potter Festival Committee
- Downtown Blueberry Festival Art Competition
- Hosted ArtServe Michigan U.P. Reception
- Attended Michigan Non-Profit Association Upper Peninsula Conference
- Attended Basics of Budgeting Workshop
- Attended State of Michigan Driving Tourism Arts Conference
- Hosted NMU Mudslingers Sale
- Hosted Michigan Council For Arts and Cultural Affairs Grants Workshop
- Job shadowed youth for Bring Your Daughter To Work Day and Public Schools
- Presented for the Marquette Community Partnership Leadership Academy
- Acted as Fiscal Agent for The Doors! Doors! Doors! Project

Arts and Culture Coordinator Affiliations:

- Lake Superior Theatre, Inc. Board of Directors- Theatre Manager
- Sister Cities Committee- City Liaison
- ArtServe Michigan Board of Directors (State Arts Board)
- Pine Mountain Music Festival Board of Directors (Regional Arts Board)
- Marquette Cultural Institutions Committee
- Very Special Arts Marquette Committee
- Kaufman Auditorium Steering Committee

Grants/Donations Received:

- ✓ Michigan Council For Arts and Cultural Affairs- Local Arts Agencies Grant
- ✓ CUPPAD Mini-Grant
- ✓ Donation from Kiwanis

Services to Local Arts Organizations:

- ✓ Quarterly Arts Calendar distributed locally, regionally and state-wide
- ✓ Grant Advisement and Opportunities Listings
- ✓ Local Media and Legislative Contact and Distribution Listings
- ✓ Ticket Outlet in Gift Shop
- ✓ Free Meeting Space Once A Month For Non-Profit Arts Organizations
- ✓ Copying Services (fee)
- ✓ Arts Awareness Fair
- ✓ Information Hub for Local Arts Events
- ✓ Organizations start up advisement
- ✓ Workshop Teaching Opportunities
- ✓ Workshop Rental Space
- ✓ Downtown Gallery Guide
- ✓ Poster/Brochure Distribution
- ✓ Gallery Gift Shop
- ✓ Website Listings
- ✓ Annual Art Awards

CITY OF MARQUETTE
EXPENDITURES
2008-2009 FISCAL YEAR

COMPONENT OF
CENTRAL ADMINISTRATION

ACCOUNT NUMBER	800 CULTURAL EVENTS EXPENDITURES	2004-2005 ACTUAL	2005-2006 ACTUAL	2006-2007 ACTUAL	2007-08 BUDGET	2007-08 YEAR END ESTIMATED	2008-09 DEPT HEAD REQUEST	2008-09 MANAGER RECOMM.	2008-09 COMMISSION APPROVED
101-800-00000-702-0000	SALARIES & WAGES	96,674	72,141	55,213	57,070	60,835	65,400	65,400	65,150
101-800-00000-703-0000	ACCRUED LEAVE RESERVE	2,633	0	0	0	0	0	0	0
101-800-00000-715-0000	LONGEVITY	305	394	0	310	310	310	310	310
101-800-00000-716-0000	SOCIAL SECURITY	7,463	6,305	4,224	4,390	4,655	5,025	5,025	5,010
101-800-00000-717-0000	HEALTH INSURANCE	20,801	18,627	5,881	6,705	6,485	7,215	7,215	17,555
101-800-00000-718-0000	LIFE INSURANCE	203	127	83	95	90	95	95	95
101-800-00000-719-0000	UNEMPLOYMENT INSURANCE	397	231	122	135	355	400	400	400
101-800-00000-720-0000	DISABILITY INSURANCE	312	85	0	0	0	0	0	0
101-800-00000-721-0000	WORKERS COMP INSURANCE	596	728	356	220	185	235	235	235
101-800-00000-722-0000	RETIREMENT-MERS	4,008	3,679	3,820	2,855	2,965	680	680	680
101-800-00000-724-0000	RETIREMENT-ICMA	6,141	3,560	0	0	0	0	0	0
101-800-00000-727-0000	OFFICE SUPPLIES	18,026	8,363	6,328	6,000	6,000	6,000	6,000	5,625
101-800-00000-728-0000	POSTAGE	0	0	0	2,500	2,085	2,000	2,000	2,000
101-800-00000-730-0000	COST OF SALES	1,588	1,563	3,141	4,000	7,000	5,000	5,000	4,750
101-800-00000-801-0000	PROFESSIONAL & CONTRACTUAL	8,094	9,790	5,580	6,000	6,165	6,000	6,000	6,000
101-800-00000-850-0000	COMMUNICATIONS	2,665	2,262	1,950	2,250	2,250	2,250	2,250	2,250
101-800-00000-860-0000	TRANSPORTATION	2,653	621	771	1,000	500	1,000	1,000	1,000
101-800-00000-882-0000	GRANT PASS THRU	0	195	1,935	0	0	0	0	0
101-800-00000-900-0000	PRINTING & PUBLISHING	2,118	3,563	2,762	2,500	2,500	4,000	4,000	3,500
101-800-00000-910-0000	PROPERTY INSURANCE	0	0	0	335	300	320	320	320
101-800-00000-940-0000	RENTAL	26,844	28,370	30,027	28,000	28,000	30,000	30,000	30,000
101-800-00000-957-0000	SPECIAL EVENTS	12,099	25,568	5,067	10,000	9,000	10,000	10,000	8,000
101-800-73025-957-0000	YOUTH THEATRE	0	32	34,576	24,000	22,000	24,000	24,000	24,000
101-800-00000-959-0000	CONTRIBUTIONS	8,000	8,000	0	0	0	0	0	0
	TOTAL	**221,620**	**194,204**	**161,836**	**158,365**	**161,680**	**169,930**	**169,930**	**176,880**
	SALARIES	99,307	72,141	55,213	57,070	60,835	65,400	65,400	65,150
	FRINGES	40,226	33,736	14,486	14,710	15,045	13,960	13,960	24,285
	OTHER CHARGES & SERVICES	82,087	88,327	92,137	86,585	85,800	90,570	90,570	87,445
	CAPITAL OUTLAY	0	0	0	0	0	0	0	0
	OTHER EXPENDITURES	0	0	0	0	0	0	0	0
	OPERATING TRANSFERS OUT	0	0	0	0	0	0	0	0
	TOTAL	**221,620**	**194,204**	**161,836**	**158,365**	**161,680**	**169,930**	**169,930**	**176,880**

801-Instructor's pay.

957-Special Events include:
- Art Stroll: $1,000
- Holiday Art Sale: $1,000
- Art Awards: $1,000
- Exhibits: $1,500
- Arts Awareness Fair: $2,000
- Arts Awareness Booklets: $500
- Other: $3,000

959-Contributions include: $2,500 Marquette Symphony Orchestra; $5,000 City Band; $500 Male Chorus (moved to 101-290).

This page intentionally left blank.

CITY OF MARQUETTE
EXPENDITURES
2008-2009 FISCAL YEAR

SUMMARY

ACCOUNT NUMBER	COMMUNITY DEVELOPMENT EXPENDITURES	2004-2005 ACTUAL	2005-2006 ACTUAL	2006-2007 ACTUAL	2007-2008 BUDGET	2007-08 YEAR END ESTIMATED	2008-09 DEPT HEAD REQUEST	2008-09 MANAGER RECOMM.	2008-09 COMMISSION APPROVED
101-XXX-00000-702-0000	SALARIES & WAGES	197,174	237,883	227,487	257,285	256,165	271,025	271,025	269,690
101-XXX-00000-703-0000	ACCRUED LEAVE RESERVE	6,411	0	26,000	0	0	0	0	0
101-XXX-00000-715-0000	LONGEVITY	1,080	1,252	1,208	975	820	665	665	665
101-XXX-00000-716-0000	SOCIAL SECURITY	15,322	19,722	17,217	19,755	19,600	20,785	20,785	20,685
101-XXX-00000-717-0000	HEALTH INSURANCE	57,248	50,633	54,802	78,485	57,865	88,615	88,615	87,640
101-XXX-00000-718-0000	LIFE INSURANCE	435	470	473	640	525	640	640	640
101-XXX-00000-719-0000	UNEMPLOYMENT INSURANCE	416	415	305	290	880	840	840	840
101-XXX-00000-720-0000	DISABILITY INSURANCE	398	1,241	1,202	1,335	1,180	1,430	1,430	565
101-XXX-00000-721-0000	WORKERS COMP	1,128	1,376	2,100	2,640	2,190	2,490	2,490	2,480
101-XXX-00000-722-0000	RETIREMENT-MERS	15,443	22,543	28,783	56,510	49,415	79,040	79,040	78,835
101-XXX-00000-724-0000	RETIREMENT-ICMA	7,775	8,194	1,800	0	0	0	0	0
101-XXX-00000-727-0000	OFFICE SUPPLIES	11,624	10,776	10,408	11,250	10,700	11,000	11,000	10,000
101-XXX-00000-801-0000	PROFESSIONAL & CONTRACTUAL	112,992	17,107	17,602	38,500	30,000	76,800	76,800	76,800
101-XXX-00000-850-0000	COMMUNICATIONS	3,010	3,867	3,716	3,800	4,500	4,700	4,700	4,700
101-XXX-00000-860-0000	TRANSPORTATION	2,180	750	416	5,000	4,800	5,000	5,000	5,000
101-XXX-00000-865-0000	CONFERENCES/SEMINARS	1,294	629	1,473	1,500	1,500	2,000	2,000	2,000
101-XXX-00000-900-0000	PRINTING & PUBLISHING	3,564	4,803	1,938	3,000	2,800	2,800	2,800	2,800
101-XXX-00000-940-0000	RENTAL	2,065	2,206	1,994	2,600	3,400	3,600	3,600	3,600
101-XXX-00000-945-0000	VEHICLE RENTAL	4,187	5,138	6,702	5,500	6,600	7,200	7,200	7,200
101-XXX-00000-959-0000	CONTRIBUTIONS	19,143	19,143	0	0	0	0	0	0
	TOTAL	**462,889**	**408,148**	**405,626**	**489,065**	**452,940**	**578,630**	**578,630**	**574,140**
	SALARIES	203,585	237,883	253,487	257,285	256,165	271,025	271,025	269,690
	FRINGES	99,245	105,846	107,890	160,630	132,475	194,505	194,505	192,350
	OTHER CHARGES & SERVICES	160,059	64,419	44,249	71,150	64,300	113,100	113,100	112,100
	CAPITAL OUTLAY	0	0	0	0	0	0	0	0
	OTHER EXPENDITURES	0	0	0	0	0	0	0	0
	OPERATING TRANSFERS OUT	0	0	0	0	0	0	0	0
	TOTAL	**462,889**	**408,148**	**405,626**	**489,065**	**452,940**	**578,630**	**578,630**	**574,140**

Includes 257 Assessing, 721 Planning.

DEPARTMENTAL FACT SHEET
2008-2009 FISCAL YEAR

Existing ___X___ New _____

DEPARTMENT & ACTIVITY Assessing **Account No.** 101-257

I. FUNCTION:

The City Assessing Department is responsible for appraising the value of real and personal property and maintaining the City's Assessment and tax rolls. Typical duties include appraisals of real and personal property, market and economic studies, appraisal defense, and periodic re-appraisal projects.

II. REVENUE APPLICABLE TO THIS ACCOUNT:

(as of 6/30/07)

A. Property Taxes (City, Library, DDA & TIF)	$ 8,788,706
B. Payment in Lieu of Taxes (BLP, Marina, Water, Waste Water)	$ 2,375,979
C. Administration Fee	$ 223,129
D. Special Assessments	$ 52,023
Total	$11,439,837

III. AUTHORIZED POSITIONS:

1	City Assessor	$57,904
1	Level I Assessor	$42,370
0.5	Administrative Assistant (50%)	$16,557

IV. PROGRAM STATISTICS Prior Four Fiscal Years:

	2004	2005	2006	2007
State Equalized Value, Real Property	$472,162,320	$511,005,181	$574,361,000	$624,031,200
State Equalized Value, Personal Property	$34,957,300	$35,525,800	$34,931,350	$37,307,900
Equalized Value of Market Adjustments	$17,424,420	$28,299,688	$56,366.789	$39,824,658
Taxable Value (50%) of New Construction, Parcels Added to Roll, etc.	$9,980,954	$11,703,069	$11,243,344	$16,648,347

CITY OF MARQUETTE
EXPENDITURES
2008-2009 FISCAL YEAR

COMPONENT OF
COMMUNITY DEVELOPMENT

ACCOUNT NUMBER	257 ASSESSING EXPENDITURES	2004-2005 ACTUAL	2005-2006 ACTUAL	2006-2007 ACTUAL	2007-08 BUDGET	2007-08 YEAR END ESTIMATED	2008-09 DEPT HEAD REQUEST	2008-09 MANAGER RECOMM.	2008-09 COMMISSION APPROVED
101-257-00000-702-0000	SALARIES & WAGES	90,871	113,339	108,534	114,330	114,090	117,445	117,445	117,140
101-257-00000-703-0000	ACCRUED LEAVE RESERVE	733	0	1,000	0	0	0	0	0
101-257-00000-715-0000	LONGEVITY	650	370	555	570	570	570	570	570
101-257-00000-716-0000	SOCIAL SECURITY	7,075	7,898	8,291	8,790	8,730	9,030	9,030	9,005
101-257-00000-717-0000	HEALTH INSURANCE	29,810	30,559	35,182	37,670	29,975	33,095	33,095	32,755
101-257-00000-718-0000	LIFE INSURANCE	198	199	221	250	240	250	250	250
101-257-00000-719-0000	UNEMPLOYMENT INSURANCE	158	182	126	125	365	365	365	365
101-257-00000-720-0000	DISABILITY INSURANCE	0	337	363	390	415	410	410	0
101-257-00000-721-0000	WORKERS COMP INSURANCE	464	568	1,176	1,365	1,120	1,260	1,260	1,260
101-257-00000-722-0000	RETIREMENT-MERS	7,642	13,035	12,850	17,305	19,845	28,155	28,155	28,110
101-257-00000-727-0000	OFFICE SUPPLIES	8,152	6,565	6,005	6,500	6,100	6,500	6,500	6,500
101-257-00000-801-0000	PROFESSIONAL & CONTRACTUAL	19,522	432	0	500	0	500	500	500
101-257-00000-801-0055	PERSONAL PROPERTY AUDITING	62,000	1,900	0	0	0	0	0	0
101-257-00000-802-0000	BOARD OF REVIEW	2,400	2,300	2,800	3,000	3,000	3,500	3,500	3,500
101-257-00000-850-0000	COMMUNICATIONS	2,074	2,851	2,724	2,800	3,500	3,500	3,500	3,500
101-257-00000-860-0000	TRANSPORTATION	44	750	298	1,000	800	1,000	1,000	1,000
101-257-00000-865-0000	CONFERENCES/SEMINARS	1,294	629	1,473	1,500	1,500	2,000	2,000	2,000
101-257-00000-900-0000	PRINTING & PUBLISHING	2,165	1,839	479	1,300	1,300	1,300	1,300	1,300
101-257-00000-940-0000	RENTAL	1,761	1,420	1,009	1,100	1,000	1,100	1,100	1,100
101-257-00000-945-0000	VEHICLE RENTAL	4,187	4,000	3,641	3,000	3,100	3,500	3,500	3,500
	TOTAL	241,200	189,173	186,727	201,495	195,650	213,480	213,480	212,355
	SALARIES	91,604	113,339	109,534	114,330	114,090	117,445	117,445	117,140
	FRINGES	45,997	53,148	58,764	66,465	61,260	73,135	73,135	72,315
	OTHER CHARGES & SERVICES	103,599	22,686	18,429	20,700	20,300	22,900	22,900	22,900
	CAPITAL OUTLAY	0	0	0	0	0	0	0	0
	OTHER EXPENDITURES	0	0	0	0	0	0	0	0
	OPERATING TRANSFERS OUT	0	0	0	0	0	0	0	0
	TOTAL	241,200	189,173	186,727	201,495	195,650	213,480	213,480	212,355

801-Reflects contingency for project assistance if necessary
860-Includes travel for MAA training conference for Assessor and Level I Assessor

DEPARTMENTAL FACT SHEET
2008-2009 FISCAL YEAR

Existing X New ___

DEPARTMENT & ACTIVITY: Planning **Account No.** 101 - 721

I. FUNCTION:

Provides long range planning. Serves as secretary for the Planning Commission. Provides staff review and assistance for street vacation petitions, drafting of ordinances, and interpretation for the zoning, sign, fence, and subdivision ordinances. Serves as staff liaison for the U.S. 41 Corridor Advisory Group. The Charter requires that there be a Planning Commission. State law requires that if the City wants to have a zoning ordinance, that it be based on a Master Plan.

II. REVENUE APPLICABLE TO THIS ACCOUNT:

		2005	2006	2007
A.	Filing fees for street vacation petitions:	$ -275-	$-600-	$-300-

III. AUTHORIZED POSITIONS:

1	Director of Community Development	$63,905
0.50	Zoning Planning Official (50%)	$23,836
0.25	Administrative Assistant (25%)	$ 8,278

IV. PROGRAM STATISTICS (Prior Three Fiscal Years):

	2004-05	2005-06	2006-07
- Planning Commission meetings:	24	24	24
- Address assignment and notification	35	16*	17*
- U.S. 41 Access Advisory Group		6	12
- Address Enforcement			12

*Includes multiple addresses within Harlow Farms Neighborhood.

Planning Activities:
Planning assistance given with the review of: 4 Rezoning Applications, 1 Conditional Use Permit, 19 Zoning Variances, 19 Site Plan Reviews, 2 Planned Unit Developments, 2 Street Vacations/Renaming, 7 Zoning Ordinance Amendments, 1 Interpretation of the Zoning Ordinance, 1 Sign Variance and 7 requests for License to use City Property.

Drafting of Form-Based Coding for the Downtown Waterfront and South Marquette Areas

Drafting of Proposal and Staff Representation on Developer' Solicitation Committee for the Roundhouse property and Founders Landing.

Drafted Amendments to the Zoning Ordinance to comply with Act 110.

Updated the Planning Commission Bylaws.

Drafted Zoning Ordinance Amendments that supported the Downtown Business area.

Updated application forms and drafted procedure for review of license/easement requests.

Reviewed 300 Rental Unit Applications.

DEPARTMENTAL FACT SHEET
2008-2009 FISCAL YEAR

Existing X New _____

DEPARTMENT & ACTIVITY Zoning **Account No.** 101-721

I. FUNCTION:

The Zoning Department is responsible for enforcing the City's Zoning, Sign, Fence, Property Maintenance, Noxious Weeds, Garbage/Rubbish, and Street Name and Property Number Ordinances. The short range planning functions include review of Rezonings, Conditional Use Permits and Planned Unit Developments. Administrative liaison services are provided to the Board of Zoning Appeals and the Planning Commission.

II. REVENUE APPLICABLE TO THIS ACCOUNT:

		FY 06-07
A.	Variance Fees	$ 5,250
B.	Sign and Fence Permits	$ 4,210
C.	Zoning Permits & Site Plan Review Fees	$19,005
D.	Conditional Use, Planned Unit Development, Home Office, Parking Lot, Demolition, Sidewalk Café, Land Division Act Permits, Rezonings, and Plats.	$ 6,210
E.	Municipal Civil Infractions/Ordinance Fines	$ 400
	Total	$35,075

III. AUTHORIZED POSITIONS:

1	Code Enforcement Official	$31,658
0.50	Zoning Planning Official (50%)	$23,837

IV. PROGRAM STATISTICS (Prior Three Fiscal Years):

	04-05	05-06	06-07
Zoning Compliance	120	147	98
Sign & Fence Permits	65	68	103
B.Z.A. Appeals	33	25	22
Conditional Use Permit	10	7	1
Rezoning	4	9	7
Plats	1	1	1
Planned Unit Development	0	1	2
Home Office	1	1	1
Parking Lot Permit	0	0	0
Land Division	10	2	1
Sidewalk Café Permit	2	0	0
Demolition	2	12	16
Site Plan Review	26	22	19

CITY OF MARQUETTE
EXPENDITURES
2008-2009 FISCAL YEAR

COMPONENT OF
COMMUNITY DEVELOPMENT

ACCOUNT NUMBER	721 PLANNING/ZONING EXPENDITURES	2004-2005 ACTUAL	2005-2006 ACTUAL	2006-2007 ACTUAL	2007-08 BUDGET	2007-08 YEAR END ESTIMATED	2008-09 DEPT HEAD REQUEST	2008-09 MANAGER RECOMM.	2008-09 COMMISSION APPROVED
101-721-00000-702-0000	SALARIES & WAGES	106,303	124,544	118,953	142,955	142,075	153,580	153,580	152,550
101-721-00000-703-0000	ACCRUED LEAVE RESERVE	5,678	0	25,000	0	0	0	0	0
101-721-00000-715-0000	LONGEVITY	430	882	653	405	250	95	95	95
101-721-00000-716-0000	SOCIAL SECURITY	8,247	11,824	8,926	10,965	10,870	11,755	11,755	11,680
101-721-00000-717-0000	HEALTH INSURANCE	27,438	20,074	19,620	40,815	27,890	55,520	55,520	54,885
101-721-00000-718-0000	LIFE INSURANCE	237	271	252	390	285	390	390	390
101-721-00000-719-0000	UNEMPLOYMENT INSURANCE	258	233	179	165	515	475	475	475
101-721-00000-720-0000	DISABILITY INSURANCE	398	904	839	945	765	1,020	1,020	565
101-721-00000-721-0000	WORKERS COMP INSURANCE	664	808	924	1,275	1,070	1,230	1,230	1,220
101-721-00000-722-0000	RETIREMENT-MERS	7,801	9,508	15,933	39,205	29,570	50,885	50,885	50,725
101-721-00000-724-0000	RETIREMENT-ICMA	7,775	8,194	1,800	0	0	0	0	0
101-721-00000-727-0000	OFFICE SUPPLIES	3,472	4,211	4,403	4,750	4,600	4,500	4,500	3,500
101-721-00000-801-0000	PROFESSIONAL & CONTRACTUAL	29,070	12,475	14,802	35,000	27,000	72,800	72,800	72,800
101-721-00000-850-0000	COMMUNICATIONS	936	1,016	992	1,000	1,000	1,200	1,200	1,200
101-721-00000-860-0000	TRANSPORTATION	2,136	0	118	4,000	4,000	4,000	4,000	4,000
101-721-00000-900-0000	PRINTING & PUBLISHING	1,399	2,964	1,459	1,700	1,500	1,500	1,500	1,500
101-721-00000-940-0000	RENTAL	304	786	985	1,500	2,400	2,500	2,500	2,500
101-721-00000-945-0000	VEHICLE RENTAL	0	1,138	3,061	2,500	3,500	3,700	3,700	3,700
101-721-00000-959-0000	CONTRIBUTIONS	19,143	19,143	0	0	0	0	0	0
	TOTAL	**221,689**	**218,975**	**218,899**	**287,570**	**257,290**	**365,150**	**365,150**	**361,785**
	SALARIES	111,981	124,544	143,953	142,955	142,075	153,580	153,580	152,550
	FRINGES	53,248	52,698	49,126	94,165	71,215	121,370	121,370	120,035
	OTHER CHARGES & SERVICES	56,460	41,733	25,820	50,450	44,000	90,200	90,200	89,200
	CAPITAL OUTLAY	0	0	0	0	0	0	0	0
	OTHER EXPENDITURES	0	0	0	0	0	0	0	0
	OPERATING TRANSFERS OUT	0	0	0	0	0	0	0	0
	TOTAL	**221,689**	**218,975**	**218,899**	**287,570**	**257,290**	**365,150**	**365,150**	**361,785**

801-Reflects contracted zoning ordinance work ($25,000) carry-over - w/sign ordinance ($5,000) and Heartwood Forestland Planning ($31,000).
801-Reflects secretary to lake mintues for PC/BZA ($1,800). Contingency for special projects ($10,000).
860-Reflects in-house training for PC/BZA/Staff and registration/travel for APA training conference
940-Reflects additional costs to use Lakeview Citizens Forum for planning events.
959-Contributions reflect City contribution to Lake Superior Community Partnership $15,000 and CUPPAD $4,200 (moved to 101-290).

CITY OF MARQUETTE
EXPENDITURES
2008-2009 FISCAL YEAR

SUMMARY

ACCOUNT NUMBER	PUBLIC WORKS MAINTENANCE EXPENDITURES	2004-2005 ACTUAL	2005-2006 ACTUAL	2006-2007 ACTUAL	2007-08 BUDGET	2007-08 YEAR END ESTIMATED	2008-09 DEPT HEAD REQUEST	2008-09 MANAGER RECOMM.	2008-09 COMMISSION APPROVED
101-XXX-00000-702-0000	SALARIES & WAGES	771,875	887,280	883,348	889,000	914,000	954,000	954,000	954,000
101-XXX-00000-714-0000	FRINGE BENEFITS	0	0	5,000	5,000	5,000	4,600	4,600	4,600
101-XXX-00000-715-0000	LONGEVITY	11,296	12,536	9,375	10,760	10,960	7,920	7,920	7,920
101-XXX-00000-716-0000	SOCIAL SECURITY	64,234	66,149	57,763	68,850	70,885	71,265	71,265	73,955
101-XXX-00000-717-0000	HEALTH INSURANCE	428,438	449,020	448,962	513,235	500,005	429,630	429,630	423,295
101-XXX-00000-718-0000	LIFE INSURANCE	3,061	2,906	2,962	3,375	3,240	2,530	2,530	2,530
101-XXX-00000-719-0000	UNEMPLOYMENT INSURANCE	4,562	2,578	2,151	2,295	5,710	5,425	5,425	5,425
101-XXX-00000-720-0000	DISABILITY INSURANCE	971	3,487	3,809	4,065	4,265	3,800	3,800	2,790
101-XXX-00000-721-0000	WORKERS COMP	53,920	62,052	59,436	64,310	48,220	47,005	47,005	47,005
101-XXX-00000-722-0000	RETIREMENT-MERS	183,285	177,694	196,814	247,780	270,710	241,000	241,000	241,000
101-XXX.-00000-727-0000	OFFICE SUPPLIES	1,313	1,504	1,485	0	0	0	0	0
101-XXX-00000-729-0000	FUEL	4,761	4,425	4,853	4,000	4,500	5,000	5,000	5,000
101-XXX-00000-740-0000	OPERATING SUPPLIES	23,157	30,329	44,109	41,200	41,330	42,100	42,100	42,100
101-XXX-00000-775-0000	REPAIR & MAINT SUPPLIES	36,196	42,991	54,426	44,000	44,000	47,000	47,000	47,000
101-XXX-00000-801-0000	PROFESSIONAL & CONTRACTUAL	1,269,511	908,795	961,077	1,061,000	1,073,040	1,036,985	1,036,985	1,036,985
101-XXX-00000-807-0000	PARKING ADMINISTRATION-DDA	55,000	55,000	55,000	55,000	55,000	55,000	55,000	55,000
101-XXX-00000-810-0000	HEALTH & SAFETY	0	0	0	0	2,500	2,500	2,500	2,500
101-XXX-00000-850-0000	COMMUNICATIONS	693	767	1,137	1,200	1,200	1,200	1,200	1,200
101-XXX-00000-860-0000	TRANSPORTATION	1,621	4,056	3,649	5,000	5,000	5,000	5,000	5,000
101-XXX-00000-900-0000	PRINTING & PUBLISHING	6,312	4,558	6,222	7,800	7,370	8,300	8,300	8,300
101-XXX-00000-910-0000	PROPERTY INSURANCE	0	0	0	1,485	2,610	3,000	3,000	3,000
101-XXX-00000-920-0000	POWER	224,721	222,938	251,236	225,000	260,000	265,000	265,000	265,000
101-XXX-00000-921-0000	NATURAL GAS	0	0	0	0	1,200	1,200	1,200	1,200
101-XXX-00000-922-0000	WATER	17,229	14,693	18,123	25,000	25,000	25,000	25,000	25,000
101-XXX-00000-923-0000	STORMWATER	55,120	72,586	60,000	60,000	60,000	63,000	63,000	63,000
101-XXX-00000-940-0000	RENTAL	6,939	4,596	7,534	7,000	7,000	7,000	7,000	7,000
101-XXX-00000-943-0000	RENTAL - BLDGS/OFFICES	179,500	149,900	175,000	105,100	105,100	117,600	117,600	117,600
101-XXX-00000-945-0000	VEHICLE RENTAL	168,122	181,751	173,967	180,000	460,000	465,000	465,000	465,000
101-XXX-00000-971-0000	CAPITAL OUTLAY-LAND	5,220,844	0	0	200,000	0	200,000	0	0
101-XXX-00000-972-0000	CAPITAL OUTLAY-LAND IMPROVE	0	19,844	52,091	228,000	469,080	366,000	100,000	100,000
101-XXX-00000-976-0000	CAPITAL OUTLAY-BLDG IMPROVE	0	0	0	0	0	76,000	0	0
101-XXX-00000-977-0000	CAPITAL OUTLAY-EQUIPMENT	0	20,400	5,511	0	0	0	0	0
	TOTAL	**8,792,681**	**3,402,835**	**3,545,040**	**4,059,455**	**4,456,925**	**4,559,060**	**4,017,060**	**4,012,405**
	SALARIES	771,875	887,280	883,348	889,000	914,000	954,000	954,000	954,000
	FRINGES	749,767	776,422	786,272	919,670	918,995	813,175	813,175	808,520
	OTHER CHARGES & SERVICES	2,050,195	1,698,889	1,817,818	1,822,785	2,154,850	2,149,885	2,149,885	2,149,885
	CAPITAL OUTLAY	5,220,844	40,244	57,602	428,000	469,080	642,000	100,000	100,000
	OTHER EXPENDITURES	0	0	0	0	0	0	0	0
	OPERATING TRANSFERS OUT	0	0	0	0	0	0	0	0
	TOTAL	**8,792,681**	**3,402,835**	**3,545,040**	**4,059,455**	**4,456,925**	**4,559,060**	**4,017,060**	**4,012,405**

Includes departments 441 Public Works, 444 Sidewalks, and 524 Sanitation Services.

DEPARTMENTAL FACT SHEET
2008-2009 FISCAL YEAR

Existing ___X___ New _____

DEPARTMENT & ACTIVITY Public Works Maintenance Account No. 101-441

I. FUNCTION:

Administration

The Public Works Department administers, supervises, provides maintenance and construction activities for streets, alleys, parking lots, sidewalks, bike paths, parks, and many of the City buildings and property holdings.

Street Maintenance

R-O-W services provided with Department employees include: pavement maintenance, snow removal and ice control, sweeping, dust control, traffic sign maintenance, pavement marking, and street lighting.

Parks Maintenance

Parks staff provides a comprehensive parks maintenance program for all grounds, buildings, facilities and equipment on a year round basis, seasonally preparing, grooming ten/softball/baseball, and three multi-purpose soccer/football fields for slow and fast pitch softball leagues, little league, soccer leagues, football leagues, tournaments and regular season play. Also, maintained are seven tennis courts, six outdoor basketball courts, two swimming beaches, two marinas with launch ramps, twelve playgrounds, Tourist Park Campground, a bandshell, two pavilions, and two ice rinks.

Forestry

Maintenance and care of all City owned trees, including training pruning of small trees to promote a strong growth habit and large trees to provide adequate street clearance and hazard abatement, removal to eliminate safety hazards, and planting for replacement of removed tree and establish new trees in other areas.

II. AUTHORIZED POSITIONS:

1	PW Superintendent	$ 75,967
1	Facilities & Maintenance Manager	59,333
2	Administrative Assistants *	33,113
1	Street Maint. Supervisor	47,923
1	Park Maint. Supervisor	47,923
1	Arborist	47,049
2	Special Equipment Operators	41,121
1	Sign/Paint Technician	41,121
1	Maintenance Carpenter	
1	Maintenance Mechanic	41,121
14	Heavy Equipment Operators	38,480
12	Seasonal Laborers	110.315 ($7.82-9.46/hr)
2	Seasonal Pavilion Attendants	4,620

*Personnel shared with Engineering Department.

CITY OF MARQUETTE
EXPENDITURES
2008-2009 FISCAL YEAR

COMPONENT OF
PUBLIC WORKS

ACCOUNT NUMBER	441 PUBLIC WORKS MAINTENANCE EXPENDITURES	2004-2005 ACTUAL	2005-2006 ACTUAL	2006-2007 ACTUAL	2007-08 BUDGET	2007-08 YEAR END ESTIMATED	2008-09 DEPT HEAD REQUEST	2008-09 MANAGER RECOMM.	2008-09 COMMISSION APPROVED
101-441-00000-702-0000	SALARIES & WAGES	670,821	763,315	761,347	760,000	785,000	820,000	820,000	820,000
101-441-00000-714-0000	FRINGE BENEFITS	0	0	5,000	5,000	5,000	4,600	4,600	4,600
101-441-00000-715-0000	LONGEVITY	11,296	12,536	9,375	10,760	10,960	7,920	7,920	7,920
101-441-00000-716-0000	SOCIAL SECURITY	56,535	57,512	50,837	58,965	61,000	61,000	61,000	63,690
101-441-00000-717-0000	HEALTH INSURANCE	428,438	449,020	448,962	513,235	500,005	429,630	429,630	423,295
101-441-00000-718-0000	LIFE INSURANCE	3,061	2,906	2,962	3,375	3,240	2,530	2,530	2,530
101-441-00000-719-0000	UNEMPLOYMENT INSURANCE	4,562	2,578	2,151	2,295	5,710	5,425	5,425	5,425
101-441-00000-720-0000	DISABILITY INSURANCE	971	3,487	3,809	4,065	4,265	3,800	3,800	2,790
101-441-00000-721-0000	WORKERS COMP INSURANCE	53,920	62,052	59,436	64,310	48,220	47,005	47,005	47,005
101-441-00000-722-0000	RETIREMENT-MERS	183,285	177,694	196,814	247,780	270,710	241,000	241,000	241,000
101-441-00000-727-0000	OFFICE SUPPLIES	1,313	1,504	1,485	0	0	0	0	0
101-441-00000-729-0000	FUEL	4,761	4,425	4,853	4,000	4,500	5,000	5,000	5,000
101-441-00000-740-0000	OPERATING SUPPLIES	21,575	29,909	43,667	39,100	39,100	40,000	40,000	40,000
101-441-00000-775-0000	REPAIR & MAINT SUPPLIES	34,311	37,595	50,565	40,500	40,500	43,500	43,500	43,500
101-441-00000-801-0000	PROFESSIONAL & CONTRACTUAL	19,151	11,594	22,561	27,000	27,000	27,000	27,000	27,000
101-441-00000-807-0000	PARKING ADMINISTRATION-DDA	55,000	55,000	55,000	55,000	55,000	55,000	55,000	55,000
101-441-00000-810-0000	HEALTH & SAFETY	0	0	0	0	2,500	2,500	2,500	2,500
101-441-00000-850-0000	COMMUNICATIONS	693	767	1,137	1,200	1,200	1,200	1,200	1,200
101-441-00000-860-0000	TRANSPORTATION	1,621	4,056	3,649	5,000	5,000	5,000	5,000	5,000
101-441-00000-900-0000	PRINTING & PUBLISHING	2,150	183	269	500	70	0	0	0
101-441-00000-910-0000	PROPERTY INSURANCE	0	0	0	1,485	2,610	3,000	3,000	3,000
101-441-00000-920-0000	POWER	224,721	222,938	251,236	225,000	260,000	265,000	265,000	265,000
101-441-00000-921-0000	NATURAL GAS	0	0	0	0	1,200	1,200	1,200	1,200
101-441-00000-922-0000	WATER	17,229	14,693	18,123	25,000	25,000	25,000	25,000	25,000
101-441-00000-923-0000	STORMWATER	55,120	72,586	60,000	60,000	60,000	63,000	63,000	63,000
101-441-00000-940-0000	RENTAL	5,687	3,981	6,645	6,000	6,000	6,000	6,000	6,000
101-441-00000-943-0000	RENTAL - BLDGS/OFFICES	179,500	149,900	175,000	105,100	105,100	117,600	117,600	117,600
101-441-00000-945-0000	VEHICLE RENTAL	109	32	216	0	220,000	220,000	220,000	220,000
101-441-00000-971-0000	CAPITAL OUTLAY-LAND	0	0	0	200,000	0	200,000	0	0
101-441-74070-971-0000	C/O-LAND HEARTWOOD FOREST	5,220,844	0	0	0	0	0	0	0
101-441-00000-972-0000	CAPITAL OUTLAY-LAND IMPROVE	0	0	0	128,000	369,080	266,000	0	0
101-441-04020-972-0000	C/O-LAND IMP-BLDG DEMOLITION	19,871	0	0	0	0	0	0	0
101-441-00000-976-0000	CAPITAL OUTLAY-BLDG IMPROVE	0	0	0	0	0	76,000	0	0
101-441-00000-977-0000	CAPITAL OUTLAY-EQUIPMENT	0	20,400	5,511	0	0	0	0	0
	TOTAL	7,276,545	2,160,663	2,240,610	2,592,670	2,917,970	3,044,910	2,502,910	2,498,255
	SALARIES	670,821	763,315	761,347	760,000	785,000	820,000	820,000	820,000
	FRINGES	742,068	767,785	779,346	909,785	909,110	802,910	802,910	798,255
	OTHER CHARGES & SERVICES	622,941	609,163	694,406	594,885	854,780	880,000	880,000	880,000
	CAPITAL OUTLAY	5,240,715	20,400	5,511	328,000	369,080	542,000	0	0
	OTHER EXPENDITURES	0	0	0	0	0	0	0	0
	OPERATING TRANSFERS OUT	0	0	0	0	0	0	0	0
	TOTAL	7,276,545	2,160,663	2,240,610	2,592,670	2,917,970	3,044,910	2,502,910	2,498,255

DEPARTMENTAL FACT SHEET
2008–2009 FISCAL YEAR

Existing _X_ New ___

Public Works Dept.
Sidewalk Construction

DEPARTMENT & ACTIVITY – and Maintenance **Account No.** 101-444

I. FUNCTION:

Reconstruction, repair, and replacement of existing sidewalks.

Installation of curb cuts to provide for barrier-free access to sidewalks.

Construction of new sidewalks where required to address public health and safety problems.

Snow plowing on sidewalks along public street rights-of-way.

II. REVENUE APPLICABLE TO THIS ACCOUNT:

None.

III. AUTHORIZED POSITIONS:

None

Maintenance (repair) performed with Public Works Department Personnel.

IV. PROGRAM STATISTICS Prior Three Fiscal Years:

Approximately 64.2 miles of sidewalk exist in the City.

Summer of 2007 there was 2,749 linear feet added during the Washington St. Reconstruction project and 550 linear feet on Wright St. by the Armory.

Summer of 2007, 18,050 feet of sidewalk was replaced in various locations under a contract.

Summer of 2006 there was 375 linear feet of sidewalk added during the Wright St. Extension project.

Summer of 2006, 2,557 feet of sidewalk was replaced in various locations under a contract.

During the summer of 2005, 4,052 linear feet of sidewalk was replaced on the Lakeshore Boulevard project.

CITY OF MARQUETTE
EXPENDITURES
2008-2009 FISCAL YEAR

COMPONENT OF PUBLIC WORKS

ACCOUNT NUMBER	444 SIDEWALKS EXPENDITURES	2004-2005 ACTUAL	2005-2006 ACTUAL	2006-2007 ACTUAL	2007-08 BUDGET	2007-08 YEAR END ESTIMATED	2008-09 DEPT HEAD REQUEST	2008-09 MANAGER RECOMM.	2008-09 COMMISSION APPROVED
101-444-00000-702-0000	SALARIES & WAGES	14,662	23,223	16,344	24,000	24,000	24,000	24,000	24,000
101-444-00000-716-0000	SOCIAL SECURITY	1,120	1,750	1,243	1,850	1,850	1,850	1,850	1,850
101-444-00000-740-0000	OPERATING SUPPLIES	982	0	0	1,500	1,500	1,500	1,500	1,500
101-444-00000-775-0000	REPAIR & MAINT SUPPLIES	1,885	5,396	3,861	3,500	3,500	3,500	3,500	3,500
101-444-00000-900-0000	PRINTING & PUBLISHING	400	0	0	300	300	300	300	300
101-444-00000-945-0000	VEHICLE RENTAL	13	0	0	0	50,000	50,000	50,000	50,000
101-444-08018-972-0000	CAPITAL OUTLAY-LAND IMPROV	0	19,844	52,091	100,000	100,000	100,000	100,000	100,000
	TOTAL	19,062	50,213	73,539	131,150	181,150	181,150	181,150	181,150
	SALARIES	14,662	23,223	16,344	24,000	24,000	24,000	24,000	24,000
	FRINGES	1,120	1,750	1,243	1,850	1,850	1,850	1,850	1,850
	OTHER CHARGES & SERVICES	3,280	5,396	3,861	5,300	55,300	55,300	55,300	55,300
	CAPITAL OUTLAY	0	19,844	52,091	100,000	100,000	100,000	100,000	100,000
	OTHER EXPENDITURES	0	0	0	0	0	0	0	0
	OPERATING TRANSFERS OUT	0	0	0	0	0	0	0	0
	TOTAL	19,062	50,213	73,539	131,150	181,150	181,150	181,150	181,150

DEPARTMENTAL FACT SHEET
2008 – 2009 FISCAL YEAR

Existing _X_ New

DEPARTMENT & ACTIVITY Sanitation Services **Account No.** 101-524

I. FUNCTION Collection of garbage and recyclables from all single and multiple family residential buildings of five units or less on a weekly basis, a dozen litter barrels in the Downtown, and dumpsters at City-owned facilities. The wastes are disposed of at the Marquette County Landfill. Contractor is also responsible for curbside collection of Christmas trees. Recyclables are marketed by the collection contractor. Spring and fall leaf and brush collections are performed by City personnel and funded through this account. Also, this account funds maintenance of the City's composting operation at the Cliffs Dow property.

II. REVENUE APPLICABLE TO THIS ACCOUNT:

A.	Garbage Collection and Disposal Fee	$ 932,092
B.	Tipping fee from haulers transporting directly to the landfill rather than to the transfer station.	$ 323,529
	Total:	$1,255,621

III. AUTHORIZED POSITIONS:

None

IV. PROGRAM STATISTICS Prior Three Fiscal Years:

Solid Waste collection services were awarded to Waste Management for the period of July 1, 2007 to June 30, 2009. A major change under this contract is the elimination of a City-wide spring rubbish collection. A disposal site has been set up for residents to drop-off their waste during the spring, summer, and fall seasons with proof of residency at no charge.

Effective August 1, 2007 the monthly collection fee for garbage was decreased from $14.03 to $12.25 per month for green bag customers.

Starting January 1, 2007, the collection fee increased by $2.78/month to $14.03 per month on water bills.

The bond surcharge was waived by the City Commission starting July 1, 2001.

Public Works personnel compost leaves and chip brush collected by City crews and operate a compost facility on the former Cliffs-Dow site. This site was opened to the public October 5, 1998. Currently, no tipping fee is charged at this site, but operation is funded by a $5.00 per month fee on utility bills.

Vehicles Served @ Compost Site

Season	Leaves	Brush
2007	5,379	1,469
2006	5,885	1,732
2005	4,982	1,402
2004	4,865	1,346

Vehicles Served @ Rubbish Drop-Off Site

Season	Vehicles
2007	778

Collection from approximately 6,100 residential units, and approximately one dozen litter barrels throughout the City.

Landfill services are currently purchased from the Marquette County Solid Waste Management Authority.

2007 14,608 Estimated tons hauled directly to the landfill.

2006 11,616 Estimated tons hauled directly to the landfill.

2005 19,401 Estimated tons hauled directly to the landfill

CITY OF MARQUETTE
EXPENDITURES
2008-2009 FISCAL YEAR

COMPONENT OF
PUBLIC WORKS

ACCOUNT NUMBER	524 SANITATION EXPENDITURES	2004-2005 ACTUAL	2005-2006 ACTUAL	2006-2007 ACTUAL	2007-08 BUDGET	2007-08 YEAR END ESTIMATED	2008-09 DEPT HEAD REQUEST	2008-09 MANAGER RECOMM.	2008-09 COMMISSION APPROVED
101-524-00000-702-0000	SALARIES & WAGES	86,392	100,742	105,657	105,000	105,000	110,000	110,000	110,000
101-524-00000-716-0000	SOCIAL SECURITY	6,579	6,887	5,683	8,035	8,035	8,415	8,415	8,415
101-524-00000-740-0000	OPERATING SUPPLIES	600	420	442	600	730	600	600	600
101-524-00000-801-0000	PROFESSIONAL & CONTRACTUAL	1,250,360	897,201	938,516	1,034,000	1,046,040	1,009,985	1,009,985	1,009,985
101-524-00000-900-0000	PRINTING & PUBLISHING	3,762	4,375	5,953	7,000	7,000	8,000	8,000	8,000
101-524-00000-940-0000	RENTAL	1,252	615	889	1,000	1,000	1,000	1,000	1,000
101-524-00000-945-0000	VEHICLE RENTAL	168,000	181,719	173,751	180,000	190,000	195,000	195,000	195,000
	TOTAL	1,516,945	1,191,959	1,230,891	1,335,635	1,357,805	1,333,000	1,333,000	1,333,000
	SALARIES	86,392	100,742	105,657	105,000	105,000	110,000	110,000	110,000
	FRINGES	6,579	6,887	5,683	8,035	8,035	8,415	8,415	8,415
	OTHER CHARGES & SERVICES	1,423,974	1,084,330	1,119,551	1,222,600	1,244,770	1,214,585	1,214,585	1,214,585
	CAPITAL OUTLAY	0	0	0	0	0	0	0	0
	OTHER EXPENDITURES	0	0	0	0	0	0	0	0
	OPERATING TRANSFERS OUT	0	0	0	0	0	0	0	0
	TOTAL	1,516,945	1,191,959	1,230,891	1,335,635	1,357,805	1,333,000	1,333,000	1,333,000

Monthly refuse charge is $12.25.

702-Wages: Spring and Fall brush pick up.
940-Rental: Rental reflects compost screen rental at composting site.

This page intentionally left blank.

CITY OF MARQUETTE
EXPENDITURES
2008-2009 FISCAL YEAR

SUMMARY

ACCOUNT NUMBER	SOCIAL SERVICES EXPENDITURES	2004-2005 ACTUAL	2005-2006 ACTUAL	2006-2007 ACTUAL	2007-08 BUDGET	2007-08 YEAR END ESTIMATED	2008-09 DEPT HEAD REQUEST	2008-09 MANAGER RECOMM.	2008-09 COMMISSION APPROVED
101-XXX-00000-702-0000	SALARIES & WAGES	189,977	200,428	167,110	190,925	181,860	196,055	196,055	218,845
101-XXX-00000-703-0000	ACCRUED LEAVE RESERVE	2,177	0	0	0	0	0	0	0
101-XXX-00000-715-0000	LONGEVITY	1,338	1,913	711	710	710	715	715	790
101-XXX-00000-716-0000	SOCIAL SECURITY	15,102	17,772	12,772	14,660	13,915	15,055	15,055	16,805
101-XXX-00000-717-0000	HEALTH INSURANCE	48,768	68,635	67,920	70,765	70,755	76,395	76,395	79,370
101-XXX-00000-718-0000	LIFE INSURANCE	371	344	330	375	360	360	360	430
101-XXX-00000-719-0000	UNEMPLOYMENT INSURANCE	918	792	0	1,025	1,290	1,575	1,575	1,620
101-XXX-00000-720-0000	DISABILITY INSURANCE	395	858	728	520	735	780	780	785
101-XXX-00000-721-0000	WORKERS COMP	856	1,060	1,304	715	1,110	690	690	775
101-XXX-00000-722-0000	RETIREMENT-MERS	23,559	31,651	15,061	21,715	20,595	22,995	22,995	22,995
101-XXX-00000-724-0000	RETIREMENT-ICMA	0	0	0	0	0	0	0	0
101-XXX-00000-727-0000	OFFICE SUPPLIES	2,639	2,905	3,520	1,665	620	950	950	950
101-XXX-00000-728-0000	POSTAGE	2,602	2,645	1,991	2,315	2,190	2,250	2,250	2,250
101-XXX-00000-775-0000	REPAIR & MAINTENANCE SUPPLIES	0	599	0	0	0	0	0	0
101-XXX-00000-801-0000	PROFESSIONAL & CONTRACTUAL	267	1,063	905	975	675	925	925	925
101-XXX-00000-850-0000	COMMUNICATIONS	2,361	2,892	3,012	3,240	3,310	3,250	3,250	3,250
101-XXX-00000-860-0000	TRANSPORTATION	1,934	2,444	1,703	1,975	1,855	2,100	2,100	2,100
101-XXX-00000-900-0000	PRINTING & PUBLISHING	2,454	1,726	2,420	1,920	2,000	3,730	3,730	3,730
101-XXX-00000-930-0000	REPAIR & MAINTENANCE	0	0	0	0	0	0	0	0
101-XXX-00000-940-0000	RENTAL	397	1,205	286	230	210	205	205	205
101-XXX-00000-977-0000	CAPITAL OUTLAY-EQUIPMENT	0	0	0	0	0	0	0	0
	TOTAL	296,115	338,932	279,773	313,730	302,190	328,030	328,030	355,825
	SALARIES	192,154	200,428	167,110	190,925	181,860	196,055	196,055	218,845
	FRINGES	91,307	123,025	98,826	110,485	109,470	118,565	118,565	123,570
	OTHER CHARGES & SERVICES	12,654	15,479	13,837	12,320	10,860	13,410	13,410	13,410
	CAPITAL OUTLAY	0	0	0	0	0	0	0	0
	OTHER EXPENDITURES	0	0	0	0	0	0	0	0
	OPERATING TRANSFERS OUT	0	0	0	0	0	0	0	0
	TOTAL	296,115	338,932	279,773	313,730	302,190	328,030	328,030	355,825

Includes: 649 Community Mental Health, 672 Social Services, 685 State Home Care Service, 687 MCCOA.

DEPARTMENTAL FACT SHEET
2008-2009 Fiscal Year

Existing X New _____

DEPARTMENT & ACTIVITY Social Services - MENTAL HEALTH **Account No.** 101-649

I. FUNCTION:

Mental Health Department eliminated due to non-renewal of Pathways contract

II REVENUE APPLICABLE TO THIS ACCOUNT:

IV. PROGRAM STATISTICS - Prior Three Fiscal Years

CITY OF MARQUETTE
EXPENDITURES
2008-2009 FISCAL YEAR

COMPONENT OF SOCIAL SERVICES EXPENDITURES

ACCOUNT NUMBER	649 COMMUNITY MENTAL HEALTH EXPENDITURES	2004-2005 ACTUAL	2005-2006 ACTUAL	2006-2007 ACTUAL	2007-08 BUDGET	2007-08 YEAR END ESTIMATED	2008-09 DEPT HEAD REQUEST	2008-09 MANAGER RECOMM.	2008-09 COMMISSION APPROVED
101-649-00000-702-0000	SALARIES & WAGES	5,079	4,429	6,593	6,365	1,265	0	0	0
101-649-00000-715-0000	LONGEVITY	0	0	78	25	0	0	0	0
101-649-00000-716-0000	SOCIAL SECURITY	0	0	508	490	95	0	0	0
101-649-00000-717-0000	HEALTH INSURANCE	0	542	5,762	2,305	570	0	0	0
101-649-00000-718-0000	LIFE INSURANCE	0	0	36	15	5	0	0	0
101-649-00000-719-0000	UNEMPLOYMENT INSURANCE	0	0	0	35	0	0	0	0
101-649-00000-720-0000	DISABILITY INSURANCE	0	6	71	30	5	0	0	0
101-649-00000-721-0000	WORKERS COMP INSURANCE	0	0	144	25	10	0	0	0
101-649-00000-722-0000	RETIREMENT-MERS	0	0	1,657	905	170	0	0	0
101-649-00000-727-0000	OFFICE SUPPLIES	440	182	313	70	0	0	0	0
101-649-00000-728-0000	POSTAGE	108	117	103	155	40	0	0	0
101-649-00000-850-0000	COMMUNICATIONS	283	0	362	400	90	0	0	0
101-649-00000-860-0000	TRANSPORTATION	124	134	119	145	35	0	0	0
101-649-00000-900-0000	PRINTING & PUBLISHING	200	183	200	200	65	0	0	0
101-649-00000-940-0000	RENTAL	0	0	22	25	5	0	0	0
	TOTAL	6,234	5,593	15,968	11,190	2,355	0	0	0
	SALARIES	5,079	4,429	6,593	6,365	1,265	0	0	0
	FRINGES	0	548	8,256	3,830	855	0	0	0
	OTHER CHARGES & SERVICES	1,155	616	1,119	995	235	0	0	0
	CAPITAL OUTLAY	0	0	0	0	0	0	0	0
	OTHER EXPENDITURES	0	0	0	0	0	0	0	0
	OPERATING TRANSFERS OUT	0	0	0	0	0	0	0	0
	TOTAL	6,234	5,593	15,968	11,190	2,355	0	0	0

900-Monthly newsletter.
940-Copier.

DEPARTMENTAL FACT SHEET
2008–2009 FISCAL YEAR

Existing _X_ New ____

DEPARTMENT & ACTIVITY – Social Services **Account No.** 101-672

I. FUNCTION:

This department has been combined with 101-649, 101-685, and 101-687.

II. REVENUE APPLICABLE TO THIS ACCOUNT:

(See other department accounts).

III. AUTHORIZED POSITIONS:

(See other department accounts).

IV. PROGRAM STATISTICS Prior Three Fiscal Years:

(See other department accounts).

CITY OF MARQUETTE
EXPENDITURES
2008-2009 FISCAL YEAR

COMPONENT OF SOCIAL SERVICES EXPENDITURES

ACCOUNT NUMBER	672 SOCIAL SERVICES EXPENDITURES	2004-2005 ACTUAL	2005-2006 ACTUAL	2006-2007 ACTUAL	2007-08 BUDGET	2007-08 YEAR END ESTIMATED	2008-09 DEPT HEAD REQUEST	2008-09 MANAGER RECOMM.	2008-09 COMMISSION APPROVED
101-672-00000-702-0000	SALARIES & WAGES	60,668	53,893	0	0	0	0	0	0
101-672-00000-703-0000	ACCRUED LEAVE RESERVE	2,177	0	0	0	0	0	0	0
101-672-00000-715-0000	LONGEVITY	1,338	1,913	0	0	0	0	0	0
101-672-00000-716-0000	SOCIAL SECURITY	12,944	15,690	0	0	0	0	0	0
101-672-00000-717-0000	HEALTH INSURANCE	48,768	62,415	0	0	0	0	0	0
101-672-00000-718-0000	LIFE INSURANCE	371	344	0	0	0	0	0	0
101-672-00000-719-0000	UNEMPLOYMENT INSURANCE	918	792	0	0	0	0	0	0
101-672-00000-720-0000	DISABILITY INSURANCE	395	803	0	0	0	0	0	0
101-672-00000-721-0000	WORKERS COMP	856	1,060	0	0	0	0	0	0
101-672-00000-722-0000	RETIREMENT-MERS	23,559	31,651	0	0	0	0	0	0
101-672-00000-724-0000	RETIREMENT-ICMA	0	0	0	0	0	0	0	0
101-672-00000-727-0000	OFFICE SUPPLIES	1,397	1,618	0	0	0	0	0	0
101-672-00000-728-0000	POSTAGE	742	840	0	0	0	0	0	0
101-672-00000-775-0000	REPAIR & MAINTENANCE SUPPLIES	0	599	0	0	0	0	0	0
101-672-00000-801-0000	PROFESSIONAL & CONTRACTUAL	267	1,063	0	0	0	0	0	0
101-672-00000-850-0000	COMMUNICATIONS	806	2,892	0	0	0	0	0	0
101-672-00000-860-0000	TRANSPORTATION	19	100	0	0	0	0	0	0
101-672-00000-900-0000	PRINTING & PUBLISHING	419	0	0	0	0	0	0	0
101-672-00000-930-0000	REPAIR & MAINTENANCE	0	0	0	0	0	0	0	0
101-672-00000-940-0000	RENTAL	397	1,205	0	0	0	0	0	0
101-672-00000-977-0000	CAPITAL OUTLAY-EQUIPMENT	0	0	0	0	0	0	0	0
	TOTAL	156,041	176,878	0	0	0	0	0	0
	SALARIES	62,845	53,893	0	0	0	0	0	0
	FRINGES	89,149	114,668	0	0	0	0	0	0
	OTHER CHARGES & SERVICES	4,047	8,317	0	0	0	0	0	0
	CAPITAL OUTLAY	0	0	0	0	0	0	0	0
	OTHER EXPENDITURES	0	0	0	0	0	0	0	0
	OPERATING TRANSFERS OUT	0	0	0	0	0	0	0	0
	TOTAL	156,041	176,878	0	0	0	0	0	0

DEPARTMENTAL FACT SHEET
2008-2009 FISCAL YEAR

Existing XX New _____

SOCIAL SERVICES -
DEPARTMENT & ACTIVITY In-Home Services **Account No.** 101-685

I. FUNCTION:

Through purchase of service contract with UPCAP to provide Homemaker Aide services.

II. REVENUE APPLICABLE TO THIS ACCOUNT:

A. Salary line item from I.H.C. Grant	$ 26,776
B. Anticipated Donation Revenue	$ 9,600
TOTAL	$ 36,376

III. AUTHORIZED POSITIONS:

2006-07	2008-09 RECOMMENDED	TITLE	PAY BRACKET
1	1	Assistant Director	1,131
1	1	Social Work Coord	4,913
1	1	Social Worker	2,543
1	1	Social Worker	1,679
1	1	Center Aide (pt)	411
1	1	Center Aide (pt)	-0-
5	5	Homemakers (2307 hours)	18,049

IV. PROGRAM STATISTICS - Prior Three Fiscal Years:

2006 – 2007

Provided 2075.25 hours of Homemaker Services to 63 homebound seniors
* 1 client on waiting list.

2005-2006

Provided 2060.50 hours of Homemaker Services to 43 homebound seniors.
* 16 clients on waiting list.
* UPCAP contract reduced by 182 billable hours ($2,411.50) for 2006-07

2004-2005

Provided 2400.25 hours of Homemaker Services to 74 homebound seniors

CITY OF MARQUETTE
EXPENDITURES
2008-2009 FISCAL YEAR

COMPONENT OF SOCIAL SERVICES EXPENDITURES

ACCOUNT NUMBER	685 STATE HOME CARE SERVICE EXPENDITURES	2004-2005 ACTUAL	2005-2006 ACTUAL	2006-2007 ACTUAL	2007-08 BUDGET	2007-08 YEAR END ESTIMATED	2008-09 DEPT HEAD REQUEST	2008-09 MANAGER RECOMM.	2008-09 COMMISSION APPROVED
101-685-00000-702-0000	SALARIES & WAGES	27,906	26,033	26,428	33,510	31,285	28,655	28,655	28,655
101-685-00000-715-0000	LONGEVITY	0	0	35	35	25	30	30	30
101-685-00000-716-0000	SOCIAL SECURITY	1,341	1,355	2,024	2,565	2,395	2,195	2,195	2,195
101-685-00000-717-0000	HEALTH INSURANCE	0	838	9,064	6,765	5,565	4,655	4,655	4,630
101-685-00000-718-0000	LIFE INSURANCE	0	0	56	40	30	40	40	40
101-685-00000-719-0000	UNEMPLOYMENT INSURANCE	0	0	0	185	75	490	490	490
101-685-00000-720-0000	DISABILITY INSURANCE	0	9	112	90	75	60	60	60
101-685-00000-721-0000	WORKERS COMP INSURANCE	0	0	220	140	410	105	105	105
101-685-00000-722-0000	RETIREMENT-MERS	0	0	2,560	1,810	1,765	1,615	1,615	1,615
101-685-00000-727-0000	OFFICE SUPPLIES	250	183	620	295	220	200	200	200
101-685-00000-728-0000	POSTAGE	405	378	645	750	750	800	800	800
101-685-00000-801-0000	PROFESSIONAL/CONTRACTUAL	0	0	0	125	25	125	125	125
101-685-00000-850-0000	COMMUNICATIONS	576	0	595	650	620	650	650	650
101-685-00000-860-0000	TRANSPORTATION	706	867	482	720	720	850	850	850
101-685-00000-900-0000	PRINTING & PUBLISHING	524	440	480	480	560	960	960	960
101-685-00000-940-0000	RENTAL	0	0	35	40	40	40	40	40
	TOTAL	31,708	30,103	43,356	48,200	44,560	41,470	41,470	41,445
	SALARIES	27,906	26,033	26,428	33,510	31,285	28,655	28,655	28,655
	FRINGES	1,341	2,202	14,071	11,630	10,340	9,190	9,190	9,165
	OTHER CHARGES & SERVICES	2,461	1,868	2,857	3,060	2,935	3,625	3,625	3,625
	CAPITAL OUTLAY	0	0	0	0	0	0	0	0
	OTHER EXPENDITURES	0	0	0	0	0	0	0	0
	OPERATING TRANSFERS OUT	0	0	0	0	0	0	0	0
	TOTAL	31,708	30,103	43,356	48,200	44,560	41,470	41,470	41,445

801-Flu shots for Senior's staff.

DEPARTMENTAL FACT SHEET
2008-09 FISCAL YEAR

Existing _X_ New _____

DEPARTMENT & ACTIVITY SOCIAL SERVICES - County Allocation **Account No.** 101-687*

I. FUNCTION:

Through purchase of service contract to provide Information & Referral, Outreach, Health Screening, Education & Financial Management, Case Coordination and Support, and Homemaking services.

II. REVENUE APPLICABLE TO THIS ACCOUNT:

Allocation Grant $ 190,468

III. AUTHORIZED POSITIONS:

1	Assistant Director	36,660
1	Social Work Coord	32,880
1	Social Worker	32,150
1	Social Worker	32,841
1	Center Aide (pt)	7,818
1	Center Aide (pt)	3,840
5	Homemakers (1632 hrs)	21,206

IV. PROGRAM STATISTICS - Prior Three Fiscal Years:

2007
Information & Referral, 219 seniors received 1057 hours of service.
Outreach, 199 seniors received 1007.50 hours of service.
Health Related, 234 seniors received 646 hours of service/program.
Financial Management, 112 seniors received 1143.25 hours of service.
Case Coordination & Support: 145 seniors received 1445 hours of service.
Homemaking, 73 clients received 1048.25 hours of service

2006
Information & Referral, 290 seniors received 1500 hours of service.
Outreach, 265 seniors received 745 hours of service.
Health Related, 170 seniors received 900 hours of service/program.
Financial Management, 255 seniors received 600 hours of service.
Case Coordination & Support: 160 seniors received 1915 hours of service.
Homemaking, 34 clients received 1632 hours of service
* 687 (Allocation Services) has been adjusted to include 688 (Rural Services) for FY2007 contract

2005
Information & Referral, 317 seniors received 2030 hours of service.
Outreach, 152 seniors received 351.25 hours of service.
Health Related, 334 seniors received 849 hours of service/program.
Financial Management, 157 seniors received 306.5 hours of service.
Case Coordination & Support: 106 seniors received 1132 hours of service.
Homemaking, 66 clients received 537.50 hours of service.

CITY OF MARQUETTE
EXPENDITURES
2008-2009 FISCAL YEAR

COMPONENT OF SOCIAL SERVICES EXPENDITURES

ACCOUNT NUMBER	687 MCCOA-SENIORS EXPENDITURES	2004-2005 ACTUAL	2005-2006 ACTUAL	2006-2007 ACTUAL	2007-08 BUDGET	2007-08 YEAR END ESTIMATED	2008-09 DEPT HEAD REQUEST	2008-09 MANAGER RECOMM.	2008-09 COMMISSION APPROVED
101-687-00000-702-0000	SALARIES & WAGES	96,324	116,073	134,089	151,050	149,310	167,400	167,400	190,190
101-687-00000-715-0000	LONGEVITY	0	0	598	650	685	685	685	760
101-687-00000-716-0000	SOCIAL SECURITY	817	727	10,240	11,605	11,425	12,860	12,860	14,610
101-687-00000-717-0000	HEALTH INSURANCE	0	4,840	53,094	61,695	64,620	71,740	71,740	74,740
101-687-00000-718-0000	LIFE INSURANCE	0	0	238	320	325	320	320	390
101-687-00000-719-0000	UNEMPLOYMENT INSURANCE	0	0	0	805	1,215	1,085	1,085	1,130
101-687-00000-720-0000	DISABILITY INSURANCE	0	40	545	400	655	720	720	725
101-687-00000-721-0000	WORKERS COMP INSURANCE	0	0	940	550	690	585	585	670
101-687-00000-722-0000	RETIREMENT-MERS	0	0	10,844	19,000	18,660	21,380	21,380	21,380
101-687-00000-724-0000	RETIREMENT-ICMA	0	0	0	0	0	0	0	0
101-687-00000-727-0000	OFFICE SUPPLIES	552	922	2,587	1,300	400	750	750	750
101-687-00000-728-0000	POSTAGE	1,347	1,310	1,243	1,410	1,400	1,450	1,450	1,450
101-687-00000-801-0000	PROFESSIONAL & CONTRACTUAL	0	0	905	850	650	800	800	800
101-687-00000-850-0000	COMMUNICATIONS	696	0	2,055	2,190	2,600	2,600	2,600	2,600
101-687-00000-860-0000	TRANSPORTATION	1,085	1,343	1,102	1,110	1,100	1,250	1,250	1,250
101-687-00000-900-0000	PRINTING & PUBLISHING	1,311	1,103	1,740	1,240	1,375	2,770	2,770	2,770
101-687-00000-940-0000	RENTAL	0	0	229	165	165	165	165	165
	TOTAL	**102,132**	**126,358**	**220,449**	**254,340**	**255,275**	**286,560**	**286,560**	**314,380**
	SALARIES	96,324	116,073	134,089	151,050	149,310	167,400	167,400	190,190
	FRINGES	817	5,607	76,499	95,025	98,275	109,375	109,375	114,405
	OTHER CHARGES & SERVICES	4,991	4,678	9,861	8,265	7,690	9,785	9,785	9,785
	CAPITAL OUTLAY	0	0	0	0	0	0	0	0
	OTHER EXPENDITURES	0	0	0	0	0	0	0	0
	OPERATING TRANSFERS OUT	0	0	0	0	0	0	0	0
	TOTAL	**102,132**	**126,358**	**220,449**	**254,340**	**255,275**	**286,560**	**286,560**	**314,380**

This page intentionally left blank.

CITY OF MARQUETTE
EXPENDITURES
2008-2009 FISCAL YEAR

SUMMARY

ACCOUNT NUMBER	PARKS & RECREATION ADMINISTRATION EXPENDITURES	2004-2005 ACTUAL	2005-2006 ACTUAL	2006-2007 ACTUAL	2007-08 BUDGET	2007-08 YEAR END ESTIMATED	2008-09 DEPT HEAD REQUEST	2008-09 MANAGER RECOMM.	2008-09 COMMISSION APPROVED
101-XXX-00000-702-0000	SALARIES & WAGES	187,213	192,338	192,166	208,325	189,700	190,315	190,315	190,315
101-XXX-00000-703-0000	ACCRUED LEAVE RESERVE	733	0	0	0	0	0	0	0
101-XXX-00000-715-0000	LONGEVITY	705	1,172	705	705	705	735	735	735
101-XXX-00000-716-0000	SOCIAL SECURITY	14,486	15,645	14,647	16,655	14,515	14,620	14,620	14,620
101-XXX-00000-717-0000	HEALTH INSURANCE	32,818	25,616	31,748	33,715	32,600	36,455	36,455	35,145
101-XXX-00000-718-0000	LIFE INSURANCE	230	242	246	305	280	305	305	305
101-XXX-00000-719-0000	UNEMPLOYMENT INSURANCE	1,274	1,098	536	475	825	1,435	1,435	1,435
101-XXX-00000-720-0000	DISABILITY INSURANCE	380	687	661	725	705	745	745	245
101-XXX-00000-721-0000	WORKERS COMP	800	1,044	1,654	2,030	1,800	2,055	2,055	2,055
101-XXX-00000-722-0000	RETIREMENT-MERS	3,747	5,202	3,823	5,455	5,765	5,530	5,530	5,530
101-XXX-00000-724-0000	RETIREMENT-ICMA	7,194	7,833	7,747	8,770	8,345	9,215	9,215	9,215
101-XXX-00000-727-0000	OFFICE SUPPLIES	6,314	2,856	2,909	4,200	3,000	3,000	3,000	3,000
101-XXX-00000-730-0000	COST OF SALES	6,068	5,737	6,454	5,500	6,000	6,000	6,000	6,000
101-XXX-00000-740-0000	OPERATING SUPPLIES	5,588	6,705	7,033	6,000	6,500	6,500	6,500	6,500
101-XXX-00000-775-0000	REPAIR & MAINT SUPPLIES	1,076	270	8,629	1,200	1,500	1,450	1,450	1,450
101-XXX-00000-801-0000	PROFESSIONAL & CONTRACTUAL	133,681	80,458	84,531	18,000	20,500	18,000	18,000	4,000
101-XXX-00000-850-0000	COMMUNICATIONS	3,565	4,046	3,693	3,750	3,500	3,500	3,500	3,500
101-XXX-00000-860-0000	TRANSPORTATION	1,779	1,848	1,257	2,900	2,150	2,000	2,000	2,000
101-XXX-00000-900-0000	PRINTING & PUBLISHING	3,900	4,418	3,211	4,000	4,000	4,000	4,000	4,000
101-XXX-00000-910-0000	PROPERTY INSURANCE	0	0	0	15	10	15	15	15
101-XXX-00000-920-0000	POWER	6,521	6,734	6,739	6,750	6,800	6,800	6,800	6,800
101-XXX-00000-921-0000	NATURAL GAS	1,585	1,700	1,825	2,500	2,500	2,500	2,500	2,500
101-XXX-00000-922-0000	WATER	3,213	3,865	4,242	3,800	6,200	3,950	3,950	3,950
101-XXX-00000-930-0000	REPAIR & MAINTENANCE	320	340	360	350	350	350	350	350
101-XXX-00000-940-0000	RENTAL	119	280	395	500	100	0	0	0
101-XXX-00000-943-0000	RENTAL - BLDGS/OFFICES	4,040	4,040	4,040	4,040	4,040	4,040	4,040	4,040
101-XXX-00000-945-0000	VEHICLE RENTAL	4,938	4,887	5,000	5,000	5,000	5,000	5,000	5,000
101-XXX-00000-959-0000	CONTRIBUTIONS	10,000	0	0	0	0	0	0	0
101-XXX-00000-972-0000	CAPITAL OUTLAY-LAND IMPROVEMENT	0	0	64,500	12,500	12,500	0	0	0
101-XXX-79213-972-0000	CAPITAL OUTLAY-SOCCER FIELDS	0	0	21,525	685,000	181,300	695,000	0	0
101-XXX-00000-975-0000	CAPITAL OUTLAY-BUILDINGS	0	0	0	397,500	0	65,000	0	0
101-XXX-00000-976-0000	CAPITAL OUTLAY-BLDG IMPROVEMENT	0	0	0	65,000	0	65,000	0	0
	TOTAL	**442,287**	**379,061**	**480,276**	**1,505,665**	**521,190**	**1,603,515**	**328,515**	**312,705**
	SALARIES	187,946	192,338	192,166	208,325	189,700	190,315	190,315	190,315
	FRINGES	61,634	58,539	61,767	68,835	65,540	71,095	71,095	69,285
	OTHER CHARGES & SERVICES	192,707	128,184	140,318	68,505	72,150	67,105	67,105	53,105
	CAPITAL OUTLAY	0	0	86,025	1,160,000	193,800	1,275,000	0	0
	OTHER EXPENDITURES	0	0	0	0	0	0	0	0
	OPERATING TRANSFERS OUT	0	0	0	0	0	0	0	0
	OTHER EXPENDITURES	0	0	0	0	0	0	0	0
	TOTAL	**442,287**	**379,061**	**480,276**	**1,505,665**	**521,190**	**1,603,515**	**328,515**	**312,705**

Includes departments 751 Parks & Rec Administration, 777 Swimming Areas, and 785 Tourist Park.

DEPARTMENTAL FACT SHEET
2008-2009 FISCAL YEAR

Existing X New_____

DEPARTMENT & ACTIVITY Parks and Recreation-Administrative **Account No.** 101-751

I. FUNCTION:

The Department of Parks & Recreation is responsible for the planning, development, management and operation of all parks and recreation facilities as well as all City sponsored and co-sponsored recreation programs.

II. REVENUE APPLICABLE TO THIS ACCOUNT:

A.	Fees	$21,000
B.	Ballfields	$ 7,000
C.	Ski Trail Revenue	$ 500
D.	Soccer Field Use	$ 5,500
E.	Rent	$ 7,500
F.	Reimbursement	$ 1,200
G.	Other	$ 5,000
	Total	$47,700

III. AUTHORIZED POSITIONS:

1	Director	$ 67,151
1	Secretary	34,669
	Total	$101,720

IV. PROGRAM STATISTICS

None

CITY OF MARQUETTE
EXPENDITURES
2008-2009 FISCAL YEAR

COMPONENT OF
PARKS & RECREATION

ACCOUNT NUMBER	751 PARKS & RECREATION ADMINISTRATION EXPENDITURES	2004-2005 ACTUAL	2005-2006 ACTUAL	2006-2007 ACTUAL	2007-08 BUDGET	2007-08 YEAR END ESTIMATED	2008-09 DEPT HEAD REQUEST	2008-09 MANAGER RECOMM.	2008-09 COMMISSION APPROVED
101-751-00000-702-0000	SALARIES & WAGES	89,146	90,907	91,958	102,410	99,445	105,110	105,110	105,110
101-751-00000-703-0000	ACCRUED LEAVE RESERVE	733	0	0	0	0	0	0	0
101-751-00000-715-0000	LONGEVITY	705	1,172	705	705	705	735	735	735
101-751-00000-716-0000	SOCIAL SECURITY	6,986	7,761	6,994	8,550	7,610	8,100	8,100	8,100
101-751-00000-717-0000	HEALTH INSURANCE	32,818	25,616	31,748	33,715	32,600	36,455	36,455	35,145
101-751-00000-718-0000	LIFE INSURANCE	230	242	246	305	280	305	305	305
101-751-00000-719-0000	UNEMPLOYMENT INSURANCE	170	109	101	100	295	295	295	295
101-751-00000-720-0000	DISABILITY INSURANCE	380	687	661	725	705	745	745	245
101-751-00000-721-0000	WORKERS COMP INSURANCE	292	432	472	390	335	380	380	380
101-751-00000-722-0000	RETIREMENT-MERS	3,747	5,202	3,823	5,455	5,765	5,530	5,530	5,530
101-751-00000-724-0000	RETIREMENT-ICMA	7,194	7,833	7,747	8,770	8,345	9,215	9,215	9,215
101-751-00000-727-0000	OFFICE SUPPLIES	6,250	2,626	2,909	3,700	2,500	2,500	2,500	2,500
101-751-00000-801-0000	PROFESSIONAL & CONTRACTUAL	131,610	78,062	81,759	15,000	17,500	15,000	15,000	1,000
101-751-00000-850-0000	COMMUNICATIONS	1,927	2,378	2,274	2,000	2,000	2,000	2,000	2,000
101-751-00000-860-0000	TRANSPORTATION	1,526	1,585	402	2,000	1,000	1,000	1,000	1,000
101-751-00000-900-0000	PRINTING & PUBLISHING	877	3,827	1,091	1,500	1,500	1,500	1,500	1,500
101-751-00000-930-0000	REPAIR & MAINTENANCE	320	340	360	350	350	350	350	350
101-751-00000-940-0000	RENTAL	119	280	255	250	100	0	0	0
101-751-00000-943-0000	RENTAL - BLDGS/OFFICES	4,040	4,040	4,040	4,040	4,040	4,040	4,040	4,040
101-751-00000-945-0000	VEHICLE RENTAL	2,938	2,887	3,000	3,000	3,000	3,000	3,000	3,000
101-751-00000-959-0000	CONTRIBUTIONS	10,000	0	0	0	0	0	0	0
101-751-00000-972-0000	CAPITAL OUTLAY-LAND IMPROVEMENTS	0	0	21,525	685,000	181,300	695,000	0	0
101-751-00000-975-0000	CAPITAL OUTLAY-BUILDINGS	0	0	0	397,500	0	0	0	0
101-751-00000-976-0000	CAPITAL OUTLAY-BLDG IMPROVEMENTS	0	0	0	65,000	0	65,000	0	0
101-751-00000-977-0000	CAPITAL OUTLAY-EQUIPMENT	0	0	0	0	0	0	0	0
	TOTAL	302,008	235,986	262,070	1,340,465	369,375	956,260	196,260	180,450
	SALARIES	89,879	90,907	91,958	102,410	99,445	105,110	105,110	105,110
	FRINGES	52,522	49,054	52,497	58,715	56,640	61,760	61,760	59,950
	OTHER CHARGES & SERVICES	159,607	96,025	96,090	31,840	31,990	29,390	29,390	15,390
	CAPITAL OUTLAY	0	0	21,525	1,147,500	181,300	760,000	0	0
	OTHER EXPENDITURES	0	0	0	0	0	0	0	0
	OPERATING TRANSFERS OUT	0	0	0	0	0	0	0	0
	OTHER EXPENDITURES	0	0	0	0	0	0	0	0
	TOTAL	302,008	235,986	262,070	1,340,465	369,375	956,260	196,260	180,450

801-Contractual reflects YMCA contract for Skateboard Park.
959-Contributions reflect Children's Museum and 818 Media at $5,000 each.

DEPARTMENTAL FACT SHEET
2008-2009 FISCAL YEAR

Existing X New _____

DEPARTMENT & ACTIVITY Swimming and Bathing Beaches **Account No.** 101-777

I. FUNCTION:

Provide and maintain safe bathing and swimming areas for residents and guests in Marquette. Three areas have been staffed in the past, South Beach, McCarty's Cove and Tourist Park. The Tourist Park Beach was eliminated due to flooding in 2003.

II. REVENUE APPLICABLE TO THIS ACCOUNT:

-None-

III. AUTHORIZED POSITIONS:

10	Lifeguards @ $8.09 - $10.28/hour	$26,777
1	Head Lifeguard @ $13.36/hour	$ 8,549
	Full time and seasonal maintenance staff as needed	$ 2,500

IV. PROGRAMS STATISTICS 2007

	Attn	Days Open	Avg Attn.	Avg Air Temp	Avg Water Temp
McCarty's Cove	14,438	86	180	73.7	63.3
South Beach	15,119	85	189	76.3	64.6

PROGRAMS STATISTICS 2006

	Attn	Days Open	Avg Attn.	Avg Air Temp	Avg Water Temp
McCarty's Cove	14,850	89	167	73.65	63.73
South Beach	19,531	89	219	73.50	66.47

PROGRAM STATISTICS 2005

	Attn.	Days Open	Avg Attn.	Avg Air Temp	Avg Water Temp
McCarty's Cove	17,436	82	213	75.2	59.2
South Beach	24,062	86	280	71.9	64.0

CITY OF MARQUETTE
EXPENDITURES
2008-2009 FISCAL YEAR

COMPONENT OF
PARKS & RECREATION

ACCOUNT NUMBER	777 SWIMMING AREAS EXPENDITURES	2004-2005 ACTUAL	2005-2006 ACTUAL	2006-2007 ACTUAL	2007-08 BUDGET	2007-08 YEAR END ESTIMATED	2008-09 DEPT HEAD REQUEST	2008-09 MANAGER RECOMM.	2008-09 COMMISSION APPROVED
101-777-00000-702-0000	SALARIES & WAGES	31,535	39,266	38,363	58,740	46,830	35,325	35,325	35,325
101-777-00000-716-0000	SOCIAL SECURITY	2,412	3,130	2,934	4,495	3,585	2,705	2,705	2,705
101-777-00000-719-0000	UNEMPLOYMENT INSURANCE	600	403	187	170	265	530	530	530
101-777-00000-721-0000	WORKERS COMP INSURANCE	508	612	640	620	610	610	610	610
101-777-00000-740-0000	OPERATING SUPPLIES	1,490	1,249	2,278	1,000	1,000	1,000	1,000	1,000
101-777-00000-775-0000	REPAIR & MAINT SUPPLIES	(14)	0	621	200	250	200	200	200
101-777-00000-801-0000	PROFESSIONAL & CONTRACTUAL	150	150	502	500	500	500	500	500
101-777-00000-850-0000	COMMUNICATIONS	941	412	289	750	500	500	500	500
101-777-00000-860-0000	TRANSPORTATION	253	164	0	400	650	500	500	500
101-777-00000-920-0000	POWER	264	279	412	250	300	300	300	300
101-777-00000-922-0000	WATER	294	225	830	300	450	450	450	450
	TOTAL	38,433	45,890	47,056	67,425	54,940	42,620	42,620	42,620
	SALARIES	31,535	39,266	38,363	58,740	46,830	35,325	35,325	35,325
	FRINGES	3,520	4,145	3,761	5,285	4,460	3,845	3,845	3,845
	OTHER CHARGES & SERVICES	3,378	2,479	4,932	3,400	3,650	3,450	3,450	3,450
	CAPITAL OUTLAY	0	0	0	0	0	0	0	0
	OTHER EXPENDITURES	0	0	0	0	0	0	0	0
	OPERATING TRANSFERS OUT	0	0	0	0	0	0	0	0
	OTHER EXPENDITURES	0	0	0	0	0	0	0	0
	TOTAL	38,433	45,890	47,056	67,425	54,940	42,620	42,620	42,620

801-CPR training for lifeguards.

DEPARTMENTAL FACT SHEET
2008-2009 FISCAL YEAR

Existing X New _____

DEPARTMENT & ACTIVITY Tourist Park **Account No.** 101-785

I. FUNCTION:

Maintain a quality camping facility for tourists and residents, including 110 campsites, two shower/washroom buildings and office building.

II. REVENUE APPLICABLE TO THIS ACCOUNT:

A.	Camper user fees	$120,000
B.	Concession & Misc. revenues	$ 10,000
		$147,000

III. AUTHORIZED POSITIONS:

8	Campground Attendants @ $7.15	$31,452
1	Campground Manager @ $14.20/hr	$17,044
	Parks maintenance staff-FT	$ 4,100
	Parks maintenance staff-PT	$ 2,400
	Other maintenance-FT	$ 1,000
	Total	$55,996

IV. PROGRAM STATISTICS;

	2007	2006	2005
Total Campers	9,308	10,202	9,243
Camping Revenue	$114,153	$140,576	$120,404
Concession Revenue	$ 7,593	$ 7,243	$ 6,765
Reservation Fee	$ 2,532	$ 6,800	$ 4,612
Camper units served	4,082	4,360	6,113
Camper nights	21,595	23,873	21,721
Avg person/unit	2.28	2.34	2.35
Avg camper nights	2.32	2.34	2.34
Camping Days Open	156	156	156

CITY OF MARQUETTE
EXPENDITURES
2008-2009 FISCAL YEAR

COMPONENT OF
PARKS & RECREATION

ACCOUNT NUMBER	785 TOURIST PARK EXPENDITURES	2004-2005 ACTUAL	2005-2006 ACTUAL	2006-2007 ACTUAL	2007-08 BUDGET	2007-08 YEAR END ESTIMATED	2008-09 DEPT HEAD REQUEST	2008-09 MANAGER RECOMM.	2008-09 COMMISSION APPROVED
101-785-00000-702-0000	SALARIES & WAGES	66,532	62,165	61,845	47,175	43,425	49,880	49,880	49,880
101-785-00000-716-0000	SOCIAL SECURITY	5,088	4,754	4,719	3,610	3,320	3,815	3,815	3,815
101-785-00000-719-0000	UNEMPLOYMENT INSURANCE	504	586	248	205	265	610	610	610
101-785-00000-721-0000	WORKERS COMP	0	0	542	1,020	855	1,065	1,065	1,065
101-785-00000-727-0000	OFFICE SUPPLIES	64	230	0	500	500	500	500	500
101-785-00000-730-0000	COST OF SALES	6,068	5,737	6,454	5,500	6,000	6,000	6,000	6,000
101-785-00000-740-0000	OPERATING SUPPLIES	4,098	5,456	4,755	5,000	5,500	5,500	5,500	5,500
101-785-00000-775-0000	REPAIR & MAINT SUPPLIES	1,090	270	8,008	1,000	1,250	1,250	1,250	1,250
101-785-00000-801-0000	PROFESSIONAL & CONTRACTUAL	1,921	2,246	2,270	2,500	2,500	2,500	2,500	2,500
101-785-00000-850-0000	COMMUNICATIONS	697	1,256	1,130	1,000	1,000	1,000	1,000	1,000
101-785-00000-860-0000	TRANSPORTATION	0	99	855	500	500	500	500	500
101-785-00000-900-0000	PRINTING & PUBLISHING	3,023	591	2,120	2,500	2,500	2,500	2,500	2,500
101-785-00000-910-0000	PROPERTY INSURANCE	0	0	0	15	10	15	15	15
101-785-00000-920-0000	POWER	6,257	6,455	6,327	6,500	6,500	6,500	6,500	6,500
101-785-00000-921-0000	NATURAL GAS	1,585	1,700	1,825	2,500	2,500	2,500	2,500	2,500
101-785-00000-922-0000	WATER	2,919	3,640	3,412	3,500	5,750	3,500	3,500	3,500
101-785-00000-940-0000	RENTAL	0	0	140	250	0	0	0	0
101-785-00000-945-0000	VEHICLE RENTAL-To Arena	2,000	2,000	2,000	2,000	2,000	2,000	2,000	2,000
101-785-00000-972-0000	CAPITAL OUTLAY-LAND IMPROVEMENT	0	0	64,500	12,500	12,500	0	0	0
101-785-00000-975-0000	CAPITAL OUTLAY-BUILDINGS	0	0	0	0	0	65,000	0	0
101-785-00000-976-0000	CAPITAL OUTLAY-BUILDING IMP	0	0	0	0	0	450,000	0	0
	TOTAL	101,846	97,185	171,150	97,775	96,875	604,635	89,635	89,635
	SALARIES	66,532	62,165	61,845	47,175	43,425	49,880	49,880	49,880
	FRINGES	5,592	5,340	5,509	4,835	4,440	5,490	5,490	5,490
	OTHER CHARGES & SERVICES	29,722	29,680	39,296	33,265	36,510	34,265	34,265	34,265
	CAPITAL OUTLAY	0	0	64,500	12,500	12,500	515,000	0	0
	OTHER EXPENDITURES	0	0	0	0	0	0	0	0
	OPERATING TRANSFERS OUT	0	0	0	0	0	0	0	0
	OTHER EXPENDITURES	0	0	0	0	0	0	0	0
	TOTAL	101,846	97,185	171,150	97,775	96,875	604,635	89,635	89,635

775-Maintenance: repairs to restrooms for FY 07.

This page intentionally left blank.

DEPARTMENTAL FACT SHEET
2008-2009 FISCAL YEAR

Existing X New _____

DEPARTMENT & ACTIVITY Information Systems **Account No.** 101.228

I. FUNCTION:

Evaluate, coordinate, implement, and support the use of technology within the organization. Encourage uniformity in City business processes and services. Install, administer and support data and voice services. Ensure the integrity of business processes through administration of security and backup/recovery operations. Coordinate all computer and telecommunications related operations. Administer the Cable Television franchise. Lead continued implementation of City "e-government" systems.

II. REVENUE APPLICABLE TO THIS ACCOUNT:

	2004	2005	2006	2007
Cable TV franchise fee:	$181,495	$180,000	$206,264	$217,629
			Total	$ 217,654

III. AUTHORIZED POSITIONS:

1	Information Systems Director	$70,539
1	Assistant IS Director	$47,577
1	Network Specialist	$36,171
1	Help Desk Specialist	$31,408

V. PROGRAM STATISTICS;

	2005	2007	2007
- Broadcast City Commission meetings	24	24	24
- Announcements on channel 11	151	158	155

CITY OF MARQUETTE
EXPENDITURES
2008-2009 FISCAL YEAR

ACCOUNT NUMBER	228 INFORMATION SYSTEMS EXPENDITURES	2004-2005 ACTUAL	2005-2006 ACTUAL	2006-2007 ACTUAL	2007-08 BUDGET	2007-08 YEAR END ESTIMATED	2008-09 DEPT HEAD REQUEST	2008-09 MANAGER RECOMM.	2008-09 COMMISSION APPROVED
101-228-00000-702-0000	SALARIES & WAGES	135,180	134,107	142,218	184,585	180,510	192,105	192,105	192,105
101-228-00000-703-0000	ACCRUED LEAVE RESERVE	3,183	0	25,000	0	0	0	0	0
101-228-00000-715-0000	LONGEVITY	765	365	675	675	675	675	675	675
101-228-00000-716-0000	SOCIAL SECURITY	10,499	8,237	10,885	14,175	13,810	14,750	14,750	14,750
101-228-00000-717-0000	HEALTH INSURANCE	25,199	21,833	38,524	51,800	50,620	54,090	54,090	48,570
101-228-00000-718-0000	LIFE INSURANCE	328	267	273	515	485	515	515	515
101-228-00000-719-0000	UNEMPLOYMENT INSURANCE	258	114	228	200	590	590	590	590
101-228-00000-720-0000	DISABILITY INSURANCE	422	475	759	1,020	985	1,060	1,060	225
101-228-00000-721-0000	WORKERS COMP INSURANCE	664	808	400	705	675	695	695	695
101-228-00000-722-0000	RETIREMENT-MERS	22,914	25,372	28,899	36,190	33,840	47,535	47,535	47,535
101-228-00000-724-0000	RETIREMENT-ICMA	0	0	2,237	4,075	3,920	4,285	4,285	4,285
101-228-00000-727-0000	OFFICE SUPPLIES	437	150	115	600	500	500	500	500
101-228-00000-740-0000	OPERATING SUPPLIES	10,818	23,828	15,153	39,700	46,800	16,000	16,000	16,000
101-228-00000-743-0000	COMPUTER PROGRAMS	0	0	0	2,500	2,500	11,250	4,500	4,500
101-228-00000-801-0000	PROFESSIONAL & CONTRACTUAL	0	15,300	7,500	6,000	4,500	5,000	5,000	5,000
101-228-00000-850-0000	COMMUNICATIONS	25,309	23,483	15,932	29,500	29,000	28,000	28,000	28,000
101-228-00000-860-0000	TRANSPORTATION	320	1,367	0	1,000	500	1,000	1,000	1,000
101-228-00000-865-0000	CONFERENCES/SEMINARS	2,095	0	0	1,000	800	1,000	1,000	1,000
101-228-00000-910-0000	PROPERTY INSURANCE	0	0	0	975	975	1,000	1,000	1,000
101-228-00000-930-0000	REPAIR & MAINTENANCE	78,230	76,205	85,580	83,500	91,000	98,000	98,000	98,000
101-228-00000-940-0000	RENTAL	(1,257)	20	144	53,500	25,000	51,500	51,500	51,500
101-228-00000-978-0000	CAPITAL OUTLAY-COMPUTERS	169,998	40,668	0	22,500	22,500	61,000	14,000	10,000
101-228-00000-979-0000	CAPITAL OUTLAY-SOFTWARE	7,000	3,000	8,144	72,000	72,000	100,000	0	0
	TOTAL	492,362	375,619	382,766	606,715	582,185	690,550	536,800	526,445
	SALARIES	138,363	134,107	167,218	184,585	180,510	192,105	192,105	192,105
	FRINGES	81,049	57,471	82,980	109,355	105,600	124,195	124,195	117,840
	OTHER CHARGES & SERVICES	115,952	140,373	124,424	218,275	201,575	213,250	206,500	206,500
	CAPITAL OUTLAY	176,998	43,668	8,144	94,500	94,500	161,000	14,000	10,000
	OTHER EXPENDITURES	0	0	0	0	0	0	0	0
	OPERATING TRANSFERS OUT	0	0	0	0	0	0	0	0
	TOTAL	492,362	375,619	382,766	606,715	582,185	690,550	536,800	526,445

850: Communications:
- Cell Phones - $10,000
- ATT - Lines In - $8,400
- Internet - $ 8,720
- Other - $880

930: Software Maintenance:
- Charter - $5,500
- GEMS - $48,000
- BS&A - $7,500
- Parking Ticket System - $8,000
- OS,Anti-Virus,Anti-Spyware - $10,000
- Auto Cad- $6,500
- Police Crime Star - $3,500
- Miscellaneous - $9,000

940: Rental:
- Phone System - $48,000
- BLP Pole Rental - $3,500

DEPARTMENTAL FACT SHEET
2008–2009 FISCAL YEAR

Existing _X_ New ___

DEPARTMENT & ACTIVITY – City Hall ___ **Account No.** 101-265

I. FUNCTION:

Houses offices for City officials and the following departments: City Manager, Clerk, Assessing, Finance, Treasurer, Water Billing, Police Department, Information Systems, and Senior HDCP Center. Responsible for most indoor general maintenance, function set-up, and some outdoor chores including snow removal and gardening, in season.

II. REVENUE APPLICABLE TO THIS ACCOUNT:

A. Community Center & Gym Rentals $ 19,052

III. AUTHORIZED POSITIONS:

1	Custodian	$ 28,392

IV. PROGRAM STATISTICS Prior Three Fiscal Years:

City Hall is open 7:00 am – 5:00 pm each working day of the year, plus most weekday evenings for assorted meetings to 11:00 pm or later. Police Department is open 24 hours every day. In excess of 600 meetings are held in the chambers, conference rooms, and several offices requiring set-up. Building cleaning and minor maintenance are the primary functions.

	05-06	06-07	07-08
Open Gym – Noon	249	249	249
Senior Usage	416	416	416
Meeting Room Use Days	249	249	249
Gym Rentals	410	413	376

CITY OF MARQUETTE
EXPENDITURES
2008-2009 FISCAL YEAR

ACCOUNT NUMBER	265 CITY HALL EXPENDITURES	2004-2005 ACTUAL	2005-2006 ACTUAL	8221 ACTUAL	2007-08 BUDGET	2007-08 YEAR END ESTIMATED	2008-09 DEPT HEAD REQUEST	2008-09 MANAGER RECOMM.	2008-09 COMMISSION APPROVED
101-265-00000-702-0000	SALARIES & WAGES	47,528	55,665	59,767	58,190	62,000	62,000	62,000	62,000
101-265-00000-703-0000	ACCRUED LEAVE RESERVE	(146)	0	3,000	0	0	0	0	0
101-265-00000-715-0000	LONGEVITY	340	340	370	370	370	370	370	370
101-265-00000-716-0000	SOCIAL SECURITY	3,224	4,264	4,578	4,480	4,770	4,770	4,770	4,770
101-265-00000-717-0000	HEALTH INSURANCE	5,565	6,010	5,881	6,705	6,485	7,220	7,220	7,175
101-265-00000-718-0000	LIFE INSURANCE	81	83	83	95	90	95	95	95
101-265-00000-719-0000	UNEMPLOYMENT INSURANCE	64	75	50	50	150	145	145	145
101-265-00000-720-0000	DISABILITY INSURANCE	0	217	197	200	205	205	205	205
101-265-00000-721-0000	WORKERS COMP INSURANCE	4,176	1,516	844	1,775	800	870	870	870
101-265-00000-722-0000	RETIREMENT-MERS	3,109	3,326	3,248	9,085	5,070	4,850	4,850	4,850
101-265-00000-740-0000	OPERATING SUPPLIES	5,154	3,758	4,894	8,000	8,000	18,000	18,000	18,000
101-265-00000-775-0000	REPAIR & MAINT SUPPLIES	2,518	9,171	8,222	16,400	16,000	16,000	16,000	16,000
101-265-00000-801-0000	PROFESSIONAL & CONTRACTUAL	25,407	22,308	24,172	26,000	26,000	26,000	26,000	26,000
101-265-00000-810-0000	HEALTH & SAFETY	0	0	0	800	800	800	800	800
101-265-00000-850-0000	COMMUNICATIONS	682	826	510	650	0	0	0	0
101-265-00000-910-0000	PROPERTY INSURANCE	0	0	0	5,885	5,400	5,725	5,725	5,725
101-265-00000-920-0000	POWER	21,141	20,462	24,064	28,000	28,000	30,000	30,000	30,000
101-265-00000-921-0000	NATURAL GAS	29,792	37,825	28,622	40,000	34,000	36,000	36,000	36,000
101-265-00000-922-0000	WATER	2,681	3,281	3,341	4,400	4,400	4,600	4,600	4,600
101-265-00000-945-0000	VEHICLE RENTAL	0	0	0	0	0	0	0	0
101-265-00000-972-0000	CAPITAL OUTLAY-LAND IMP	0	0	0	0	0	15,500	0	0
101-265-00000-976-0000	CAPITAL OUTLAY-BUILDING IMP	59,748	1,900	92,170	126,500	126,500	142,500	0	0
101-265-00000-977-0000	CAPITAL OUTLAY-EQUIPMENT	0	0	0	0	0	0	0	0
	TOTAL	**211,064**	**171,027**	**264,013**	**337,585**	**329,040**	**375,650**	**217,650**	**217,605**
	SALARIES	47,382	55,665	62,767	58,190	62,000	62,000	62,000	62,000
	FRINGES	16,559	15,831	15,251	22,760	17,940	18,525	18,525	18,480
	OTHER CHARGES & SERVICES	87,375	97,631	93,825	130,135	122,600	137,125	137,125	137,125
	CAPITAL OUTLAY	59,748	1,900	92,170	126,500	126,500	158,000	0	0
	OTHER EXPENDITURES	0	0	0	0	0	0	0	0
	OPERATING TRANSFERS OUT	0	0	0	0	0	0	0	0
	TOTAL	**211,064**	**171,027**	**264,013**	**337,585**	**329,040**	**375,650**	**217,650**	**217,605**

740 - Operating Supplies includes $10,000 for Commission Chamber dias renovation.

DEPARTMENTAL FACT SHEET
2008 - 2009 FISCAL YEAR

Existing _X_ New _____

DEPARTMENT & ACTIVITY Cemetery **Account No.** 101-276

I. **FUNCTION** The Park Cemetery is charged with responsibility for plotting and sale of burial lots, on-site burial procedures, perpetual care of grave sites and general annual maintenance of the entire facility.

II. REVENUE APPLICABLE TO THIS ACCOUNT:

A.	Lot Sales	$ 20,975
B.	Grave Openings	$ 33,280
C.	Foundations	$ 3,689
D.	Perpetual Care	$ 22,700
E.	Flower Project	$ 109
	TOTAL:	$ 80,753

III. AUTHORIZED POSITIONS:

1	Cemetery Sexton	$ 44,512
4	Seasonal Laborers	$ 36,807

IV. PROGRAM STATISTICS Prior Three Fiscal Years:

YEAR	LOT SALES	BURIALS
2007	29	71
2006	49	70
2005	42	61

CITY OF MARQUETTE
EXPENDITURES
2008-2009 FISCAL YEAR

ACCOUNT NUMBER	276 PARK CEMETERY EXPENDITURES	2004-2005 ACTUAL	2005-2006 ACTUAL	2006-2007 ACTUAL	2007-08 BUDGET	2007-08 YEAR END ESTIMATED	2008-09 DEPT HEAD REQUEST	2008-09 MANAGER RECOMM.	2008-09 COMMISSION APPROVED
101-276-00000-702-0000	SALARIES & WAGES	70,661	78,974	80,599	89,000	89,000	92,000	92,000	92,000
101-276-00000-703-0000	ACCRUED LEAVE RESERVE	679	0	3,000	0	0	0	0	0
101-276-00000-714-0000	FRINGE BENEFITS	0	0	5,000	5,000	5,000	4,600	4,600	4,600
101-276-00000-715-0000	LONGEVITY	340	340	370	370	355	370	370	370
101-276-00000-716-0000	SOCIAL SECURITY	5,385	6,023	6,602	6,835	6,810	6,810	6,810	7,040
101-276-00000-717-0000	HEALTH INSURANCE	13,626	12,794	12,291	13,995	13,670	18,140	18,140	17,885
101-276-00000-718-0000	LIFE INSURANCE	82	83	83	95	90	95	95	95
101-276-00000-719-0000	UNEMPLOYMENT INSURANCE	460	311	164	250	300	735	735	735
101-276-00000-720-0000	DISABILITY INSURANCE	49	302	308	315	315	320	320	320
101-276-00000-721-0000	WORKERS COMP INSURANCE	1,808	2,096	1,952	2,420	1,910	2,380	2,380	2,380
101-276-00000-722-0000	RETIREMENT-MERS	4,550	4,196	5,744	5,025	3,445	7,875	7,875	7,875
101-276-00000-727-0000	OFFICE SUPPLIES	8	0	40	100	100	100	100	100
101-276-00000-740-0000	OPERATING SUPPLIES	3,486	2,409	3,917	2,700	2,700	2,700	2,700	2,700
101-276-00000-775-0000	REPAIR & MAINT SUPPLIES	5,349	2,108	3,464	3,000	3,000	3,000	3,000	3,000
101-276-00000-801-0000	PROFESSIONAL & CONTRACTUAL	4,194	1,242	961	1,200	1,200	1,200	1,200	1,200
101-276-00000-810-0000	HEALTH & SAFETY	0	0	0	200	200	200	200	200
101-276-00000-850-0000	COMMUNICATIONS	566	704	655	400	600	600	600	600
101-276-00000-900-0000	PRINTING & PUBLISHING	0	0	0	200	800	0	0	0
101-276-00000-910-0000	PROPERTY INSURANCE	0	0	0	265	245	250	250	250
101-276-00000-920-0000	POWER	1,174	1,121	528	900	750	900	900	900
101-276-00000-921-0000	NATURAL GAS	1,998	2,419	988	2,200	1,200	1,200	1,200	1,200
101-276-00000-922-0000	WATER	5,476	6,690	10,346	7,500	12,000	13,000	13,000	13,000
101-276-00000-945-0000	VEHICLE RENTAL	32,086	32,825	32,227	35,000	35,000	35,000	35,000	35,000
101-276-74032-972-0000	CAPITAL OUTLAY - LAND IMP	0	0	0	7,000	7,000	10,000	0	0
101-276-74077-976-0000	CAPITAL OUTLAY-BUILDING IMP	0	0	0	0	0	22,000	0	0
101-276-00000-977-0000	CAPITAL OUTLAY-EQUIPMENT	0	0	0	0	0	0	0	0
	TOTAL	151,977	154,637	169,239	183,970	185,690	223,475	191,475	191,450
	SALARIES	71,340	78,974	83,599	89,000	89,000	92,000	92,000	92,000
	FRINGES	26,300	26,145	32,514	34,305	31,895	41,325	41,325	41,300
	OTHER CHARGES & SERVICES	54,337	49,518	53,126	53,665	57,795	58,150	58,150	58,150
	CAPITAL OUTLAY	0	0	0	7,000	7,000	32,000	0	0
	OTHER EXPENDITURES	0	0	0	0	0	0	0	0
	OPERATING TRANSFERS OUT	0	0	0	0	0	0	0	0
	TOTAL	151,977	154,637	169,239	183,970	185,690	223,475	191,475	191,450

DEPARTMENTAL FACT SHEET
2008-2009 FISCAL YEAR

Existing X New _____

DEPARTMENT & ACTIVITY Police **Account No.** 101-301

I. FUNCTION:

Responsible for preservation of life and property and provide numerous public services to the community.

II. REVENUE APPLICABLE TO THIS ACCOUNT:

A. Police Report Copies	$ 7,500
B. Bicycle License	$ 100
C. Notary Services	$ 500
D. Clearance Letter	$ 25
E. 24 Hour Liquor License	$ 2,000
F. Witness Fees	$ 50
G. Preliminary Breath Tests	$ 5,000
H. Non-Sufficient Fund Checks	$ 1,000
I. City Auction	$ 2,000
J. False Alarms	$ 1,500
K. Animal Traps	$ 400
L. Animal Disposal/Private Traps	$ 200
M.Applicant Prints	$ 5,000
Total	$ 25,275

III. AUTHORIZED POSITIONS:

2007-08	2008-09	TITLE	PayBracket
1	1	Chief	$83,806
2	2	Captains	$65,517
3	3	Lieutenants	$52,541
4	4	Sergeants	$48672
2	3	Corporals	$46,051
20	19	Officers	$43,264
4	4	Clerks	$35,504
1	1	Support Officer	$31,470
1	1	Parking Enforcement Officer	$26,270
3	3	Crossing Guards	$16,570

IV. PROGRAM STATISTICS;

*Temporary Position: 1 Officer with the Upper Peninsula Substance Enforcement Team
ASSA Funds - $33,298.00 / Matching Funds $33,298.00 TOTAL: $66,596.00

CITY OF MARQUETTE
EXPENDITURES
2008-2009 FISCAL YEAR

ACCOUNT NUMBER	301 POLICE EXPENDITURES	2004-2005 ACTUAL	2005-2006 ACTUAL	2006-2007 ACTUAL	2007-08 BUDGET	2007-08 YEAR END ESTIMATED	2008-09 DEPT HEAD REQUEST	2008-09 MANAGER RECOMM.	2008-09 COMMISSION APPROVED
101-301-00000-702-0000	SALARIES & WAGES	1,894,433	2,036,303	1,890,468	1,828,075	1,872,760	1,829,170	1,829,170	1,829,170
101-301-00000-703-0000	ACCRUED LEAVE RESERVE	37,695	24,689	0	0	0	0	0	0
101-301-00000-715-0000	LONGEVITY	12,025	13,651	12,604	12,515	12,580	12,385	12,385	12,385
101-301-00000-716-0000	SOCIAL SECURITY	39,198	41,477	37,561	34,865	39,320	34,820	34,820	34,820
101-301-00000-717-0000	HEALTH INSURANCE	498,509	395,516	421,318	570,365	554,610	642,785	642,785	629,760
101-301-00000-718-0000	LIFE INSURANCE	2,960	2,911	2,828	3,200	3,025	3,200	3,200	3,200
101-301-00000-719-0000	UNEMPLOYMENT INSURANCE	4,171	2,194	2,008	2,000	5,520	5,825	5,825	5,825
101-301-00000-720-0000	DISABILITY INSURANCE	1,259	1,384	1,416	1,500	1,475	1,525	1,525	0
101-301-00000-721-0000	WORKERS COMP INSURANCE	32,896	39,056	39,460	38,835	36,330	35,265	35,265	35,265
101-301-00000-722-0000	RETIREMENT-MERS	11,360	32,563	30,801	34,850	34,690	38,080	38,080	38,080
101-301-00000-723-0000	RETIREMENT-FIRE/POLICE	15,478	96,738	263,989	364,800	334,145	345,300	345,300	345,300
101-301-00000-727-0000	OFFICE SUPPLIES	2,279	3,813	3,403	3,800	5,000	5,000	5,000	5,000
101-301-00000-740-0000	OPERATING SUPPLIES	33,696	55,662	40,963	40,000	40,000	40,000	40,000	40,000
101-301-00000-775-0000	REPAIR & MAINT SUPPLIES	2,564	1,212	722	1,500	1,000	1,500	1,500	1,500
101-301-00000-801-0000	PROFESSIONAL & CONTRACTUAL	6,565	3,389	4,993	7,100	5,000	6,100	6,100	6,100
101-301-00000-850-0000	COMMUNICATIONS	26,637	23,718	28,419	30,000	30,000	30,000	30,000	30,000
101-301-00000-860-0000	TRANSPORTATION	3,508	2,681	1,966	4,000	2,600	4,000	4,000	4,000
101-301-00000-900-0000	PRINTING & PUBLISHING	2,125	4,677	2,121	5,000	5,000	5,000	5,000	5,000
101-301-00000-910-0000	PROPERTY INSURANCE	0	0	0	45,040	38,755	41,080	41,080	41,080
101-301-00000-930-0000	REPAIR & MAINTENANCE	143	2,071	9,182	1,800	2,525	2,500	2,500	2,500
101-301-00000-940-0000	RENTAL	2,750	2,937	4,865	3,500	4,430	4,000	4,000	4,000
101-301-00000-945-0000	VEHICLE RENTAL	150,000	150,000	150,000	150,000	150,000	170,000	170,000	170,000
101-301-00000-963-0000	LOCAL TRAINING FUNDS	2,077	10	402	7,500	6,500	7,500	7,500	7,500
101-301-00000-977-0000	CAPITAL OUTLAY-EQUIPMENT	9,767	0	22,835	0	0	4,500	4,500	4,500
101-301-00000-977-0052	COMPUTER- FORENSIC LAB	10,742	6,811	0	0	0	0	0	0
	TOTAL	**2,802,837**	**2,943,463**	**2,972,324**	**3,190,245**	**3,185,265**	**3,269,535**	**3,269,535**	**3,254,985**
	SALARIES	1,932,128	2,060,992	1,890,468	1,828,075	1,872,760	1,829,170	1,829,170	1,829,170
	FRINGES	617,856	625,490	811,985	1,062,930	1,021,695	1,119,185	1,119,185	1,104,635
	OTHER CHARGES & SERVICES	232,344	250,170	247,036	299,240	290,810	316,680	316,680	316,680
	CAPITAL OUTLAY	20,509	6,811	22,835	0	0	4,500	4,500	4,500
	OTHER EXPENDITURES	0	0	0	0	0	0	0	0
	OPERATING TRANSFERS OUT	0	0	0	0	0	0	0	0
	TOTAL	**2,802,837**	**2,943,463**	**2,972,324**	**3,190,245**	**3,185,265**	**3,269,535**	**3,269,535**	**3,254,985**

740-Operating Supplies: FY 06 went over budget due to unforeseen expenses in replacing defective body armor. Anticipate 50%-75% to be reimbursed from grants.
801-Contractual: Humane Society @ $16 per day per animal.
900-Printing of tickets.
930-FY 07 reflects repairs to Batmobile.
963-Match for fund 285.

DEPARTMENTAL FACT SHEET
2008-2009 FISCAL YEAR

Existing X New ___

DEPARTMENT & ACTIVITY: Fire **Account No.** : 101-336

I. FUNCTION:

The Fire Department is responsible for developing and delivering a full array of Fire Education programs; engaging in vigorous code enforcement, offering technical assistance on fire and life safety matters, rendering all incident rescue and basic EMS service, combating fires, investigating cause and origin, mitigating haz-mat incidents, pursuing an aggressive upgrade training program for Fire Department personnel, acting on property maintenance complaints, and interacting with the community at large as a total fire service organization.

II. REVENUE APPLICABLE TO THIS ACCOUNT:

A.	Hose Testing	$900
D.	State of Michigan Fire Coverage	$171,509
	Total	**$172,409**

III. AUTHORIZED POSITIONS:

1 – Chief	75,967
1 - Inspector	49,274
3 – Captains	49,274
3 – Lieutenants	45,182
3 – Sergeants	42,956
6 – Engineers	41,897
3 – Relief Engineers	41,116
5 – (of 6) Firefighters	40,910
Request for vacant Firefighter position	30,680

IV. PROGRAM STATISTICS:

2005	2006	2007

See three-year program statistics *BELOW*

CITY OF MARQUETTE FIRE DEPARTMENT			
THREE YEAR PROGRAM STATISTICS (NOTE: incidents through November only)			
ALARMS	**2005**	**2006**	**2007**
Fire	32	29	31
Scare	37	55	40
Rescue/EMS	283	287	302
Vehicle Fire	6	9	7
CO Detector	16	0	
False Calls	44	51	73
Good Intent	23	27	30
Hazardous Condition	71	60	78
Community Service	54	10	20
Mutual Aid	1	1	2
Stand-by	3	6	2
Fire Investigations	2	5	
Total Responses	**535**	**540**	**585**
Fire Loss	**$22,800**	**$183,100**	**$87,000**
FIREFIGHTER INJURIES	**2005**	**2006**	**2007**
Emergency Related	1	0	0
Other On-duty	0	0	0
Training	1	0	0
Total	**2**	0	0
CIVILIAN	**2005**	**2006**	**2007**
Fire Injuries	1	0	0
Fire Fatalities	0	1	0
Total	**1**	**1**	**0**
CODE ENFORCEMENT	**2005**	**2006**	**2007**
Inspections	127	841	1217
Inspection Reports	33	368	267
Re-inspections	52	255	357
Letters and Notices	80	277	194
Citations	4	1	1
Plan Review/Code Review	67	1	7
Meetings and Training	43	1	5
Public Assistance	4	2	9
Contacts	136	527	450
Miscellaneous Activities	207	304	19
Total	**753**	**2577**	**2526**

FIRE PREVENTION	2005	2006	2007
Classes Taught	120	247	95
Engine Company Inspections	278	246	301
Company Computer Drawings	5	290	25
Smoke Detectors	320	29	59
Extinguisher Training	15	96	0
Juvenile Fire-setter (Case Contacts)	22	16	44
Juvenile Fire-setter (Hours)	48	75	38
Station Tours (Number of Children)	442	56	990
Fire Safety House (No. of Children)	343	n/a	n/a
Mqt. Comm. on Aging Detectors	3	0	0
Children's Museum Inspections	22	19	24
Learn Not to Burn	n/a	n/a	43
Babysitting	n/a	n/a	31
Total	**1617**	**1074**	**1650**
PERSONNEL TRAINING	**2005**	**2006**	**2007**
In-House	558	550	567
Remote	261.5	770.5	490
Specialized	357	122	350
Haz-Mat WMD	77.5	55	177.5
Meetings	5	33	19
Total (Man Hours)	**1259**	**1530.5**	**1603.5**
MAINTENANCE	**2005**	**2006**	**2007**
Vehicle Maintenance	109	217	331
Property Maintenance	122	184	506.5
Hydrant Testing	105	0	124
Hose Testing	108	159	198
Hydrant Painting	0	0	n/a
Service Testing	9	0	n/a
Total (Man Hours)	**453**	**560**	**1159.5**
COMMUNITY SERVICE COV.	**2005**	**2006**	**2007**
On-Duty	25	115.5	115
Off-Duty Paid	10	31	0
Off-Duty Unpaid	36	115	46.5
Total (Man Hours)	71	261.5	**161.5**

CITY OF MARQUETTE
EXPENDITURES
2008-2009 FISCAL YEAR

ACCOUNT NUMBER	336 FIRE EXPENDITURES	2004-2005 ACTUAL	2005-2006 ACTUAL	2006-2007 ACTUAL	2007-08 BUDGET	2007-08 YEAR END ESTIMATED	2008-09 DEPT HEAD REQUEST	2008-09 MANAGER RECOMM.	2008-09 COMMISSION APPROVED
101-336-00000-702-0000	SALARIES & WAGES	1,131,337	1,177,658	1,177,264	1,195,915	1,198,330	1,262,620	1,262,620	1,262,620
101-336-00000-715-0000	LONGEVITY	8,215	8,365	8,425	8,605	8,605	9,035	9,035	9,035
101-336-00000-716-0000	SOCIAL SECURITY	13,647	14,588	14,771	15,040	14,995	16,070	16,070	16,070
101-366-00000-717-0000	HEALTH INSURANCE	345,519	335,320	336,259	356,155	366,545	396,305	396,305	390,760
101-336-00000-718-0000	LIFE INSURANCE	1,532	1,515	1,510	1,725	1,640	1,785	1,785	1,785
101-336-00000-719-0000	UNEMPLOYMENT INSURANCE	2,600	1,226	1,340	1,290	3,715	3,905	3,905	3,905
101-336-00000-720-0000	DISABILITY INSURANCE	441	478	475	515	490	540	540	0
101-336-00000-721-0000	WORKERS COMP INSURANCE	30,184	34,000	32,564	33,960	32,650	36,110	36,110	36,110
101-336-00000-723-0000	RETIREMENT-FIRE/POLICE	120,873	168,459	206,029	242,645	246,350	291,510	291,510	291,510
101-336-00000-727-0000	OFFICE SUPPLIES	4,781	2,099	1,835	1,500	1,500	1,500	1,500	1,500
101-336-00000-740-0000	OPERATING SUPPLIES	22,511	43,858	22,730	23,100	23,100	23,100	23,100	23,100
101-336-00000-775-0000	REPAIR & MAINTENANCE	3,685	1,686	2,495	3,500	3,500	3,500	3,500	3,500
101-336-00000-801-0000	PROFESSIONAL & CONTRACTUAL	7,823	6,217	6,363	4,500	4,520	4,500	4,500	4,500
101-336-00000-850-0000	COMMUNICATIONS	5,717	6,848	7,312	7,200	7,200	7,200	7,200	7,200
101-336-00000-860-0000	TRANSPORTATION	224	0	182	300	0	300	300	300
101-336-00000-869-0000	FOOD ALLOWANCE	29,556	27,780	27,420	28,900	27,445	28,900	28,900	28,900
101-336-00000-880-0000	COMMUNITY PROMOTION	35	26	454	500	500	500	500	500
101-336-00000-900-0000	PRINTING & PUBLISHING	725	369	646	800	860	1,000	1,000	1,000
101-336-00000-910-0000	PROPERTY INSURANCE	0	0	0	1,535	1,415	1,535	1,535	1,535
101-336-00000-920-0000	POWER	4,848	4,911	5,332	5,600	5,600	5,600	5,600	5,600
101-336-00000-921-0000	NATURAL GAS	13,105	13,853	12,545	15,000	15,000	15,000	15,000	15,000
101-336-00000-922-0000	WATER	3,674	2,877	2,387	2,600	2,600	2,600	2,600	2,600
101-336-00000-930-0000	REPAIR & MAINTENANCE	13,964	937	1,702	2,500	2,500	3,000	3,000	3,000
101-336-00000-940-0000	RENTAL	64	45	89	375	505	410	410	410
101-336-00000-945-0000	VEHICLE RENTAL	76,934	82,643	90,000	90,000	90,000	110,000	110,000	110,000
101-336-00000-963-0000	TRAINING FUNDS	3,848	2,450	5,492	3,500	3,500	2,500	2,500	2,500
101-336-00000-976-0000	CAPITAL OUTLAY-BUILDING IMPROVE	0	0	0	0	32,530	0	0	0
101-336-00000-977-0000	CAPITAL OUTLAY-EQUIPMENT	59,148	0	0	13,465	15,425	4,400	4,400	4,400
	TOTAL	1,904,990	1,938,208	1,965,621	2,060,725	2,111,020	2,233,425	2,233,425	2,227,340
	SALARIES	1,131,337	1,177,658	1,177,264	1,195,915	1,198,330	1,262,620	1,262,620	1,262,620
	FRINGES	523,011	563,951	601,373	659,935	674,990	755,260	755,260	749,175
	OTHER CHARGES & SERVICES	191,494	196,599	186,984	191,410	189,745	211,145	211,145	211,145
	CAPITAL OUTLAY	59,148	0	0	13,465	47,955	4,400	4,400	4,400
	OTHER EXPENDITURES	0	0	0	0	0	0	0	0
	OPERATING TRANSFERS OUT	0	0	0	0	0	0	0	0
	TOTAL	1,904,990	1,938,208	1,965,621	2,060,725	2,111,020	2,233,425	2,233,425	2,227,340

DEPARTMENTAL FACT SHEET
2008 - 2009 FISCAL YEAR

Existing _X___New _____

DEPARTMENT & ACTIVITY: Rental Code Enforcement Account No. 101-371

I. FUNCTION:

The Rental Code Enforcement Department is responsible for registering rental units, and performing certification inspections of all identified rental units in the City of Marquette, per ordinance.

II. REVENUE APPLICABLE TO THIS ACCOUNT:

Rental registration	$ 2, 900.00
Rental compliance inspections	$ 8, 400.00
Total	$11,300.00

III. AUTHORIZED POSITIONS:

3 stipend positions @ $3,500.00 per	$10,500.00

IV. PROGRAM STATISTICS: Past two years

CODE ENFORCEMENT	RENTAL - 2006	RENTAL - 2007
Inspections	725	1217
Re-Inspections	138	357
Citations	5	3

CITY OF MARQUETTE
EXPENDITURES
2008-2009 FISCAL YEAR

ACCOUNT NUMBER	371 RENTAL CODE ENFORCEMENT EXPENDITURES	2004-2005 ACTUAL	2005-2006 ACTUAL	2006-2007 ACTUAL	2007-08 BUDGET	2007-08 YEAR END ESTIMATED	2008-09 DEPT HEAD REQUEST	2008-09 MANAGER RECOMM.	2008-09 COMMISSION APPROVED
101-371-00000-702-0000	SALARIES & WAGES	5,654	10,905	10,501	12,570	10,500	12,570	12,570	12,570
101-371-00000-716-0000	SOCIAL SECURITY	0	0	51	310	310	310	310	310
101-371-00000-719-0000	UNEMPLOYMENT INSURANCE	0	0	0	15	15	35	35	35
101-371-00000-721-0000	WORKERS COMP INSURANCE	0	0	0	305	305	310	310	310
101-371-00000-723-0000	RETIREMENT-FIRE/POLICE	0	0	0	2,125	2,125	2,420	2,420	2,420
101-371-00000-727-0000	OFFICE SUPPLIES	1,514	55	107	350	350	350	350	350
101-371-00000-740-0000	OPERATING SUPPLIES	10,089	2,060	0	350	350	0	0	0
101-371-00000-801-0000	PROFESSIONAL & CONTRACTUAL	94	0	0	0	0	0	0	0
101-371-00000-900-0000	PRINTING & PUBLISHING	962	0	0	0	0	450	450	450
101-371-00000-940-0000	RENTAL	0	0	0	400	400	400	400	400
101-371-00000-945-0000	VEHICLE/EQUIPMENT RENTAL	0	0	3,000	3,000	3,000	3,000	3,000	3,000
101-371-00000-963-0000	LOCAL TRAINING FUNDS	0	328	0	300	300	550	550	550
	TOTAL	**18,313**	**13,348**	**13,659**	**19,725**	**17,655**	**20,395**	**20,395**	**20,395**
	SALARIES	5,654	10,905	10,501	12,570	10,500	12,570	12,570	12,570
	FRINGES	0	0	51	2,755	2,755	3,075	3,075	3,075
	OTHER CHARGES & SERVICES	12,659	2,443	3,107	4,400	4,400	4,750	4,750	4,750
	CAPITAL OUTLAY	0	0	0	0	0	0	0	0
	OTHER EXPENDITURES	0	0	0	0	0	0	0	0
	OPERATING TRANSFERS OUT	0	0	0	0	0	0	0	0
	TOTAL	**18,313**	**13,348**	**13,659**	**19,725**	**17,655**	**20,395**	**20,395**	**20,395**

702-Wages reflect stipends paid to firemen for Rental Code Enforcement inspections.

DEPARTMENTAL FACT SHEET
2008-09 FISCALYEAR

Existing___X___ New _____

DEPARTMENT & ACTIVITY Engineering **Account No.** 101-447

I. FUNCTION:

The Engineering Department Provides engineering solutions for: drinking water transmission, storm water management, pavement management and sanitary sewer collection. The City Engineer is the official Street Administrator for the City of Marquette and is responsible for maintaining and updating information for the State of Michigan and the ACT 51 street reports.

Primary functions of the Engineering Department are:

- Inspection for all public utility work on City projects as well as private development projects that contain utilities that will be accepted into the City system. Our inspectors are highly trained in the inspecting, sampling and testing of the materials needed to construct our street and utility systems.
- Maintain and update permanent records of the street system, storm sewer system, sanitary sewer system, water system, and other infrastructure items.
- Surveying, design, plan preparation, inspection, review, and management of Capital Improvement projects in the City to ensure compliance with all city, state and federal requirements using the latest engineering techniques. Develop and maintain the Capital Improvement Plan which was adopted into the City of Marquette's Master Plan.
- Provides technical review and permitting of all private development, including commercial site plans, subdivisions, planned unit developments and right-of-way excavation projects. Assists developers within the framework of City regulations to obtain permits expediently and ensure that all private developments are in compliance with City codes, ordinances and regulations.
- Provides surveying and drafting services for other departments within the City and ensures work is performed in the most economical and timely manner.
- Provides GIS and Cad services for the City and actively maintains utility maps, zoning maps, subdivision maps, park and trail maps, street maps and various other maps that are used by City departments and the public.
- Prepares reports for the City Commission and Planning Commission concerning Capital Improvement Projects in the City.
- Provides the day to day management of Environmental issues on City owned properties. City staff liaison to Brownfield Redevelopment Finance Authority.
- City staff liaison to the Michigan Department of Transportation for securing and administrating Federal Highway Administration grants through the Small Urban Program and other programs.

II. REVENUE APPLICABLE TO THIS ACCOUNT:

	2008-09
A. Maps, prints, copies.....	$ 761
B. Permit Fees.....	$11,515
C. Specifications Purchases.....	$ 6,896
Total:.....	**$ 19,172**

III. AUTHORIZED POSITIONS:

1	City Engineer	$75,967	
1	Assistant City Engineer	$59,333	
1	Civil Engineer Hydrologist	$65.517	1
1	Engineering Tech I	$38,438	
1	Engineering Tech II/Civil Designer	$41,870	
1	Engineering Tech II/Surveyor	$47,674	
1	Engineering Tech GIS/CAD/Environmental	$46,300	
1	Engineering Aide/Inspector	$31,283	
0.5	Administrative Assistant	$16,557	
1	Part Time Seasonal Aide	$ 7,851	

IV PROGRAM STATISTICS;

The Engineering Department programs, designs and supervises construction of the replacement of water main, sanitary sewer main, storm sewer main, sidewalks, multi-use/bike pathways, and City streets. The following footages for these systems have been placed in the last five years.

	2003	2004	2005	2006	2007
Utilities					
Water Main Replaced/Extended (Linear Feet)	13,455	4,907	9,949	5,735	13,170
Sanitary Sewer Main -Replaced/Extended (Linear Feet)	14,822	10,279	18,033	20,798	25,430
Storm Sewer Replaced/Extended (Linear Feet)	6,290	7,374	6,089	4,600	11,826
Streets					
- Reconstructed (Linear Feet)	3,094	1,996	7,840	1,760	13,453
- Overlayed (Linear Feet)	0	0	0	11,856	11,584
- Extension (Linear Feet)	3,146	4,672	0	8,490	0
Sidewalk					
- Reconstructed (Linear Feet)	1,825	2000	910	2540	18,050
- Extension (Linear Feet)	370	1176	3540	0	2,749
Multi-Use/Bike Pathways					
- Reconstructed (Linear Feet)	100	100	0	0	0
- Overlayed (Linear Feet)	0	0	0	0	11,330
- Extension (Linear Feet)	960	570	7648	0	0

CITY OF MARQUETTE
EXPENDITURES
2008-2009 FISCAL YEAR

ACCOUNT NUMBER	447 ENGINEERING EXPENDITURES	2004-2005 ACTUAL	2005-2006 ACTUAL	2006-2007 ACTUAL	2007-08 BUDGET	2007-08 YEAR END ESTIMATED	2008-09 DEPT HEAD REQUEST	2008-09 MANAGER RECOMM.	2008-09 COMMISSION APPROVED
101-447-00000-702-0000	SALARIES & WAGES	384,204	450,634	383,596	402,180	402,180	402,300	402,300	402,300
101-447-00000-703-0000	ACCRUED LEAVE RESERVE	19,308	0	18,849	0	0	0	0	0
101-447-00000-715-0000	LONGEVITY	2,150	1,780	2,204	1,675	1,760	1,245	1,245	1,245
101-447-00000-716-0000	SOCIAL SECURITY	29,647	28,302	29,329	30,895	30,895	30,870	30,870	30,870
101-447-00000-717-0000	HEALTH INSURANCE	134,762	100,099	123,886	141,290	129,665	140,940	140,940	136,485
101-447-00000-718-0000	LIFE INSURANCE	781	690	578	855	750	855	855	855
101-447-00000-719-0000	UNEMPLOYMENT INSURANCE	796	349	520	420	1,150	1,230	1,230	1,230
101-447-00000-720-0000	DISABILITY INSURANCE	840	1,829	1,985	2,210	2,070	2,210	2,210	1,250
101-447-00000-721-0000	WORKERS COMP INSURANCE	7,564	8,764	5,000	5,215	4,555	4,665	4,665	4,665
101-447-00000-722-0000	RETIREMENT-MERS	28,962	40,228	44,797	66,475	68,590	77,230	77,230	77,230
101-447-00000-724-0000	RETIREMENT-ICMA	14,840	6,026	5,116	5,085	4,805	5,340	5,340	5,340
101-447-00000-727-0000	OFFICE SUPPLIES	1,262	1,380	2,267	0	0	0	0	0
101-447-00000-740-0000	OPERATING SUPPLIES	6,567	9,945	9,744	10,000	10,000	9,000	9,000	9,000
101-447-00000-775-0000	REPAIR & MAINT SUPPLIES	2,609	2,374	1,161	2,700	2,700	2,700	2,700	2,700
101-447-00000-801-0000	PROFESSIONAL & CONTRACTUAL	110	0	0	3,500	1,500	3,500	3,500	3,500
101-447-00000-860-0000	TRANSPORTATION	7,225	4,285	4,502	6,000	6,000	7,000	7,000	7,000
101-447-00000-900-0000	PRINTING & PUBLISHING	1,547	1,197	295	1,200	1,200	1,200	1,200	1,200
101-447-00000-940-0000	RENTAL	375	2,787	0	3,000	3,000	3,000	3,000	3,000
101-447-00000-943-0000	RENTAL - BLDGS/OFFICES	42,500	44,300	56,000	50,800	50,800	57,300	57,300	57,300
101-447-00000-945-0000	VEHICLE RENTAL	21,733	24,989	18,025	4,000	5,000	5,000	5,000	5,000
101-447-00000-977-0000	CAPITAL OUTLAY-EQUIPMENT	0	5,497	13,465	30,000	29,550	8,000	0	0
	TOTAL	707,782	735,455	721,319	767,500	756,170	763,585	755,585	750,170
	SALARIES	403,512	450,634	402,445	402,180	402,180	402,300	402,300	402,300
	FRINGES	220,342	188,067	213,415	254,120	244,240	264,585	264,585	259,170
	OTHER CHARGES & SERVICES	83,928	91,257	91,994	81,200	80,200	88,700	88,700	88,700
	CAPITAL OUTLAY	0	5,497	13,465	30,000	29,550	8,000	0	0
	OTHER EXPENDITURES	0	0	0	0	0	0	0	0
	OPERATING TRANSFERS OUT	0	0	0	0	0	0	0	0
	TOTAL	707,782	735,455	721,319	767,500	756,170	763,585	755,585	750,170

702-Wages allocated as fixed charges to other user funds/departments.
727-Office Supplies allocated to 632 Fund (FY 08).
801-Bridges

DEPARTMENTAL FACT SHEET
2008-2009 FISCAL YEAR

Existing__X___ New_____

DEPARTMENT & ACTIVITY Insurance Liability Expenditures **Account No.** 851

I. FUNCTION:

This department records the City's liability insurance coverage and notary bonds.

II. REVENUE APPLICABLE TO THIS ACCOUNT:

None

III. AUTHORIZED POSITIONS:

None

IV. PROGRAM STATISTICS Prior Three Fiscal Years:

CITY OF MARQUETTE
EXPENDITURES
2008-2009 FISCAL YEAR

ACCOUNT NUMBER	851 INSURANCE LIABILITY EXPENDITURES	2004-2005 ACTUAL	2005-2006 ACTUAL	2006-2007 ACTUAL	2007-08 BUDGET	2007-08 YEAR END ESTIMATED	2008-09 DEPT HEAD REQUEST	2008-09 MANAGER RECOMM.	2008-09 COMMISSION APPROVED
101-851-00000-910-0000	PROPERTY INSURANCE	111,022	136,236	128,031	75,500	83,235	88,230	88,230	88,230
	TOTAL	**111,022**	**136,236**	**128,031**	**75,500**	**83,235**	**88,230**	**88,230**	**88,230**
	SALARIES	0	0	0	0	0	0	0	0
	FRINGES	0	0	0	0	0	0	0	0
	OTHER CHARGES & SERVICES	111,022	136,236	128,031	75,500	83,235	88,230	88,230	88,230
	CAPITAL OUTLAY	0	0	0	0	0	0	0	0
	OTHER EXPENDITURES	0	0	0	0	0	0	0	0
	OPERATING TRANSFERS OUT	0	0	0	0	0	0	0	0
	TOTAL	111,022	136,236	128,031	75,500	83,235	88,230	88,230	88,230

910: Beginning in FY 08, some of these expenses are being charged to the specific department that should be the cost center.

DEPARTMENTAL FACT SHEET
2008-2009 FISCAL YEAR

Existing__X___ New_____

DEPARTMENT & ACTIVITY Debt Service **Account No.** 101-906

I. FUNCTION:

To account for the retirement of short term notes and installment loans used to finance capital outlay purchases in the General Fund, which includes the City portion of the Landfill Authority Bond retiring in 2009, GEMS financial system loan retiring in 2010, and Lakeshore Park Place Special Assessment Loan retiring in 2011.

II. REVENUE APPLICABLE TO THIS ACCOUNT:

None

III. AUTHORIZED POSITIONS:

None

IV. PROGRAM STATISTICS Prior Three Fiscal Years:

		04-05	05-06	06-07
101-906-00000-991	Principal	$76,265	$80,702	$84,915
101-906-00000-995	Interest on Debt	$26,918	$23,302	$18,574

CITY OF MARQUETTE
EXPENDITURES
2008-2009 FISCAL YEAR

ACCOUNT NUMBER	906 GENERAL FUND DEBT SERVICE EXPENDITURES	2004-2005 ACTUAL	2005-2006 ACTUAL	2006-2007 ACTUAL	2007-08 BUDGET	2007-08 YEAR END ESTIMATED	2008-09 DEPT HEAD REQUEST	2008-09 MANAGER RECOMM.	2008-09 COMMISSION APPROVED
101-906-00000-991-0000	PRINCIPAL	76,265	80,702	84,915	89,700	89,700	95,320	95,320	95,320
101-906-00000-995-0000	INTEREST	26,918	23,302	18,574	14,450	14,450	9,325	9,325	9,325
	TOTAL	103,183	104,004	103,489	104,150	104,150	104,645	104,645	104,645
	SALARIES	0	0	0	0	0	0	0	0
	FRINGES	0	0	0	0	0	0	0	0
	OTHER CHARGES & SERVICES	0	0	0	0	0	0	0	0
	CAPITAL OUTLAY	0	0	0	0	0	0	0	0
	OTHER EXPENDITURES	103,183	104,004	103,489	104,150	104,150	104,645	104,645	104,645
	OPERATING TRANSFERS OUT	0	0	0	0	0	0	0	0
	TOTAL	103,183	104,004	103,489	104,150	104,150	104,645	104,645	104,645

Landfill debt matures 2009.
GEMS debt matures 2010.
Lakeshore Park Place debt matures 2011.

DEPARTMENTAL FACT SHEET
2008-2009 FISCAL YEAR

Existing X New

General Fund Appropriation

DEPARTMENT & ACTIVITY Transfers - Out **Account No.** 101-966

I. FUNCTION:

To account for the process of transferring funds to other accounts or funds outside the General Fund. Most commonly accounts for the General Fund contribution to the Major and Local Street Funds to support the level of capital outlay in the form of construction projects. Transfers to other funds are budgeted as the Commission determines appropriate.

II. REVENUE APPLICABLE TO THIS ACCOUNT:

None

III. AUTHORIZED POSITIONS:

None

IV. PROGRAM STATISTICS Prior Three Fiscal Years:

	04-05	05-06	06-07
Transfers Out	$2,277,101	$3,398,717	$2,664,495

CITY OF MARQUETTE
EXPENDITURES
2008-2009 FISCAL YEAR

ACCOUNT NUMBER	966 TRANSFERS OUT EXPENDITURES	2004-2005 ACTUAL	2005-2006 ACTUAL	2006-2007 ACTUAL	2007-08 BUDGET	2007-08 YEAR END ESTIMATED	2008-09 DEPT HEAD REQUEST	2008-09 MANAGER RECOMM.	2008-09 COMMISSION APPROVED
101-966-00000-999-0000	TRANSFERS OUT	2,277,101	3,398,717	2,664,495	4,464,680	4,389,530	4,080,505	3,143,515	3,183,330
	TOTAL	**2,277,101**	**3,398,717**	**2,664,495**	**4,464,680**	**4,389,530**	**4,080,505**	**3,143,515**	**3,183,330**
	SALARIES	0	0	0	0	0	0	0	0
	FRINGES	0	0	0	0	0	0	0	0
	OTHER CHARGES & SERVICES	0	0	0	0	0	0	0	0
	CAPITAL OUTLAY	0	0	0	0	0	0	0	0
	OTHER EXPENDITURES	0	0	0	0	0	0	0	0
	OPERATING TRANSFERS OUT	2,277,101	3,398,717	2,664,495	4,464,680	4,389,530	4,080,505	3,143,515	3,183,330
	TOTAL	**2,277,101**	**3,398,717**	**2,664,495**	**4,464,680**	**4,389,530**	**4,080,505**	**3,143,515**	**3,183,330**

DETAILS OF TRANSFER OUT:

Major Street Fund	309,761	803,553	757,456	672,015	679,360	631,395	652,610	657,610
Local Street Fund	682,098	130,659	681,269	601,070	471,410	750,635	898,330	901,330
2007 Street Projects Debt Fund	0	0	0	64,330	64,330	63,350	63,350	63,350
2008 Street Projects Debt Fund	0	0	0	0	0	84,500	84,500	84,500
2009 Street Projects Debt Fund	0	0	0	0	0	3,400	3,400	3,400
High Street Debt Fund	0	0	0	1,560	1,560	2,765	2,765	2,765
Spring Street Debt Fund	82,873	82,873	82,873	82,875	82,875	82,875	82,875	82,875
Founder's Landing Debt Fund	300,727	297,204	293,829	310,080	310,080	309,980	309,980	309,980
Heartwood Forestland Debt Fund	0	468,998	479,383	520,000	516,000	545,000	545,000	545,000
Arena Debt Fund	127,487	121,975	121,463	130,690	130,690	0	0	0
Construction Fund	10,528	291,885	81,534	825,500	825,500	1,252,000	128,000	128,000
Marina Fund	40,565	30,555	27,417	56,305	51,780	43,400	39,400	39,400
MSHDA	31,330	27,463	17,233	0	0	0	0	0
Intermodal Transportation	379,951	64,665	35,801	0	0	0	0	0
Lakeview Arena Fund	242,281	261,630	86,237	172,085	227,775	245,485	267,585	265,640
Special Trust Fund	69,500	817,257	0	1,028,170	1,028,170	65,720	65,720	99,480
	2,277,101	**3,398,717**	**2,664,495**	**4,464,680**	**4,389,530**	**4,080,505**	**3,143,515**	**3,183,330**

This page intentionally left blank.

DEPARTMENTAL FACT SHEET
2008 - 2009 FISCAL YEAR

Existing X New _____

DEPARTMENT & ACTIVITY Public Works -- Major Street Fund **Account No.** 202

I. **FUNCTION:** The Major Street Fund is used to appropriate monies for the administration, design and construction, operation and maintenance of the City's Major Street System. The Major Street System is administered through the Michigan Department of Transportation as required by Act 51. This fund also provides for maintenance of McClellan Avenue (south of U.S. 41) for which the City is under contract to the State of Michigan.

II. **REVENUE APPLICABLE TO THIS ACCOUNT:**

A.	State Shared Revenue (Act 51 Gas & Weight Tax)	$ 1,128,462
B.	State Trunkline Maintenance	$ 83,756
	Total:	$ 1,212,218

III. **AUTHORIZED POSITIONS:**

None.

Most maintenance, all administration, and some construction is done by City employees from Public Works and various other departments. Some maintenance and most construction is performed by contractors hired on a competitive bid basis.

IV. **PROGRAM STATISTICS Prior Three Fiscal Years:**

	07-08	06-07	05-06
Major Street Mileage	30.95	30.59	29.60
State Trunkline Mileage	1.95	1.95	1.95

CITY OF MARQUETTE
REVENUES AND EXPENDITURES
2008-2009 FISCAL YEAR

ACCOUNT NUMBER	202 MAJOR STREET FUND REVENUES	2004-2005 ACTUAL	2005-2006 ACTUAL	2006-2007 ACTUAL	2007-08 BUDGET	2007-08 YEAR END ESTIMATED	2008-09 DEPT HEAD REQUEST	2008-09 MANAGER RECOMM.	2008-09 COMMISSION APPROVED
202-000-00000-547-0000	SNOW ALLOCATION	138,195	156,632	105,368	105,000	80,495	80,000	80,000	80,000
202-000-00000-549-0000	LOCAL ROAD PROGRAM	31,732	32,142	32,270	34,000	32,000	32,000	32,000	32,000
202-000-00000-550-0000	STATE TRUNKLINE MAINTENANCE	104,925	62,112	83,756	65,000	65,000	65,000	65,000	65,000
202-000-00000-574-0000	STATE SHARED GAS/WEIGHT TAX	937,499	938,520	990,724	988,000	900,000	921,000	921,000	921,000
202-000-00000-671-0000	OTHER	0	0	0	0	57,815	0	0	0
202-000-00000-698-0000	BOND PROCEEDS	0	0	0	940,000	940,000	1,505,000	1,273,000	1,273,000
202-000-00000-699-0000	TRANSFER IN-GENERAL FUND	309,761	803,554	757,457	672,015	679,360	631,395	652,610	657,610
202-000-05027-545-0000	MDOT CONTRIBUTION: WASHINGTON ST	0	2,486,027	0	0	0	0	0	0
202-000-07027-543-0000	GRANT-LINEAR PARK BIKE PATH	0	0	0	819,245	819,245	0	0	0
	TOTAL	1,522,112	4,478,987	1,969,575	3,623,260	3,573,915	3,234,395	3,023,610	3,028,610

ACCOUNT NUMBER	202 MAJOR STREET FUND EXPENDITURES	2004-2005 ACTUAL	2005-2006 ACTUAL	2006-2007 ACTUAL	2007-08 BUDGET	2007-08 YEAR END ESTIMATED	2008-09 DEPT HEAD REQUEST	2008-09 MANAGER RECOMM.	2008-09 COMMISSION APPROVED
	CONSTRUCTION								
202-459-00000-702-0000	SALARIES & WAGES	1,105	1,943	844	2,000	6,000	6,000	6,000	6,000
202-459-00000-714-0000	FRINGE BENEFITS	1,502	1,135	448	1,200	3,840	3,840	3,840	3,840
202-459-00000-716-0000	SOCIAL SECURITY	85	148	65	150	460	460	460	460
202-459-00000-775-0000	REPAIR & MAINT SUPPLIES	204	2,057	525	2,500	2,500	17,500	17,500	17,500
202-459-00000-801-0000	PROFESSIONAL & CONTRACTUAL	1,280	0	348,115	45,000	48,000	45,000	0	0
202-459-00000-945-0000	VEHICLE/EQUIPMENT RENTAL	0	2,559	4,269	7,000	16,110	20,000	20,000	20,000
202-459-00000-972-0000	CAPITAL OUTLAY-LAND IMPROVEMENTS	0	32,542	0	919,245	919,245	0	0	0
202-459-00000-999-0000	TRANSFER OUT-CONSTRUCTION FUND	54,382	407,041	146,862	840,000	840,000	1,505,000	1,273,000	1,273,000
	SUBTOTAL	58,558	447,425	501,128	1,817,095	1,836,155	1,597,800	1,320,800	1,320,800
	ROUTINE MAINTENANCE								
202-463-00000-702-0000	SALARIES & WAGES	90,470	100,341	84,345	100,000	100,000	100,000	100,000	100,000
202-463-00000-714-0000	FRINGE BENEFITS	60,848	58,649	48,115	61,000	64,000	64,000	64,000	64,000
202-463-00000-716-0000	SOCIAL SECURITY	6,888	7,634	6,429	7,650	7,650	7,650	7,650	7,650
202-463-00000-775-0000	REPAIR & MAINT SUPPLIES	21,178	28,979	27,874	24,000	24,000	39,000	24,000	24,000
202-463-00000-801-0000	PROFESSIONAL & CONTRACTUAL	14,030	12,576	30,996	62,500	62,500	15,000	5,000	10,000
202-463-00000-920-0000	POWER	15,107	15,541	19,263	24,000	24,000	24,000	24,000	24,000
202-463-00000-923-0000	STORMWATER	48,290	50,705	52,000	52,000	52,000	54,600	54,600	54,600
202-463-00000-940-0000	RENTAL	0	0	0	2,000	0	2,000	2,000	2,000
202-463-00000-945-0000	VEHICLE/EQUIPMENT RENTAL	100,000	135,000	136,178	145,000	145,000	150,000	150,000	150,000
	SUBTOTAL	356,811	409,425	405,200	478,150	479,150	456,250	431,250	436,250

463-775: Street Sign Replacement $15,000.

463-801: Street Tree Replacement $5,000; Centerline Painting $5,000.

(Continued on next page)

(Continued from previous page)

ACCOUNT NUMBER	202 MAJOR STREET FUND EXPENDITURES	2004-2005 ACTUAL	2005-2006 ACTUAL	2006-2007 ACTUAL	2007-08 BUDGET	2007-08 YEAR END ESTIMATED	2008-09 DEPT HEAD REQUEST	2008-09 MANAGER RECOMM.	2008-09 COMMISSION APPROVED
	MAINTENANCE- NON-MOTORIZED								
202-472-00000-702-0000	SALARIES & WAGES	7,029	7,770	8,716	10,400	6,000	10,000	10,000	10,000
202-472-00000-714-0000	FRINGE BENEFITS	6,550	4,542	5,030	6,240	3,840	6,400	6,400	6,400
202-472-00000-716-0000	SOCIAL SECURITY	537	592	665	800	460	765	765	765
202-472-00000-775-0000	REPAIR & MAINT SUPPLIES	583	634	242	2,500	1,500	2,500	2,500	2,500
202-472-00000-945-0000	VEHICLE/EQUIPMENT RENTAL	11,699	14,608	15,950	15,000	9,000	15,000	15,000	15,000
	SUBTOTAL	**26,398**	**28,146**	**30,603**	**34,940**	**20,800**	**34,665**	**34,665**	**34,665**
	WINTER MAINTENANCE								
202-479-00000-702-0000	SALARIES & WAGES	88,566	83,134	68,739	100,000	85,000	90,000	90,000	90,000
202-479-00000-714-0000	FRINGE BENEFITS	120,122	48,592	39,160	61,000	54,400	57,600	57,600	57,600
202-479-00000-716-0000	SOCIAL SECURITY	6,756	6,315	5,233	7,650	6,500	6,900	6,900	6,900
202-479-00000-740-0000	OPERATING SUPPLIES	1,333	1,045	1,469	2,000	2,000	2,000	2,000	2,000
202-479-00000-775-0000	REPAIR & MAINT SUPPLIES	48,414	66,843	53,836	70,000	70,000	70,000	70,000	70,000
202-479-00000-945-0000	VEHICLE/EQUIPMENT RENTAL	272,670	243,912	220,382	275,000	255,000	270,000	270,000	270,000
	SUBTOTAL	**537,861**	**449,841**	**388,819**	**515,650**	**472,900**	**496,500**	**496,500**	**496,500**
	ADMINISTRATION								
202-482-00000-801-0000	PROFESSIONAL & CONTRACTUAL	1,500	1,515	1,515	2,000	0	0	0	0
202-482-00000-806-0000	ADMINISTRATIVE CHARGES	256,956	256,956	334,200	219,010	219,010	266,760	266,760	266,760
202-482-00000-945-0000	VEHICLE/EQUIPMENT RENTAL	2,001	1,162	4,922	4,000	4,000	6,615	6,615	6,615
	SUBTOTAL	**260,457**	**259,633**	**340,637**	**225,010**	**223,010**	**273,375**	**273,375**	**273,375**
	BYPASS								
202-503-00000-702-0000	SALARIES & WAGES	229	879	1,303	2,000	3,000	3,000	3,000	3,000
202-503-00000-714-0000	FRINGE BENEFITS	312	514	720	1,200	1,920	1,920	1,920	1,920
202-503-00000-716-0000	SOCIAL SECURITY	17	67	100	150	230	230	230	230
202-503-00000-801-0000	PROFESSIONAL & CONTRACTUAL	473	257	210	500	1,500	500	500	500
202-503-00000-806-0000	ADMINISTRATIVE CHARGES	404	408	717	1,000	1,260	1,000	1,000	1,000
202-503-00000-920-0000	PURCHASED POWER	2,911	2,199	4,037	4,000	4,200	4,400	4,400	4,400
202-503-00000-945-0000	VEHICLE/EQUIPMENT RENTAL	1,457	376	2,755	2,900	6,000	6,000	6,000	6,000
	SUBTOTAL	**5,803**	**4,700**	**9,842**	**11,750**	**18,110**	**17,050**	**17,050**	**17,050**
	BUSINESS ROUTE-McCLELLAN AVE								
202-504-00000-702-0000	SALARIES & WAGES	18,102	6,940	8,165	14,800	10,000	10,000	10,000	10,000
202-504-00000-714-0000	FRINGE BENEFITS	22,993	4,056	4,605	9,030	6,400	6,400	6,400	6,400
202-504-00000-716-0000	SOCIAL SECURITY	1,383	528	624	1,100	765	765	765	765
202-504-00000-775-0000	REPAIR & MAINTENANCE	4,525	7,735	5,491	9,070	9,000	9,000	9,000	9,000
202-504-00000-801-0000	PROFESSIONAL & CONTRACTUAL	335	827	13,784	800	1,835	1,835	1,835	1,835
202-504-00000-806-0000	ADMINISTRATIVE CHARGES	7,178	3,709	4,546	7,000	5,000	5,000	5,000	5,000
202-504-00000-920-0000	PURCHASED POWER	4,292	2,453	946	2,000	2,000	2,000	2,000	2,000
202-504-00000-945-0000	VEHICLE/EQUIPMENT RENTAL	44,082	22,567	25,000	38,000	30,000	30,000	30,000	30,000
	SUBTOTAL	**102,890**	**48,815**	**63,161**	**81,800**	**65,000**	**65,000**	**65,000**	**65,000**

(Continued on next page)

(Continued from previous page)

CITY OF MARQUETTE
REVENUES AND EXPENDITURES
2006-2007 FISCAL YEAR

	202 MAJOR STREET FUND EXPENDITURES	2004-2005 ACTUAL	2005-2006 ACTUAL	2006-2007 ACTUAL	2007-08 BUDGET	2007-08 YEAR END ESTIMATED	2008-09 DEPT HEAD REQUEST	2008-09 MANAGER RECOMM.	2008-09 COMMISSION APPROVED
	DEBT								
202-906-00000-991-0000	PRINCIPAL	279,899	293,443	306,986	320,530	320,530	167,040	167,040	167,040
202-906-00000-995-0000	INTEREST	64,148	51,532	38,019	23,585	23,585	12,250	12,250	12,250
202-906-00000-999-0000	TRANSFER OUT-DEBT SERVICE FUND	0	0	0	114,750	114,750	114,465	205,680	205,680
	SUBTOTAL	**344,047**	**344,975**	**345,005**	**458,865**	**458,865**	**293,755**	**384,970**	**384,970**
	TOTAL	**1,692,825**	**1,992,960**	**2,084,395**	**3,623,260**	**3,573,990**	**3,234,395**	**3,023,610**	**3,028,610**
	SALARIES	205,501	201,007	172,112	229,200	210,000	219,000	219,000	219,000
	FRINGES	227,993	132,772	111,194	157,170	150,465	156,930	156,930	156,930
	OTHER CHARGES & SERVICE	859,418	870,007	956,313	964,280	928,805	977,210	952,210	957,210
	CAPITAL OUTLAY	55,866	444,199	499,771	1,813,745	1,825,855	1,587,500	1,310,500	1,310,500
	OTHER EXPENDITURES	0	0	0	0	0	0	0	0
	OPERATING TRANSFERS OUT	344,047	344,975	345,005	458,865	458,865	293,755	384,970	384,970
	TOTAL	**1,692,825**	**1,992,960**	**2,084,395**	**3,623,260**	**3,573,990**	**3,234,395**	**3,023,610**	**3,028,610**

CITY OF MARQUETTE
Major Street Revenue
Gas & Weight Tax

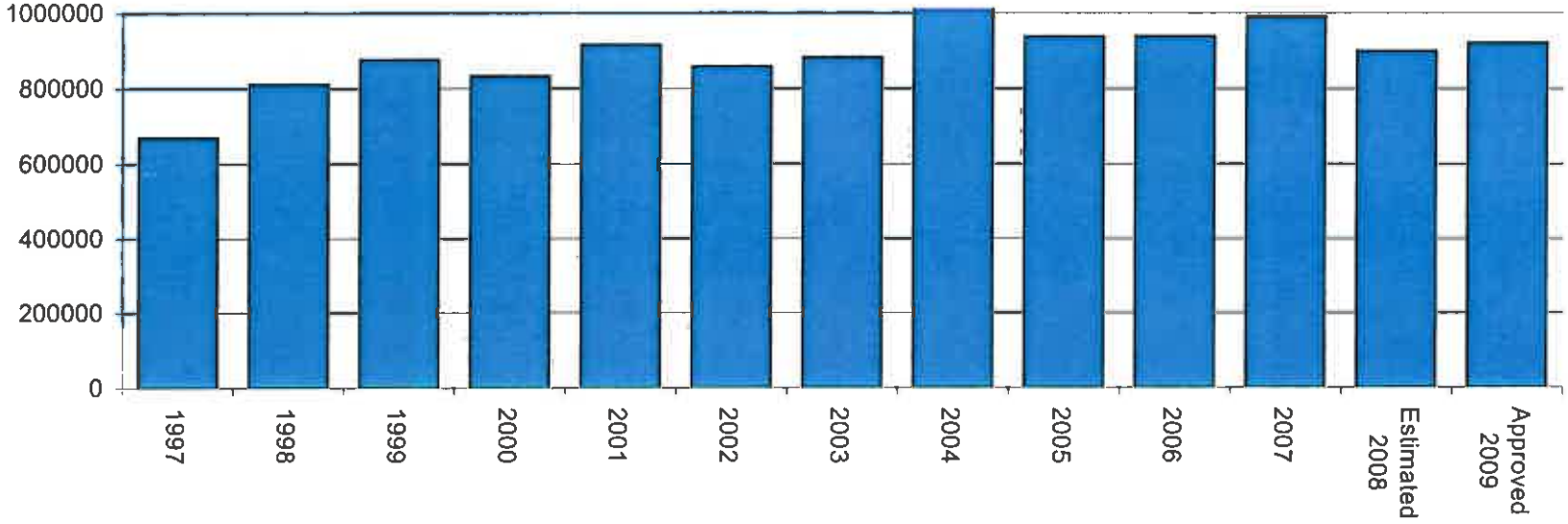

CITY OF MARQUETTE
Major Street Revenue
Snow Allocation

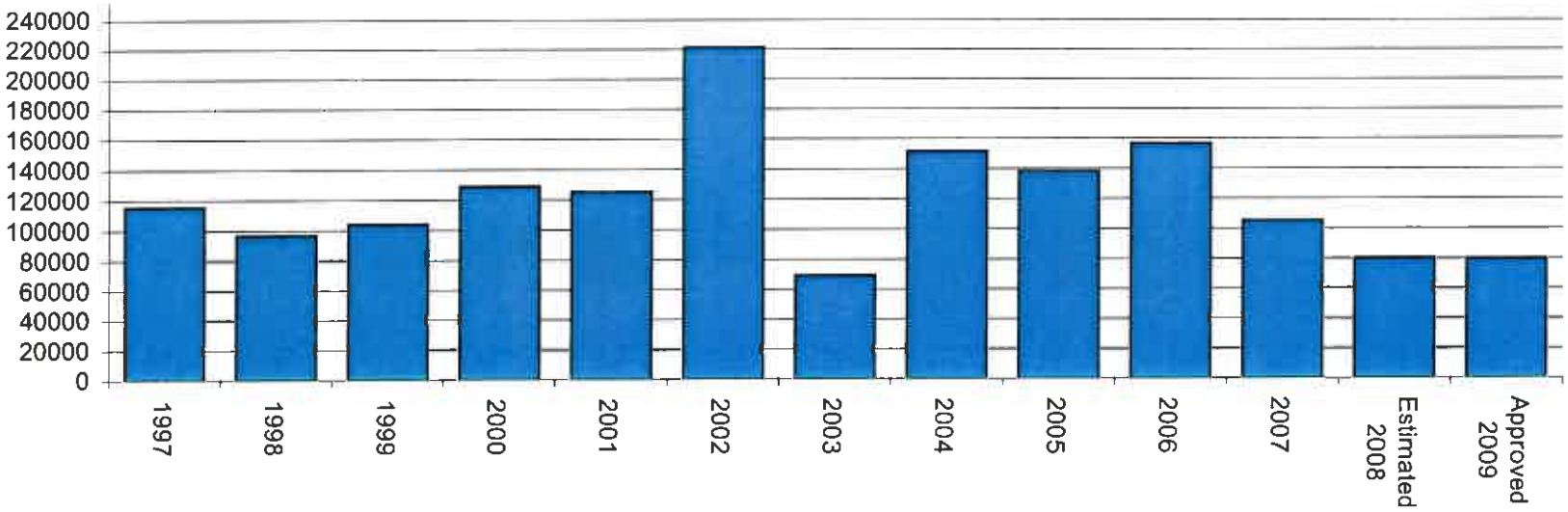

CITY OF MARQUETTE
Major Street Revenue
Trunkline Maintenance

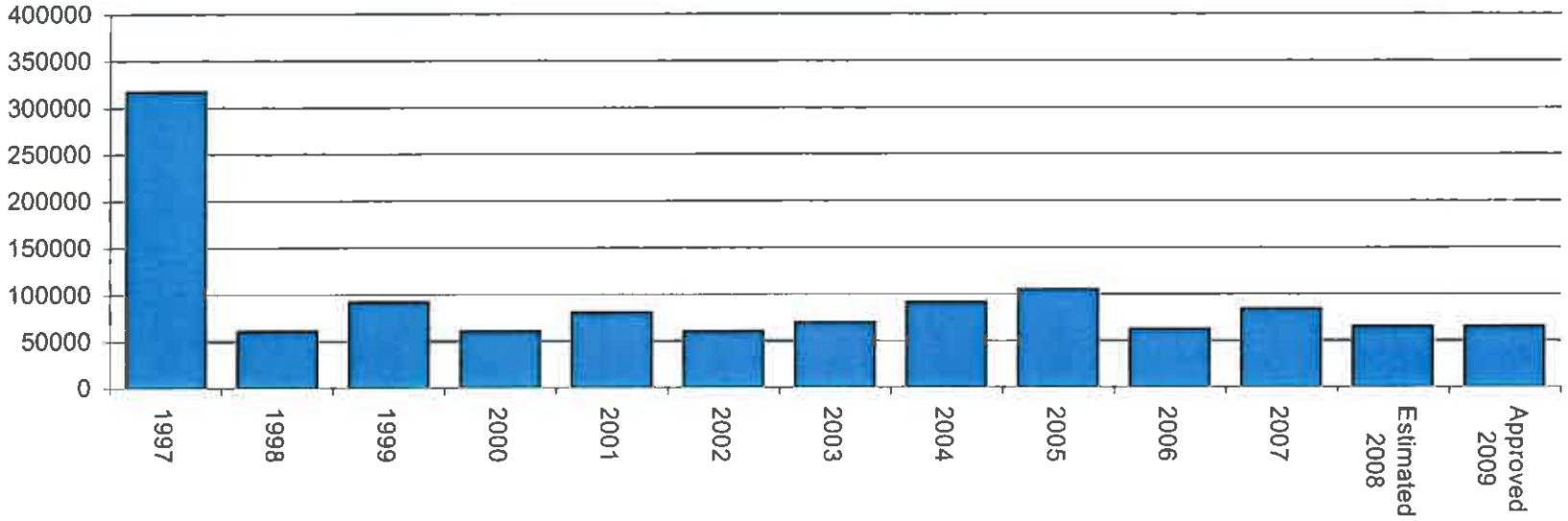

CITY OF MARQUETTE
Major Street Revenue
General Fund Transfer

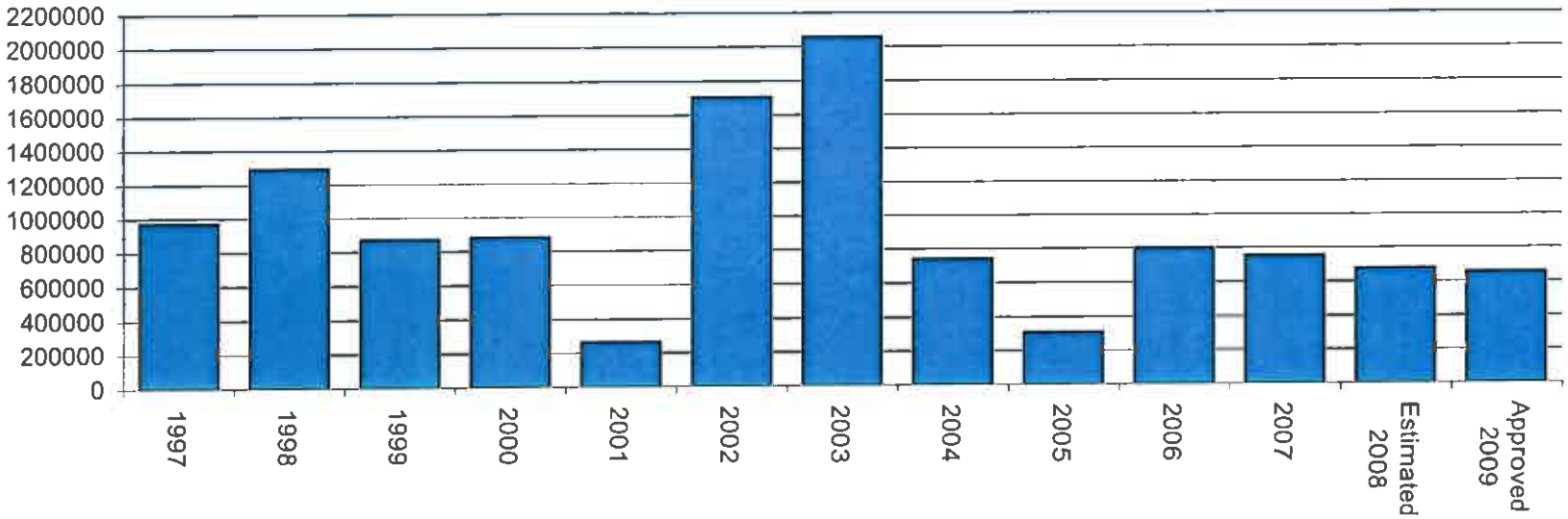

City of Marquette
Major Street Fund Historical Expenditures
Stated in Actual Dollars

Dept Name	FY 98 Actual	FY 99 Actual	FY 00 Actual	FY 01 Actual	FY 02 Actual	FY 03 Actual	FY 04 Actual	FY 05 Actual	FY 06 Actual	FY 07 Actual	FY 98 thru FY 07 Average	FY 08 Budget	Variance FY 08 vs Avg	FY 09 Budget	FY 09 vs FY 08	Variance FY 09 vs Avg
Routine Maintenance	337,899	337,506	290,803	345,702	343,307	355,092	307,755	383,208	437,571	435,803	357,465	513,090	155,625	470,915	(42,175)	113,450
Winter Maintenance	350,975	432,562	391,764	653,137	455,512	522,115	493,093	537,861	449,841	388,819	467,568	515,650	48,082	496,500	(19,150)	28,932
State Trunkline	99,919	100,215	64,398	93,514	74,774	82,279	97,679	108,692	53,516	73,003	84,799	93,550	8,751	82,050	(11,500)	(2,749)
Administration	244,959	244,587	315,175	262,463	304,458	331,398	267,431	260,457	259,632	340,637	283,120	225,010	(58,110)	273,375	48,365	(9,745)
Construction	1,292,994	377,048	892,136	94,537	257,383	1,486,795	744,620	58,558	40,384	501,128	574,558	1,817,095	1,242,537	1,320,800	(496,295)	746,242
Debt Service	495,770	496,254	262,849	346,241	353,575	359,117	342,251	344,048	344,975	345,005	369,009	458,865	89,857	384,970	(73,895)	15,962
	2,822,516	1,988,172	2,217,125	1,795,594	1,789,009	3,136,796	2,252,829	1,692,824	1,585,919	2,084,395	2,136,518	3,623,260	1,486,742	3,028,610	(594,650)	892,092
% Variance vs Previous Year	3.5%	-29.6%	11.5%	-19.0%	-0.4%	75.3%	-28.2%	-24.9%	-6.3%	31.4%		73.8%	69.6%	-16.4%		41.8%

City of Marquette
Major Street Fund Historical Expenditures
Stated in Year 2007 Dollars

Dept Name	FY 98 Actual	FY 99 Actual	FY 00 Actual	FY 01 Actual	FY 02 Actual	FY 03 Actual	FY 04 Actual	FY 05 Actual	FY 06 Actual	FY 07 Actual	FY 98 thru FY 07 Average	FY 08 Budget	Variance FY 08 vs Avg	FY 09 Budget	FY 09 vs FY 08	Variance FY 09 vs Avg
Routine Maintenance	432,013	423,202	351,528	404,743	397,694	402,837	338,092	410,594	449,432	435,803	404,594	513,090	108,496	470,915	(42,175)	66,321
Winter Maintenance	448,731	542,394	473,571	764,684	527,675	592,318	541,700	576,299	462,035	388,819	531,823	515,650	(16,173)	496,500	(19,150)	(35,323)
State Trunkline	127,749	125,661	77,845	109,485	86,620	93,342	107,308	116,460	54,967	73,003	97,244	93,550	(3,694)	82,050	(11,500)	(15,194)
Administration	313,187	306,690	380,989	307,288	352,691	375,957	293,793	279,071	266,670	340,637	321,697	225,010	(96,687)	273,375	48,365	(48,322)
Construction	1,653,129	472,785	1,078,429	110,683	298,158	1,686,707	818,022	62,743	41,479	501,128	672,326	1,817,095	1,144,769	1,320,800	(496,295)	648,474
Debt Service	633,856	622,258	317,736	405,374	409,589	407,403	375,989	368,635	354,326	345,005	424,017	458,865	34,848	384,970	(73,895)	(39,047)
	3,608,665	2,492,991	2,680,098	2,102,257	2,072,426	3,558,564	2,474,905	1,813,802	1,628,908	2,084,395	2,451,701	3,623,260	1,171,559	3,028,610	(594,650)	576,909
% Variance vs Previous Year	1.8%	-30.9%	7.5%	-21.6%	-1.4%	71.7%	-30.5%	-26.7%	-10.2%	28.0%		73.8%	47.8%	-16.4%		23.5%

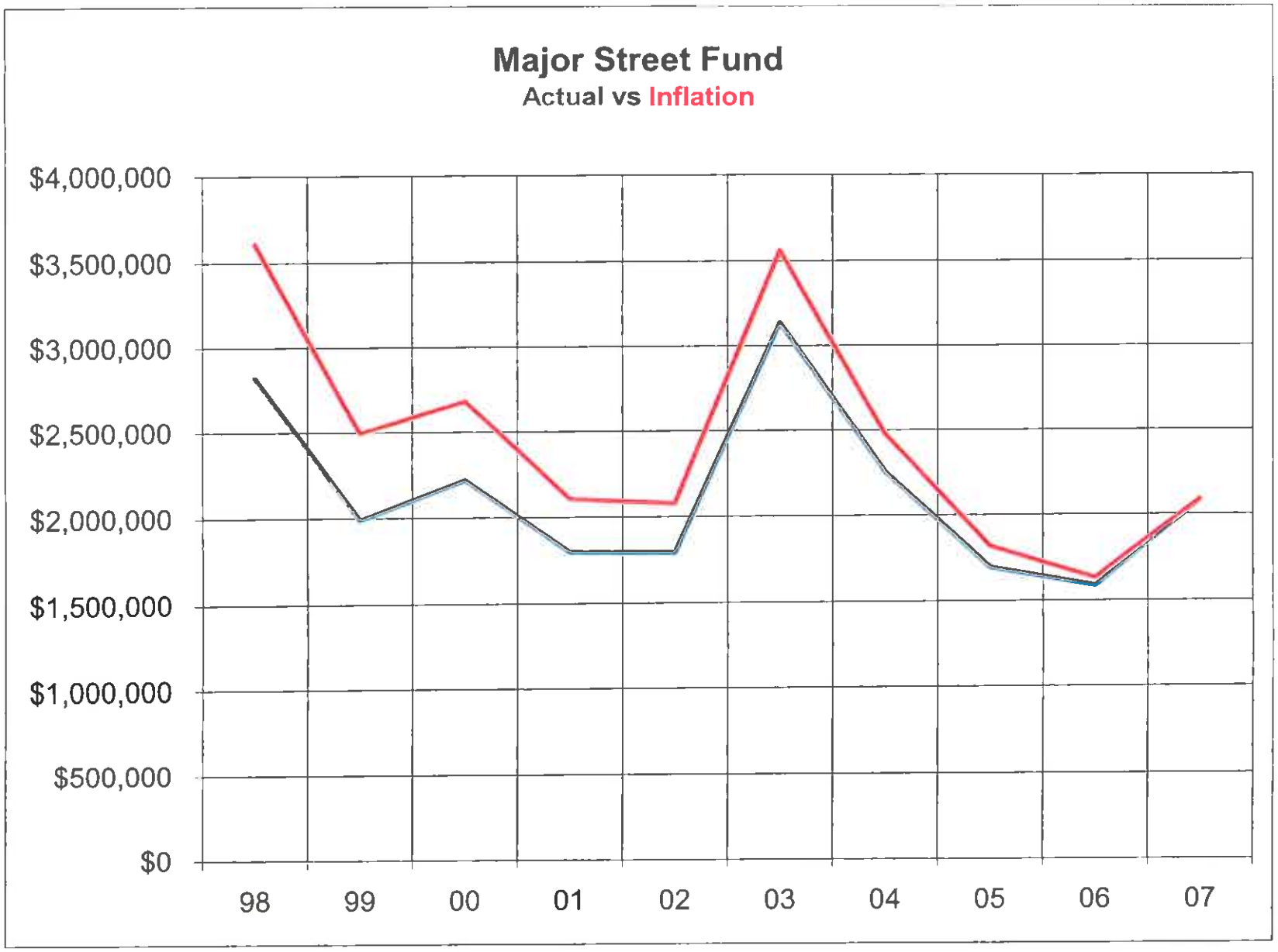
Major Street Fund
Actual vs Inflation
$4,000,000
$3,500,000
$3,000,000
$2,500,000
$2,000,000
$1,500,000
$1,000,000
$500,000
$0
98
99
00
01
02
03
04
05
06
07

DEPARTMENTAL FACT SHEET
2008 - 2009 FISCAL YEAR

Existing X New _____

DEPARTMENT & ACTIVITY Public Works Department Local Street Fund **Account No.** 203

I. **FUNCTION** The Local Street Fund is used to appropriate monies for the administration, design, construction, operation, and maintenance of the City's Local Street System. The Local Street System is administered through the Michigan Department of Transportation as required by Act 51.

II. REVENUE APPLICABLE TO THIS ACCOUNT:

A.	State Shared Revenue (Act 51 Gas & Weight Tax)	$ 431,005
B.	Telecommunications Act	$ 59,880
	Total:	$ 490,885

III. AUTHORIZED POSITIONS:

None.

Most maintenance, all administration, and some construction is done by City employees from Public Works and various other City Departments. Some maintenance and most construction is performed by contractors hired on a competitive bid basis.

IV. PROGRAM STATISTICS Prior Three Fiscal Years:

	07-08	06-07	05-06
Local Street Mileage	57.89	57.95	57.16

CITY OF MARQUETTE
REVENUES AND EXPENDITURES
2008-2009 FISCAL YEAR

ACCOUNT NUMBER	203 LOCAL STREET FUND REVENUES	2004-2005 ACTUAL	2005-2006 ACTUAL	2006-2007 ACTUAL	2007-08 BUDGET	2007-08 YEAR END ESTIMATED	2008-09 DEPT HEAD REQUEST	2008-09 MANAGER RECOMM.	2008-09 COMMISSION APPROVED
203-000-00000-547-0000	SNOW ALLOCATION	176,757	179,753	91,272	91,000	91,765	91,000	91,000	91,000
203-000-00000-549-0000	LOCAL ROAD PROGRAM	11,291	11,318	11,367	12,000	11,000	11,000	11,000	11,000
203-000-00000-554-0000	TELECOMMUNICATIONS ROW	64,205	60,053	59,880	60,000	60,000	60,000	60,000	60,000
203-000-00000-574-0000	STATE SHARED GAS/WEIGHT TAX	333,599	330,607	328,366	352,000	320,000	323,000	323,000	323,000
203-000-00000-698-0000	BOND PROCEEDS	0	0	0	1,048,340	1,048,340	2,229,000	711,000	711,000
203-000-00000-699-0000	TRANSFERS IN-GENERAL FUND	682,098	130,659	681,270	601,070	471,410	750,635	898,330	901,330
203-000-03409-510-0061	2003 DEAD RIVER FLOOD GRANT	0	551,536	0	0	0	0	0	0
	TOTAL	1,267,950	1,263,926	1,172,155	2,164,410	2,002,515	3,464,635	2,094,330	2,097,330

ACCOUNT NUMBER	LOCAL STREET FUND EXPENDITURES	2004-2005 ACTUAL	2005-2006 ACTUAL	2006-2007 ACTUAL	2007-08 BUDGET	2007-08 YEAR END ESTIMATED	2008-09 DEPT HEAD REQUEST	2008-09 MANAGER RECOMM.	2008-09 COMMISSION APPROVED
	CONSTRUCTION								
203-459-00000-702-0000	SALARIES & WAGES	233	28	0	1,000	1,500	1,500	1,500	1,500
203-459-00000-714-0000	FRINGE BENEFITS	0	16	0	600	960	960	960	960
203-459-00000-716-0000	SOCIAL SECURITY	18	3	0	150	150	150	150	150
203-459-00000-775-0000	REPAIR & MAINT SUPPLIES	13	0	0	200	200	200	200	200
203-459-00000-801-0000	PROFESSIONAL & CONTRACTUAL	0	0	0	10,000	10,000	10,000	0	0
203-459-05101-801-0000	SIMP	0	0	12,053	0	0	0	0	0
203-459-00000-945-0000	VEHICLE/EQUIPMENT RENTAL	0	66	1,548	6,000	6,000	6,000	6,000	6,000
203-459-00000-999-0000	TRANSFER OUT-CONSTRUCTION FUND	418	29,946	243,700	888,340	888,340	2,229,000	711,000	711,000
	SUBTOTAL	682	30,059	257,301	906,290	907,150	2,247,810	719,810	719,810

459-801: Asphalt Pavement Maintenance $10,000.

	ROUTINE MAINTENANCE								
203-463-00000-702-0000	SALARIES & WAGES	72,942	91,430	88,887	95,000	95,000	95,000	95,000	95,000
203-463-00000-714-0000	FRINGE BENEFITS	79,937	53,440	50,356	57,000	57,000	57,000	57,000	57,000
203-463-00000-716-0000	SOCIAL SECURITY	5,541	6,938	6,757	7,300	7,300	7,300	7,300	7,300
203-463-00000-775-0000	REPAIR & MAINTENANCE	19,840	16,686	20,277	22,000	22,000	22,000	22,000	22,000
203-463-00000-801-0000	PROFESSIONAL & CONTRACTUAL	3,400	10,516	10,236	13,000	13,000	13,000	0	3,000
203-463-00000-920-0000	POWER	663	634	765	900	1,200	1,200	1,200	1,200
203-463-00000-923-0000	STORMWATER	101,104	106,160	105,000	105,000	105,000	108,000	108,000	108,000
203-463-00000-940-0000	RENTAL	0	0	0	2,000	0	2,000	2,000	2,000
203-463-00000-945-0000	VEHICLE/EQUIPMENT RENTAL	126,798	125,000	134,408	125,000	130,000	130,000	130,000	130,000
	SUBTOTAL	410,225	410,804	416,686	427,200	430,500	435,500	422,500	425,500

463-801: Street Tree Replacement $10,000.

(Continued on next page)

(Continued from previous page)

ACCOUNT NUMBER	203 LOCAL STREET FUND EXPENDITURES	2004-2005 ACTUAL	2005-2006 ACTUAL	2006-2007 ACTUAL	2007-08 BUDGET	2007-08 YEAR END ESTIMATED	2008-09 DEPT HEAD REQUEST	2008-09 MANAGER RECOMM.	2008-09 COMMISSION APPROVED
	WINTER MAINTENANCE								
203-479-00000-702-0000	SALARIES & WAGES	104,398	74,900	69,877	90,000	80,000	85,000	85,000	85,000
203-479-00000-714-0000	FRINGE BENEFITS	140,224	43,780	39,761	54,900	51,200	54,400	54,400	54,400
203-479-00000-716-0000	SOCIAL SECURITY	7,954	5,694	5,322	6,885	6,200	6,500	6,500	6,500
203-479-00000-740-0000	OPERATING SUPPLIES	0	1,045	715	2,000	2,000	2,000	2,000	2,000
203-479-00000-775-0000	REPAIR & MAINT SUPPLIES	30,907	44,060	39,824	48,000	48,000	48,000	48,000	48,000
203-479-00000-945-0000	VEHICLE/EQUIPMENT RENTAL	273,137	203,902	218,907	275,000	240,000	255,000	255,000	255,000
	SUBTOTAL	**556,620**	**373,381**	**374,406**	**476,785**	**427,400**	**450,900**	**450,900**	**450,900**
	ADMINISTRATION								
203-482-00000-801-0000	PROFESSIONAL & CONTRACTUAL	1,500	1,515	1,500	2,000	0	0	0	0
203-482-00000-806-0000	ADMINISTRATIVE CHARGES	260,724	260,724	233,844	196,290	196,290	237,910	237,910	237,910
203-482-00000-945-0000	VEHICLE/EQUIPMENT RENTAL	1,200	960	700	4,000	7,295	6,615	6,615	6,615
	SUBTOTAL	**263,424**	**263,199**	**236,044**	**202,290**	**203,585**	**244,525**	**244,525**	**244,525**
	DEBT								
203-906-00000-991-0000	PRINCIPAL	30,101	31,557	33,014	34,475	34,470	17,965	17,965	17,965
203-906-00000-995-0000	INTEREST	6,899	5,542	4,089	2,540	2,540	1,320	1,320	1,320
203-906-00000-999-0000	TRANSFER OUT-DEBT SERVICE FUND	0	0	0	114,830	0	66,615	237,310	237,310
	SUBTOTAL	**37,000**	**37,099**	**37,103**	**151,845**	**37,010**	**85,900**	**256,595**	**256,595**
	TOTAL	**1,267,951**	**1,114,542**	**1,321,540**	**2,164,410**	**2,005,645**	**3,464,635**	**2,094,330**	**2,097,330**
	SALARIES	177,573	166,358	158,764	186,000	176,500	181,500	181,500	181,500
	FRINGES	233,674	109,871	102,196	126,835	122,810	126,310	126,310	126,310
	OTHER CHARGES & SERVICE	819,273	771,202	766,176	795,190	764,785	825,725	812,725	815,725
	CAPITAL OUTLAY	431	30,012	257,301	904,540	904,540	2,245,200	717,200	717,200
	OTHER EXPENDITURES	0	0	0	0	0	0	0	0
	OPERATING TRANSFERS OUT	37,000	37,099	37,103	151,845	37,010	85,900	256,595	256,595
	TOTAL	**1,267,951**	**1,114,542**	**1,321,540**	**2,164,410**	**2,005,645**	**3,464,635**	**2,094,330**	**2,097,330**

CITY OF MARQUETTE
Local Street Revenue
Gas & Weight Tax

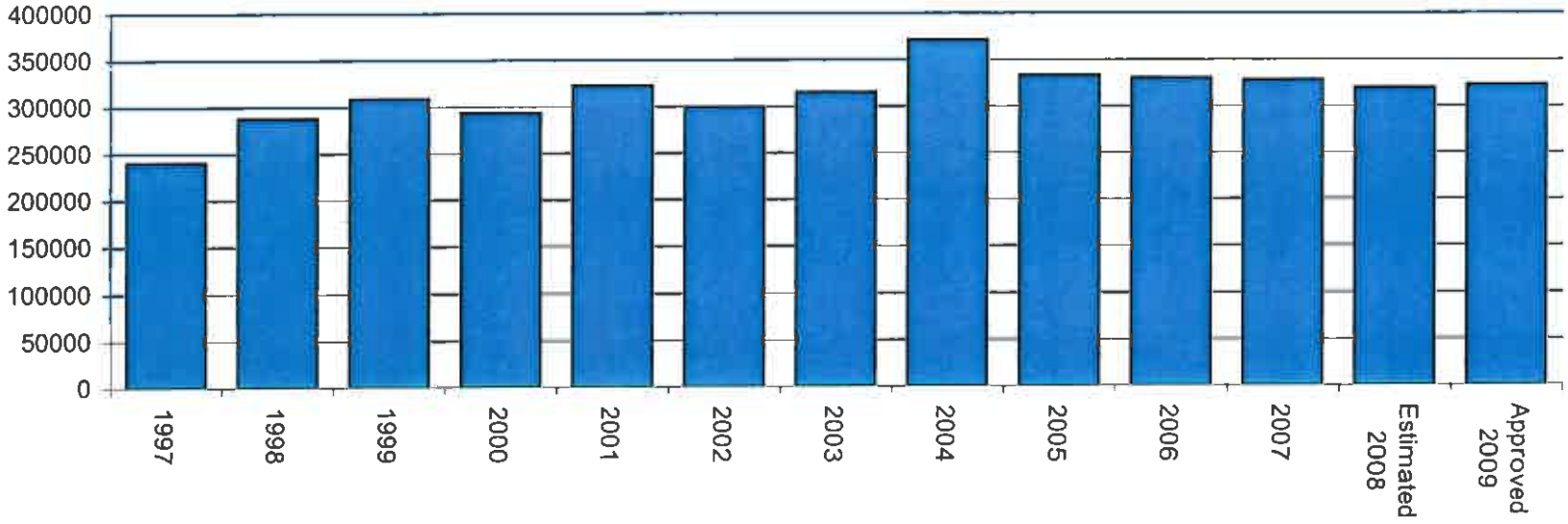

CITY OF MARQUETTE
Local Street Revenue
Snow Allocation

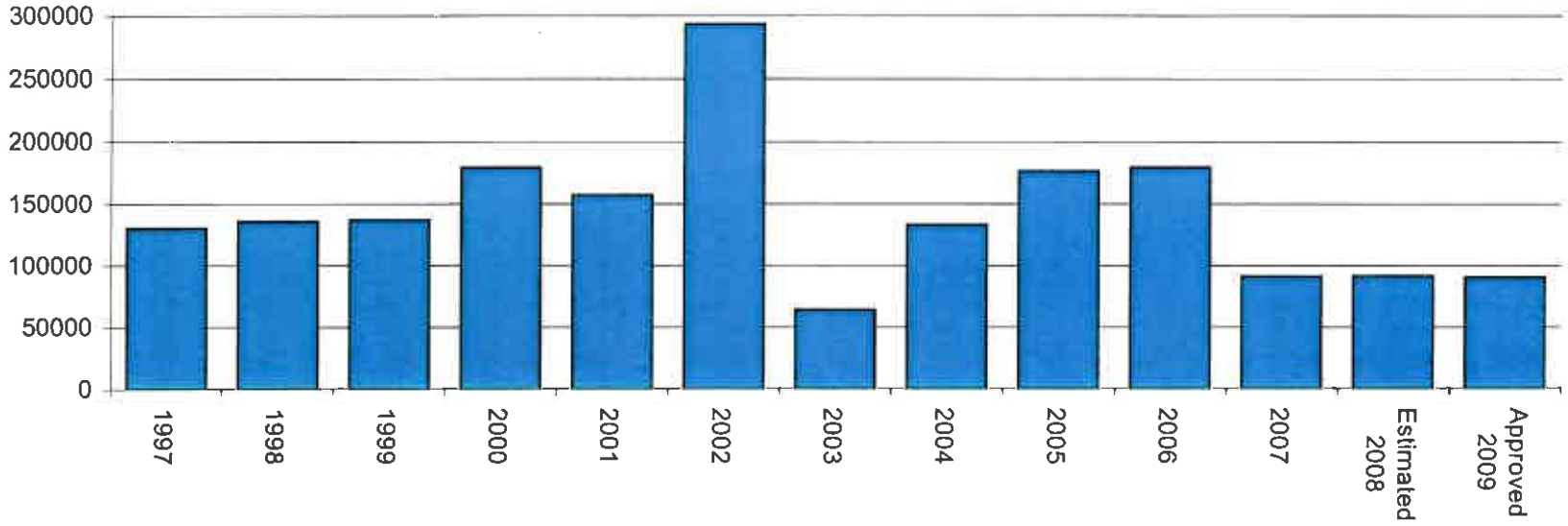

CITY OF MARQUETTE
Local Street Revenue
General Fund Transfer

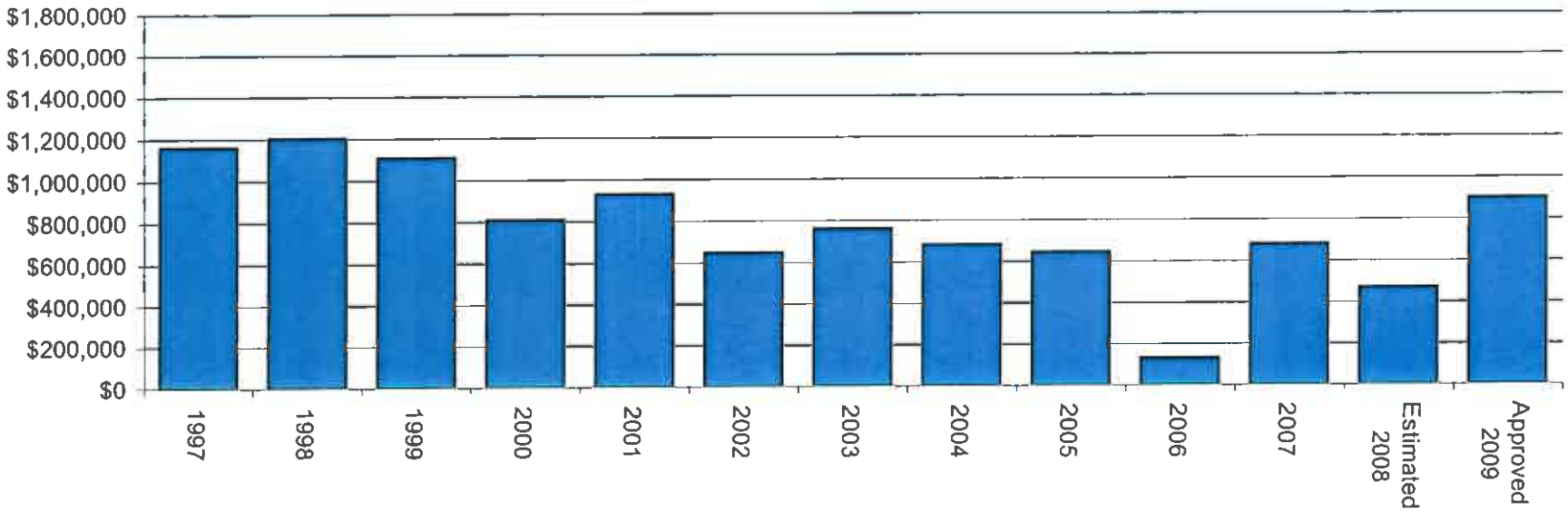

City of Marquette
Local Street Fund Historical Expenditures
Stated in Actual Dollars

Dept Name	FY 98 Actual	FY 99 Actual	FY 00 Actual	FY 01 Actual	FY 02 Actual	FY 03 Actual	FY 04 Actual	FY 05 Actual	FY 06 Actual	FY 07 Actual	FY 98 thru FY 07 Average	FY 08 Budget	Variance FY 08 vs Avg	FY 09 Budget	FY 09 vs FY 08	Variance FY 09 vs Avg
Routine Maintenance	503,634	555,794	394,265	294,796	403,858	380,438	350,348	410,225	410,804	416,686	412,085	427,200	15,115	425,500	(1,700)	13,415
Winter Maintenance	398,055	532,096	428,115	767,015	453,560	413,824	553,233	556,620	373,381	374,406	485,031	476,785	(8,246)	450,900	(25,885)	(34,131)
Administration	214,117	216,605	224,585	241,445	246,556	251,087	261,172	263,424	263,199	236,044	241,823	202,290	(39,533)	244,525	42,235	2,702
Construction	522,604	196,513	213,494	95,010	186,510	97,598	56,413	682	113	257,300	162,624	906,290	743,666	719,810	(186,480)	557,186
Debt Service	72,210	71,792	33,721	25,334	26,676	23,138	36,807	37,000	37,099	37,103	40,088	151,845	111,757	256,595	104,750	216,507
	1,710,620	1,572,800	1,294,180	1,423,600	1,317,160	1,166,085	1,257,973	1,267,951	1,084,596	1,321,539	1,341,650	2,164,410	822,760	2,097,330	(67,080)	755,680
% Variance vs Previous Year	10.1%	-8.1%	-17.7%	10.0%	-7.5%	-11.5%	7.9%	0.8%	-14.5%	21.8%		63.8%	61.3%	-3.1%		56.3%

City of Marquette
Local Street Fund Historical Expenditures
Stated in Year 2007 Dollars

Dept Name	FY 98 Actual	FY 99 Actual	FY 00 Actual	FY 01 Actual	FY 02 Actual	FY 03 Actual	FY 04 Actual	FY 05 Actual	FY 06 Actual	FY 07 Actual	FY 98 thru FY 07 Average	FY 08 Budget	Variance FY 08 vs Avg	FY 09 Budget	FY 09 vs FY 08	Variance FY 09 vs Avg
Routine Maintenance	643,910	696,916	476,594	345,143	467,838	431,591	384,884	439,542	421,940	416,686	472,504	427,200	(45,304)	425,500	(1,700)	(47,004)
Winter Maintenance	508,924	667,201	517,513	898,011	525,414	469,466	607,769	596,399	383,502	374,406	554,860	476,785	(78,075)	450,900	(25,885)	(103,960)
Administration	273,754	271,603	271,482	282,681	285,616	284,848	286,917	282,250	270,334	236,044	274,553	202,290	(72,263)	244,525	42,235	(30,028)
Construction	668,164	246,410	258,075	111,236	216,057	110,721	61,974	731	116	257,300	193,078	906,290	713,212	719,810	(186,480)	526,732
Debt Service	92,322	90,021	40,763	29,661	30,902	26,249	40,435	39,644	38,105	37,103	46,520	151,845	105,325	256,595	104,750	210,075
	2,187,075	1,972,151	1,564,426	1,666,732	1,525,826	1,322,875	1,381,980	1,358,565	1,113,996	1,321,539	1,541,517	2,164,410	622,893	2,097,330	(67,080)	555,813
% Variance vs Previous Year	8.3%	-9.8%	-20.7%	6.5%	-8.5%	-13.3%	4.5%	-1.7%	-18.0%	18.6%		63.8%	40.4%	-3.1%		36.1%

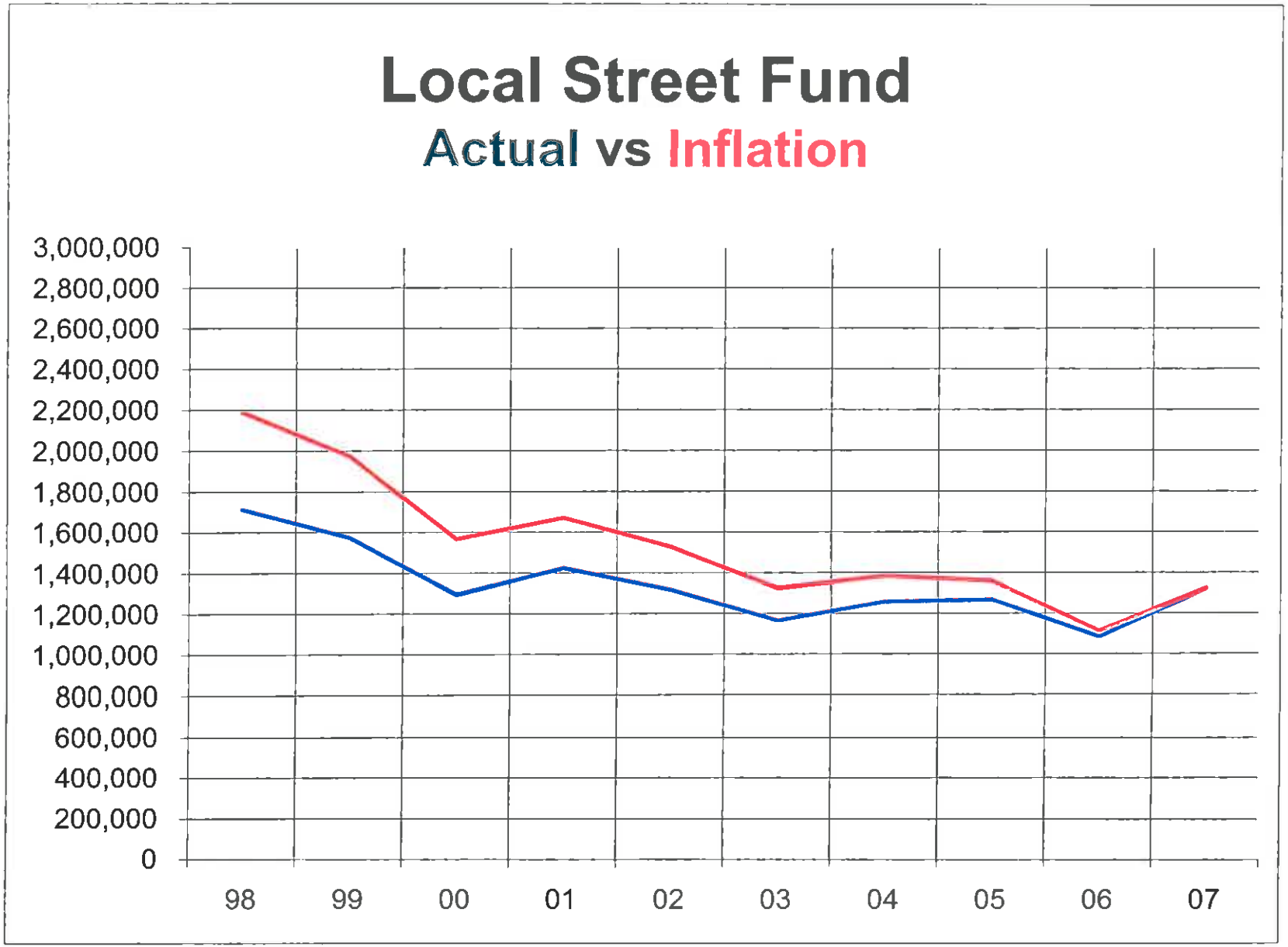
Local Street Fund
Actual vs Inflation
3,000,000
2,800,000
2,600,000
2,400,000
2,200,000
2,000,000
1,800,000
1,600,000
1,400,000
1,200,000
1,000,000
800,000
600,000
400,000
200,000
0
98
99
00
01
02
03
04
05
06
07

DEPARTMENTAL FACT SHEET
2007-2008 FISCAL YEAR

Existing XXX New___

DEPARTMENT & ACTIVITY Peter White Public Library **Account No.** 271-790

I. FUNCTION:

To make informational, educational and recreational materials available to all library users in a welcoming and business-like atmosphere.

II. REVENUE APPLICABLE TO THIS ACCOUNT:

III. AUTHORIZED POSITIONS:

Recommended 2007-2008	Title	Pay Bracket
1	Library Director(MLS)	$71,700.00
1	Deputy Director	$43,260.00
1	Administrative Assistant	$26,832.00
.625	Finance Clerk(part-time 25 hours per week)	$12.10/hour
1	Information Technology Services Coordinator	$28,600.00
1	Collection Development/Reference Librarian (MLS)	$37,883.04*
1	Technical Services Librarian (MLS)	$37,883.04*
1	Youth Services Librarian (MLS)	$37,883.04*
1	Circulation Services Coordinator	$37,883.04*
1	Maintenance Services Coordinator	$32,833.32*
3	Library Assistant II (full-time)	$23,322.00*
2	Library Assistant II (25 hours per week)	$14,950.00*
1	Library Assistant I (full-time)	$21,902.40*
1	Library Assistant I Teen Emphasis (32 hrs/week)	$10.80/hour*
3	Library Assistant I Youth Services (20 hrs/week)	$10.80/hour*
1	Library Assistant I Circulation Desk (20 hrs/week)	$10.80/hour*
4	Library Assistant Circulation Desk (20 hrs/week)	$9.76/hour*
1	Maintenance Assistant II (full-time)	$23,322.00*
2	Maintenance Assistant (20 hrs/week)	$9.76/hour*
3	Library Aide (part-time 20 hours/week)	$9.23/hour*
7	Library Page (11 hours/week)	$7.15/hour

*May change due to new labor contract under negotiation.

PWPL estimated payroll for 2008/2009 is $740,000.00

IV. PROGRAM STATISTICS Prior Five Fiscal Years:

PWPL is open 7 days a week during the school year for a total of 68 hours per week. During summer months, the library is closed on Sunday, but open 6 days a week for a total of 64 hours per week.

Category	2002/03	2003/04	2004/05	2005/06	2006/07
Attendance	266,171	292,289	299,363	303,019	310,949
Average Daily Attendance	787	855	888	902	917
Circulation (items checked out)	328,360	328,216	300,443	335,008	335,991
Registered Cardholders	19,511	20,489	21,389	22,928	22,773
Program/Tour Attendance	5,655	8,155	6,416	9,160	9,926
Computer Sign-ups	62,343	71,250	66,556	64,172	66,437
Reference/Directional Questions	103,122	82,573	78,857	84,538	80,564
Interlibrary Loan	4,758	12,719	14,351	14,994	21,835
Non-resident Cards	258	265	267	295	278

Library Hours

Monday – Thursday 9:00 a.m. – 9:00 p.m.
Friday 9:00 a.m. – 6:00 p.m.
Saturday 10:00 a.m. – 5:00 p.m.
Sunday 1:00 p.m. – 5:00 p.m.
Closed Sundays June, July, & August

CITY OF MARQUETTE
REVENUES AND EXPENDITURES
2008-2009 FISCAL YEAR

ACCOUNT NUMBER	271 PETER WHITE LIBRARY FUND REVENUES	2004-2005 ACTUAL	2005-2006 ACTUAL	2006-2007 ACTUAL	2007-08 BUDGET	2007-08 YEAR END ESTIMATED	2008-09 DEPT HEAD REQUEST	2008-09 MANAGER RECOMM.	2008-09 COMMISSION APPROVED
271-000-00000-402-0000	REAL PROPERTY TAX	579,281	618,754	639,090	660,200	669,335	690,000	690,000	690,000
271-000-00000-410-0000	PERSONAL PROPERTY TAX	48,503	50,374	33,428	50,000	48,500	50,000	50,000	50,000
271-000-00000-437-0000	INDUSTRIAL FACILITIES TAX	599	554	2,848	3,000	2,244	2,000	2,000	2,000
271-000-00000-445-0000	CURRENT YEAR PENALTY	1,497	1,326	564	1,200	1,700	1,200	1,200	1,200
271-000-00000-543-0000	STATE GRANTS	19,499	28,482	26,896	12,750	13,900	22,600	22,600	22,600
271-000-00000-574-0000	STATE REVENUE SHARING	11,000	11,000	11,000	11,000	11,000	11,000	11,000	11,000
271-000-00000-580-0000	TOWNSHIP CONTRACT REVENUE	297,275	313,149	331,883	368,250	360,000	370,000	370,000	370,000
271-000-00000-582-0000	INTERNET SERVICE FEES	2,428	2,565	2,451	2,500	2,000	2,500	2,500	2,500
271-000-00000-642-0000	SERVICES-OTHER	40,965	38,425	49,945	50,000	50,000	50,000	50,000	50,000
271-000-00000-649-0000	NON-RESIDENT FEES	0	0	0	0	0	0	0	0
271-000-00000-655-0000	LIBRARY FINES	39,157	39,172	40,759	42,000	42,000	42,000	42,000	42,000
271-000-00000-658-0000	PENAL FINES	96,775	116,972	137,031	135,000	135,000	135,000	135,000	135,000
271-000-00000-665-0000	INTEREST	17,594	18,484	16,321	19,000	23,000	19,000	19,000	19,000
271-000-00000-667-0000	LAND & BUILDING RENTAL	27,049	36,475	25,873	30,000	30,000	42,000	42,000	42,000
271-000-00000-673-0000	SALE OF FIXED ASSETS	2,361	6,532	2,426	5,000	4,750	35,000	35,000	35,000
271-000-00000-674-0000	CONTRIBUTIONS - KNEAD TO READ	0	0	1,333	0	1,300	1,500	1,500	1,500
271-000-00000-675-0000	PRIVATE SOURCES	20,524	5,683	23,406	10,000	20,000	25,000	25,000	25,000
271-000-00000-676-0000	REIMBURSEMENTS	17,593	15,290	8,552	13,000	50,000	10,000	10,000	10,000
271-000-00000-679-0000	CARROL PAUL TRUST FUND	19,785	26,900	28,500	36,000	36,000	42,000	42,000	42,000
271-000-00000-680-0000	DESIGNATED DONATIONS	4,206	7,172	2,526	0	8,000	0	0	0
271-000-00000-684-0000	FUNDRAISING EVENTS	0	5,028	22,963	61,000	50,000	85,900	85,900	85,900
271-000-00000-695-0000	OTHER	3,250	7,733	12,637	8,000	600	10,000	10,000	10,000
271-000-00000-699-0000	TRANSFERS IN	0	0	0	0	0	0	0	0
271-000-74005-445-0000	PENALTIES ON DELINQUENT TAXES	29	930	760	950	100	800	800	800
	TOTAL	1,249,370	1,351,000	1,421,192	1,518,850	1,559,429	1,647,500	1,647,500	1,647,500

CITY OF MARQUETTE
REVENUES AND EXPENDITURES
2007-2008 FISCAL YEAR

ACCOUNT NUMBER	271 PETER WHITE LIBRARY FUND EXPENDITURES	2004-2005 ACTUAL	2005-2006 ACTUAL	2006-2007 ACTUAL	2007-08 BUDGET	2007-08 YEAR END ESTIMATED	2008-09 DEPT HEAD REQUEST	2008-09 MANAGER RECOMM.	2008-09 COMMISSION APPROVED
271-790-00000-702-0000	SALARIES & WAGES	594,338	661,032	688,981	712,000	712,000	740,000	740,000	740,000
271-790-00000-715-0000	LONGEVITY	5,295	5,475	5,840	6,000	5,390	6,000	6,000	6,000
271-790-00000-716-0000	SOCIAL SECURITY	45,705	50,413	52,799	56,000	56,800	60,000	60,000	60,000
271-790-00000-717-0000	HEALTH INSURANCE	98,731	104,911	103,873	125,000	125,000	159,500	159,500	159,500
271-790-00000-718-0000	LIFE INSURANCE	1,436	1,395	1,792	2,000	2,000	2,000	2,000	2,000
271-790-00000-719-0000	UNEMPLOYMENT INSURANCE	3,055	2,925	1,691	3,600	3,000	3,600	3,600	3,600
271-790-00000-721-0000	WORKERS COMP INSURANCE	2,873	6,234	646	3,600	3,600	3,600	3,600	3,600
271-790-00000-722-0000	RETIREMENT-MERS	30,776	52,483	40,812	38,000	43,000	50,000	50,000	50,000
271-790-00000-727-0000	MAGAZINES	12,660	14,006	14,032	16,200	16,000	18,000	18,000	18,000
271-790-00000-728-0000	POSTAGE	7,471	6,951	4,875	7,000	8,500	12,500	12,500	12,500
271-790-00000-740-0000	OPERATING SUPPLIES	20,999	21,344	20,408	22,500	24,000	23,000	23,000	23,000
271-790-00000-741-0000	MUSIC SUPPLIES	68	836	2,142	3,500	2,000	3,000	3,000	3,000
271-790-00000-742-0000	LIBRARY ACTIVITIES	6,217	4,731	7,378	6,000	6,000	10,000	10,000	10,000
271-790-00000-743-0000	COMPUTER PROGRAMS	1,839	750	8,939	11,500	6,000	6,000	6,000	6,000
271-790-00000-744-0000	MUSIC SUPPLIES-PROGRAMMING	2,463	1,679	1,450	4,000	4,000	4,000	4,000	4,000
271-790-00000-746-0000	LIBRARY ACTIVITIES/MUSIC	0	6,649	5,900	9,000	9,000	12,000	12,000	12,000
271-790-00000-775-0000	REPAIR & MAINT SUPPLIES	12,579	13,379	15,138	16,000	16,000	16,000	16,000	16,000
271-790-00000-801-0000	PROFESSIONAL & CONTRACTUAL	83,154	106,885	97,219	102,000	102,000	110,600	110,600	110,600
271-790-00000-806-0000	ADMINISTRATIVE SERVICES	0	0	0	0	0	0	0	0
271-790-00000-850-0000	COMMUNICATIONS	7,729	7,951	9,694	8,250	12,000	10,000	10,000	10,000
271-790-00000-860-0000	TRANSPORTATION	4,451	2,871	3,594	4,000	5,000	5,000	5,000	5,000
271-790-00000-865-0000	CONFERENCES/SEMINARS	3,356	3,705	3,534	4,000	6,500	5,000	5,000	5,000
271-790-00000-880-0000	COMMUNITY PROMOTION	464	1,299	4,990	4,000	6,000	5,000	5,000	5,000
271-790-00000-900-0000	PRINTING & PUBLISHING	5,594	4,041	3,248	8,000	8,000	10,000	10,000	10,000
271-790-00000-910-0000	PROPERTY INSURANCE	26,922	33,899	39,573	38,000	44,000	40,000	40,000	40,000
271-790-00000-920-0000	POWER	66,285	64,717	70,471	75,000	75,000	78,000	78,000	78,000
271-790-00000-921-0000	NATURAL GAS	30,697	36,356	32,568	40,000	40,000	42,000	42,000	42,000
271-790-00000-922-0000	WATER	2,698	3,156	3,663	3,500	3,500	4,000	4,000	4,000
271-790-00000-923-0000	STORMWATER	564	601	600	600	600	600	600	600
271-790-00000-930-0000	REPAIR & MAINTENANCE	29,590	10,172	21,734	20,000	20,000	20,000	20,000	20,000
271-790-00000-940-0000	RENTAL	23,629	22,066	13,512	14,000	14,000	12,000	12,000	12,000
271-790-00000-950-0000	AWARDS/INCENTIVE PROGRAM	750	750	163	0	0	0	0	0
271-790-00000-951-0000	DESIGNATED CONSUMABLES	0	0	0	0	200	0	0	0
271-790-00000-955-0000	CONTINGENCIES	0	0	0	300	100	0	0	0
271-790-00000-956-0000	MISCELLANEOUS	29,145	15	60	0	0	0	0	0
271-790-00000-960-0000	MEMBERSHIP FEES	1,248	1,185	4,212	4,000	4,000	4,000	4,000	4,000
271-790-00000-965-0000	DELINQUENT PROPERTY TAXES	0	0	0	0	0	0	0	0
271-790-00000-976-0000	CAPITAL OUTLAY-BLDG IMPROVEMENTS	1,970	0	0	0	4,000	0	0	0
271-790-00000-977-0000	CAPITAL OUTLAY-EQUIPMENT	11,676	20,115	20,471	23,750	24,000	25,000	25,000	25,000
271-790-00000-983-0000	CAPITAL OUTLAY-BOOKS,CD,ETC	71,991	99,328	112,973	124,550	132,550	145,100	145,100	145,100
	SUBTOTAL	**1,248,418**	**1,374,305**	**1,418,975**	**1,515,850**	**1,543,740**	**1,645,500**	**1,645,500**	**1,645,500**

(Continued on next page)

(Continued from previous page)

CITY OF MARQUETTE
REVENUES AND EXPENDITURES
2007-2008 FISCAL YEAR

LIBRARY FUND EXPENDITURES

GRANTS	GRANTS	2004-2005 ACTUAL	2005-2006 ACTUAL	2006-2007 ACTUAL	2007-08 BUDGET	2007-08 YEAR END ESTIMATED	2008-09 DEPT HEAD REQUEST	2008-09 MANAGER RECOMM.	2008-09 COMMISSION APPROVED
271-792-00000-740-0000	COMPUTER PROGRAMS	0	221	0	0	0	0	0	0
271-792-00000-979-0000	VIDEO TAPES	0	0	0	0	0	0	0	0
271-792-00000-983-0000	AUDIO	0	0	0	0	0	0	0	0
271-792-73003-983-0000	REFERENCE BOOKS	732	858	0	1,500	1,500	1,000	1,000	1,000
271-792-73005-983-0000	CIRCULATION BOOKS	1,016	1,767	556	1,500	1,500	1,000	1,000	1,000
271-792-73018-727-0000	MAGAZINES	214	140	125	0	247	0	0	0
	SUBTOTAL	1,962	2,986	681	3,000	3,247	2,000	2,000	2,000
	TOTAL	1,250,380	1,377,291	1,419,656	1,518,850	1,546,987	1,647,500	1,647,500	1,647,500

SALARIES	594,338	661,032	688,981	712,000	712,000	740,000	740,000	740,000
FRINGES	187,871	223,836	207,453	234,200	238,790	284,700	284,700	284,700
OTHER CHARGES & SERVICE	379,324	368,809	384,885	417,350	428,400	446,700	446,700	446,700
CAPITAL OUTLAY	88,847	123,614	138,337	155,300	167,797	176,100	176,100	176,100
OTHER EXPENDITURES	0	0	0	0	0	0	0	0
OPERATING TRANSFERS OUT	0	0	0	0	0	0	0	0
TOTAL	1,250,380	1,377,291	1,419,656	1,518,850	1,546,987	1,647,500	1,647,500	1,647,500

DEPARTMENTAL FACT SHEET
2008-2009 FISCAL YEAR

Existing X___ New____

DEPARTMENT & ACTIVITY MSHDA Homeowner Repair Fund **Account No.** 280

I. FUNCTION:

This fund was established in 2003/2004 to account for a two year grant from the State for homeowner repairs. The grant was for $166,600, including a 20% administration and soft cost reimbursement of up to $33,320. The grant is closed, however, the account remains open to allow for pass through of funds from the discharge of mortgages to the State of Michigan (MSHDA).

II. REVENUE APPLICABLE TO THIS ACCOUNT:

Owners' leverage placed in escrow plus state grant reimbursements. Additional revenues generated from fees for contractor training classes in Lead Paint Safety. Source of funds: non-federal MSHDA funds. No new revenues for 2008/2009. Account remains open to allow pass through of funds to the State of Michigan when property liens are discharged. Liens are discharged when the property is sold.

III. AUTHORIZED POSITIONS:

None. For FY 2008/09 there are no authorized positions due to completion of the grant.

IV. PROGRAM STATISTICS:

Funds for Rehab	Funds for Admin.	Homeowner Leverage	Grant Ending Date	# of Homes in program	Grant Funds Expended by 6/31/05
$133,280	$33,320	$44,189	6/01/05	13	$166,600/100%

CITY OF MARQUETTE
REVENUES AND EXPENDITURES
2008-2009 FISCAL YEAR

ACCOUNT NUMBER	280 MSHDA HOMEOWNER REPAIR FUND REVENUES	2004-2005 ACTUAL	2005-2006 ACTUAL	2006-2007 ACTUAL	2007-08 BUDGET	2007-08 YEAR END ESTIMATED	2008-09 DEPT HEAD REQUEST	2008-09 MANAGER RECOMM.	2008-09 COMMISSION APPROVED
280-000-00000-543-0018	GRANT - MSHDA	70,985	7,070	0	0	0	0	0	0
280-000-00000-695-0000	OTHER REVENUE	10,439	12,997	0	0	0	0	0	0
280-000-00000-699-0000	TRANSFERS IN	34,330	0	0	0	0	0	0	0
	TOTAL	**115,754**	**20,067**	**0**	**0**	**0**	**0**	**0**	**0**

ACCOUNT NUMBER	280 MSHDA HOMEOWNER REPAIR FUND EXPENDITURES	2004-2005 ACTUAL	2005-2006 ACTUAL	2006-2007 ACTUAL	2007-08 BUDGET	2007-08 YEAR END ESTIMATED	2008-09 DEPT HEAD REQUEST	2008-09 MANAGER RECOMM.	2008-09 COMMISSION APPROVED
280-706-00000-702-0018	SALARIES & WAGES	10,373	0	0	0	0	0	0	0
280-706-00000-716-0018	SOCIAL SECURITY	800	0	0	0	0	0	0	0
280-706-00000-717-0018	HEALTH INSURANCE	14,719	0	0	0	0	0	0	0
280-706-00000-718-0018	LIFE INSURANCE	82	0	0	0	0	0	0	0
280-706-00000-719-0018	UNEMPLOYMENT INSURANCE	80	0	0	0	0	0	0	0
280-706-00000-721-0018	WORKERS COMP INSURANCE	136	0	0	0	0	0	0	0
280-706-00000-722-0018	RETIREMENT-MERS	3,694	0	0	0	0	0	0	0
280-706-00000-801-0018	ADMINISTRATION	2,161	20,055	0	0	0	0	0	0
280-706-00000-980-0018	PROJECT COST	88,104	0	0	0	0	0	0	0
	TOTAL	**120,149**	**20,055**	**0**	**0**	**0**	**0**	**0**	**0**
	SALARIES	10,373	0	0	0	0	0	0	0
	FRINGES	19,511	0	0	0	0	0	0	0
	OTHER CHARGES & SERVICE	2,161	20,055	0	0	0	0	0	0
	CAPITAL OUTLAY	88,104	0	0	0	0	0	0	0
	OTHER EXPENDITURES	0	0	0	0	0	0	0	0
	OPERATING TRANSFERS OUT	0	0	0	0	0	0	0	0
	TOTAL	**120,149**	**20,055**	**0**	**0**	**0**	**0**	**0**	**0**

CITY OF MARQUETTE
DEPARTMENTAL FACT SHEET
2008-2009 FISCAL YEAR

Existing _X__ New_____

DEPARTMENT & ACTIVITY MSHDA Village Rental Rehab Fund **Account No.** 282

I. FUNCTION:

This fund was established in 2005/2006 to account for a two year CDBG grant from the Michigan State Housing Development Authority (MSHDA) for the rehabilitation of rental properties in commercial buildings on Third Street. The grant was for $171,900, which includes an 18% administration reimbursement of up to $30,900. The grant was amended to extend the close-out date to September 30, 2007. The account will remain open for five years to allow for the pass through of funds due to possible defaults to the State (MSHDA).

II. REVENUE APPLICABLE TO THIS ACCOUNT:

Private, leveraged funds from property owners and grant reimbursements. Owner's leverage for the program totaled $55,848. The program leveraged more than a quarter of a million dollars in private and public investment in the Third Street neighborhood. In addition, the City was reimbursed $30,900 for administration of the program.

III. AUTHORIZED POSITIONS:

None. With the close-out of the grant, there are no authorized positions for FY 2008/2009.

IV. PROGRAM STATISTICS:

Statistics for Village Rental Rehab Grant Close Out Date: 9/30/07					
Funds for Rehab	Funds for Admin.	Owners' Leverage	Grant Ending Date	# of rental units renovated	Grant Funds Expended
$141,000	$30,900	$55,848	9/30/07	8	$171,900/100%

CITY OF MARQUETTE
REVENUES AND EXPENDITURES
2008-2009 FISCAL YEAR

ACCOUNT NUMBER	282 MSHDA RENTAL FUND REVENUES	2004-2005 ACTUAL	2005-2006 ACTUAL	2006-2007 ACTUAL	2007-08 BUDGET	2007-08 YEAR END ESTIMATED	2008-09 DEPT HEAD REQUEST	2008-09 MANAGER RECOMM.	2008-09 COMMISSION APPROVED
282-000-00000-510-0057	GRANT-3RD ST VILLAGE RENTAL	0	84,302	57,191	0	0	0	0	0
282-000-00000-543-0019	GRANT - MSHDA	0	0	(17,711)	0	0	0	0	0
282-000-00000-605-0057	ADMINISTRATION	0	18,446	11,980	0	0	0	0	0
282-000-00000-665-0000	INTEREST	1,105	0	0	0	0	0	0	0
282-000-00000-676-0000	REIMBURSEMENTS	0	85	0	0	0	0	0	0
282-000-00000-695-0000	OTHER REVENUE	579	0	12	0	0	0	0	0
282-000-00000-695-0057	OWNERS LEVERAGE	0	35,772	16,845	0	10,575	0	0	0
282-000-00000-699-0000	TRANSFERS IN	0	27,463	17,233	0	0	0	0	0
	TOTAL	**1,684**	**166,068**	**85,550**	**0**	**10,575**	**0**	**0**	**0**

ACCOUNT NUMBER	282 MSHDA RENTAL FUND EXPENDITURES	2004-2005 ACTUAL	2005-2006 ACTUAL	2006-2007 ACTUAL	2007-08 BUDGET	2007-08 YEAR END ESTIMATED	2008-09 DEPT HEAD REQUEST	2008-09 MANAGER RECOMM.	2008-09 COMMISSION APPROVED
282-706-00000-702-0019/57	SALARIES & WAGES	17,382	26,699	13,300	0	0	0	0	0
282-706-00000-716-0019/57	SOCIAL SECURITY	1,370	2,040	1,006	0	0	0	0	0
282-706-00000-717-0019/57	HEALTH INSURANCE	0	9,470	(247)	0	0	0	0	0
282-706-00000-718-0019/57	LIFE INSURANCE	0	58	24	0	0	0	0	0
282-706-00000-719-0019/57	UNEMPLOYMENT INSURANCE	0	26	13	0	0	0	0	0
282-706-00000-720-0019/57	DISABILITY INSURANCE	0	40	83	0	0	0	0	0
282-706-00000-721-0019/57	WORKERS COMP INSURANCE	0	160	32	0	0	0	0	0
282-706-00000-722-0019/57	RETIREMENT-MERS	310	2,842	1,603	0	0	0	0	0
282-706-00000-727-0000	SUPPLIES	0	130	111	0	0	0	0	0
282-706-00000-801-0019/57	ADMINISTRATION	995	271	100	0	910	0	0	0
282-706-00000-980-0019/57	PROJECT COSTS	35,002	111,226	41,685	0	42,290	0	0	0
282-000-00000-980-0048	PROJECT COST-FAÇADE	32,008	0	0	0	0	0	0	0
282-706-00000-999-0000	TRANSFERS OUT	3,000	0	0	0	0	0	0	0
	TOTAL	**90,067**	**152,962**	**57,710**	**0**	**43,200**	**0**	**0**	**0**
	SALARIES	17,382	26,699	13,300	0	0	0	0	0
	FRINGES	1,680	14,636	2,514	0	0	0	0	0
	OTHER CHARGES & SERVICE	995	401	211	0	910	0	0	0
	CAPITAL OUTLAY	70,010	111,226	41,685	0	42,290	0	0	0
	OTHER EXPENDITURES	0	0	0	0	0	0	0	0
	OPERATING TRANSFERS OUT	0	0	0	0	0	0	0	0
	TOTAL	**90,067**	**152,962**	**57,710**	**0**	**43,200**	**0**	**0**	**0**

DEPARTMENTAL FACT SHEET
2008-2009 FISCAL YEAR

Existing__X___ New_____

DEPARTMENT & ACTIVITY Criminal Justice Training Fund **Account No.** 285

I. FUNCTION:

The Criminal Justice Training Fund receives funding through the State of Michigan. The funds are used for any State Certified Training for sworn police officers.

II. REVENUE APPLICABLE TO THIS ACCOUNT:

None

III. AUTHORIZED POSITIONS:

None

IV. PROGRAM STATISTICS Prior Three Fiscal Years:

CITY OF MARQUETTE
REVENUES AND EXPENDITURES
2008-2009 FISCAL YEAR

ACCOUNT NUMBER	285 CRIMINAL JUSTICE TRAINING FUND REVENUES	2004-2005 ACTUAL	2005-2006 ACTUAL	2006-2007 ACTUAL	2007-08 BUDGET	2007-08 YEAR END ESTIMATED	2008-09 DEPT HEAD REQUEST	2008-09 MANAGER RECOMM.	2008-09 COMMISSION APPROVED
285-000-00000-543-0020	CRIMINAL JUSTICE TRAINING	7,790	8,084	7,743	8,000	7,000	8,000	8,000	8,000
285-000-00000-665-0000	INTEREST	423	580	269	500	0	500	500	500
	TOTAL	**8,213**	**8,664**	**8,012**	**8,500**	**7,000**	**8,500**	**8,500**	**8,500**

ACCOUNT NUMBER	285 CRIMINAL JUSTICE TRAINING FUND EXPENDITURES	2004-2005 ACTUAL	2005-2006 ACTUAL	2006-2007 ACTUAL	2007-08 BUDGET	2007-08 YEAR END ESTIMATED	2008-09 DEPT HEAD REQUEST	2008-09 MANAGER RECOMM.	2008-09 COMMISSION APPROVED
285-320-00000-801-0000	PROFESSIONAL & CONTRACTUAL	7,025	6,530	795	5,000	2,500	5,000	5,000	5,000
285-320-00000-860-0000	TRANSPORTATION	1,279	490	7,475	3,500	3,500	3,500	3,500	3,500
285-320-00000-956-0000	MISCELLANEOUS	11	0	0	0	0	0	0	0
	TOTAL	**8,315**	**7,020**	**8,270**	**8,500**	**6,000**	**8,500**	**8,500**	**8,500**
	SALARIES	0	0	0	0	0	0	0	0
	FRINGES	0	0	0	0	0	0	0	0
	OTHER CHARGES & SERVICE	8,315	7,020	8,270	8,500	6,000	8,500	8,500	8,500
	CAPITAL OUTLAY	0	0	0	0	0	0	0	0
	OTHER EXPENDITURES	0	0	0	0	0	0	0	0
	OPERATING TRANSFERS OUT	0	0	0	0	0	0	0	0
	TOTAL	**8,315**	**7,020**	**8,270**	**8,500**	**6,000**	**8,500**	**8,500**	**8,500**

DEPARTMENTAL FACT SHEET
2008-2009 FISCAL YEAR

Existing __X__ New_____

DEPARTMENT & ACTIVITY Lakeview Arena Fund **Account No.** 598

I. FUNCTION:

Lakeview Arena is a multi-purpose facility with a primary function of providing artificial ice eight months of the year. The ice is utilized by the general public, and various special interest groups. The facility also incorporates the utilization by numerous trade shows, circus, concerts, conventions, banquets, and other entertainment related activities.

II. REVENUE APPLICABLE TO THIS ACCOUNT

A.	Arena Services	$ 9,500
B.	Concessions	$150,000
C.	Ice rental	$421,850
D	Arena Events	$ 25,000
E.	Rent	$ 63,000
F.	Equipment Rental	$ 1,500
G.	Skate Rental	$ 3,750
H.	Reimbursements	$ 1,000
	Total	$675,600

III. AUTHORIZED POSITIONS:

1	Spec. Events Coord.	$ 45,271
1	Part-time clerical position	15,990
1	Crew Leader	36,524
1	Maint. Mechanic	39,166
14	Labor	33,581
10	Summer Concessions	11,922
2	Concession Manager	16,979
1	Arena Maint. Manager	6,816
1	Custodian	8,446
10	Arena Concessions	26,511
	Total	$241,207

IV. PROGRAM STATISTICS:

None

CITY OF MARQUETTE
REVENUES AND EXPENDITURES
2008-2009 FISCAL YEAR

ACCOUNT NUMBER	598 LAKEVIEW ARENA FUND REVENUES	2004-2005 ACTUAL	2005-2006 ACTUAL	2006-2007 ACTUAL	2007-08 BUDGET	2007-08 YEAR END ESTIMATED	2008-09 DEPT HEAD REQUEST	2008-09 MANAGER RECOMM.	2008-09 COMMISSION APPROVED
598-000-00000-607-0000	FEES	5,425	10,359	5,905	9,500	8,000	8,000	8,000	8,000
598-000-00000-642-0000	SALES-CONCESSIONS	140,391	145,654	149,835	150,000	150,000	150,000	150,000	150,000
598-000-00000-651-0000	ICE RENTAL	390,136	332,234	422,725	400,000	375,000	375,000	375,000	375,000
598-000-00000-653-0000	ARENA EVENTS	2,366	34,565	26,657	25,000	22,500	22,500	22,500	22,500
598-000-00000-665-0000	INTEREST	0	0	0	0	0	0	0	0
598-000-00000-667-0000	RENT-CITIZENS FORUM ROOM	82,346	85,709	95,699	63,000	63,000	63,000	63,000	63,000
598-000-00000-669-0000	ICE SKATING RENTAL	4,640	6,364	5,878	5,500	5,000	5,000	5,000	5,000
598-000-00000-673-0000	SALE OF FIXED ASSETS	21	0	0	0	0	0	0	0
598-000-00000-676-0000	REIMBURSEMENTS	721	777	1,132	0	360	0	0	0
598-000-00000-695-0000	OTHER REVENUE	0	0	845	0	1,035	0	0	0
598-000-00000-698-0000	BOND PROCEEDS	0	0	0	0	0	3,000,000	1,300,000	1,300,000
598-000-00000-699-0000	TRANSFER IN-GENERAL FUND	242,281	261,630	86,237	172,085	226,705	267,585	267,585	265,640
	TOTAL	**868,327**	**877,292**	**794,913**	**825,085**	**851,600**	**3,891,085**	**2,191,085**	**2,189,140**

ACCOUNT NUMBER	598 LAKEVIEW ARENA FUND EXPENDITURES	2004-2005 ACTUAL	2005-2006 ACTUAL	2006-2007 ACTUAL	2007-08 BUDGET	2007-08 YEAR END ESTIMATED	2008-09 DEPT HEAD REQUEST	2008-09 MANAGER RECOMM.	2008-09 COMMISSION APPROVED
598-780-00000-702-0000	SALARIES & WAGES	284,778	284,702	242,005	249,455	262,165	271,965	271,965	271,965
598-780-00000-703-0000	ACCRUED LEAVE RESERVE	0	28,516	0	0	0	0	0	0
598-780-00000-710-0000	PERFORMANCE PAY	500	0	0	0	0	0	0	0
598-780-00000-715-0000	LONGEVITY	1,130	897	382	0	0	0	0	0
598-780-00000-716-0000	SOCIAL SECURITY	21,920	24,000	18,616	19,085	20,055	20,805	20,805	20,805
598-780-00000-717-0000	HEALTH INSURANCE	43,010	42,385	41,913	56,585	62,865	87,735	87,735	86,110
598-780-00000-718-0000	LIFE INSURANCE	258	138	230	300	170	295	295	295
598-780-00000-719-0000	UNEMPLOYMENT INSURANCE	2,005	1,458	885	770	1,010	2,030	2,030	2,030
598-780-00000-720-0000	DISABILITY INSURANCE	258	680	703	860	740	860	860	540
598-780-00000-721-0000	WORKERS COMP INSURANCE	2,456	4,348	3,078	3,115	2,770	2,940	2,940	2,940
598-780-00000-722-0000	RETIREMENT-MERS	12,807	13,840	12,294	11,930	11,605	13,680	13,680	13,680
598-780-00000-724-0000	RETIREMENT-ICMA	0	0	329	4,075	3,610	4,075	4,075	4,075

(Continued on next page)

	(Continued from previous page)	2004-2005 ACTUAL	2005-2006 ACTUAL	2006-2007 ACTUAL	2007-08 BUDGET	2007-08 YEAR END ESTIMATED	2008-09 DEPT HEAD REQUEST	2008-09 MANAGER RECOMM.	2008-09 COMMISSION APPROVED
598-780-00000-727-0000	OFFICE SUPPLIES	1,460	1,159	847	1,200	1,200	1,200	1,200	1,200
598-780-00000-729-0000	FUEL	2,718	4,098	3,460	4,700	4,000	5,000	5,000	5,000
598-780-00000-730-0000	COST OF SALES	63,498	64,316	61,910	65,000	65,000	65,000	65,000	65,000
598-780-00000-732-0000	COMPUTER LAB & CITIZENS FORUM	1,392	1,606	930	1,300	1,300	0	0	0
598-780-00000-740-0000	OPERATING SUPPLIES	24,889	18,903	18,346	22,000	22,000	22,000	22,000	22,000
598-780-00000-775-0000	REPAIR & MAINT SUPPLIES	10,225	12,840	12,695	15,000	15,000	15,000	15,000	15,000
598-780-00000-801-0000	PROFESSIONAL & CONTRACTUAL	42,024	41,386	73,893	45,000	45,000	45,000	45,000	45,000
598-780-00000-806-0000	ADMINISTRATIVE CHARGES	58,332	58,332	57,276	57,595	57,595	67,800	67,800	67,800
598-780-00000-850-0000	COMMUNICATIONS	3,622	4,402	3,801	3,000	3,250	3,000	3,000	3,000
598-780-00000-860-0000	TRANSPORTATION	399	2,874	2,163	2,000	2,250	2,250	2,250	2,250
598-780-00000-880-0000	ADVERTISING	325	1,016	508	1,300	1,300	2,000	2,000	2,000
598-780-00000-900-0000	PRINTING & PUBLISHING	2,232	3,243	2,188	2,900	1,500	2,000	2,000	2,000
598-780-00000-910-0000	PROPERTY INSURANCE	24,485	21,128	22,018	23,115	23,035	24,000	24,000	24,000
598-780-00000-920-0000	POWER	113,089	115,942	106,703	95,000	95,000	95,000	95,000	95,000
598-780-00000-921-0000	NATURAL GAS	81,656	96,922	75,777	75,000	75,000	75,000	75,000	75,000
598-780-00000-922-0000	WATER	6,227	6,716	6,798	7,500	5,500	6,800	6,800	6,800
598-780-00000-923-0000	STORMWATER	4,238	4,520	4,300	4,300	4,300	4,300	4,300	4,300
598-780-00000-930-0000	REPAIR & MAINTENANCE	5,241	5,644	8,422	15,000	20,000	15,000	15,000	15,000
598-780-00000-940-0000	RENTAL	2,530	420	524	1,000	250	250	250	250
598-780-00000-945-0000	VEHICLE/EQUIPMENT RENTAL	12,067	9,907	10,073	1,000	8,000	8,000	8,000	8,000
598-780-00000-956-0000	MISCELLANEOUS	1,286	954	1,846	1,000	1,130	1,000	1,000	1,000
598-780-00000-972-0000	CAPITAL OUTLAY-LAND IMPROVEMENTS	0	0	0	30,000	30,000	0	0	0
598-780-09001-976-0000	CAPITAL OUTLAY-BLDG IMPROVEMENTS	0	0	0	0	0	3,000,000	1,300,000	1,300,000
598-780-00000-977-0000	CAPITAL OUTLAY-EQUIPMENT	64,515	0	0	0	0	0	0	0
598-780-00000-997-0000	VEHICLE REPLACEMENT RESERVE	5,000	5,000	5,000	5,000	5,000	5,000	5,000	5,000
598-780-00000-999-0000	TRANSFER OUT-DEBT SERVICE FUND	0	0	0	0	0	22,100	22,100	22,100
	TOTAL	**900,572**	**882,292**	**799,913**	**825,085**	**851,600**	**3,891,085**	**2,191,085**	**2,189,140**
	SALARIES	284,778	313,218	242,005	249,455	262,165	271,965	271,965	271,965
	FRINGES	84,344	87,746	78,430	96,720	102,825	132,420	132,420	130,475
	OTHER CHARGES & SERVICE	461,935	476,328	474,478	443,910	451,610	459,600	459,600	459,600
	CAPITAL OUTLAY	64,515	0	0	30,000	30,000	3,000,000	1,300,000	1,300,000
	OTHER EXPENDITURES	5,000	5,000	5,000	5,000	5,000	5,000	5,000	5,000
	OPERATING TRANSFERS OUT	0	0	0	0	0	22,100	22,100	22,100
	TOTAL	**900,572**	**882,292**	**799,913**	**825,085**	**851,600**	**3,891,085**	**2,191,085**	**2,189,140**

801-Professional: comprehensive building and equipment structural study @ $50,000 (FY07).
880-Advertising: ads to promote Lakeview Arena.
920-Power: this amount assumes Summer Ice is cut.
945-Vehicle Rental: snow plowing and other DPW charges.
Bonds which are being paid for by the General Fund retire in 2008.

City of Marquette
Lakeview Arena Fund Historical Expenditures
Stated in Actual Dollars

Dept Name	FY 98 Actual	FY 99 Actual	FY 00 Actual	FY 01 Actual	FY 02 Actual	FY 03 Actual	FY 04 Actual	FY 05 Actual	FY 06 Actual	FY 07 Actual	FY 98 thru FY 07 Average	FY 08 Budget	Variance FY 08 vs Avg	FY 09 Budget	FY 09 vs FY 08	Variance FY 09 vs Avg
Recreation	607,757	780,561	664,319	678,336	733,851	755,096	799,339	831,057	877,292	794,913	835,836	795,085	(40,751)	867,040	71,955	31,204
Capital Outlay	65,852	27,091	268,476	45,720	92,417	26,038	0	64,515	0	0	65,568	30,000	(35,568)	1,300,000	1,270,000	1,234,432
Debt Service	29,017	154,564	162,185	260,176	131,475	127,628	127,688	127,487	121,975	121,463	151,518	130,690	(20,828)	22,100	(108,590)	(129,418)
	702,626	962,216	1,094,980	984,232	957,743	908,762	927,027	1,023,059	999,267	916,376	1,052,921	955,775	(97,146)	2,189,140	1,233,365	1,136,219
% Variance vs Previous Year	-22.3%	36.9%	13.8%	-10.1%	-2.7%	-5.1%	2.0%	10.4%	-2.3%	-8.3%		4.3%	-9.2%	129.0%		107.9%

City of Marquette
Lakeview Arena Fund Historical Expenditures
Stated In Year 2007 Dollars

Dept Name	FY 98 Actual	FY 99 Actual	FY 00 Actual	FY 01 Actual	FY 02 Actual	FY 03 Actual	FY 04 Actual	FY 05 Actual	FY 06 Actual	FY 07 Actual	FY 98 thru FY 07 Average	FY 08 Budget	Variance FY 08 vs Avg	FY 09 Budget	FY 09 vs FY 08	Variance FY 09 vs Avg
Recreation	777,034	978,754	803,040	794,187	850,109	856,625	878,135	890,449	901,073	794,913	858,823	795,085	(63,738)	867,040	71,955	8,217
Capital Outlay	84,194	33,970	324,538	53,528	107,058	29,539	0	69,126	0	0	77,995	30,000	(47,995)	1,300,000	1,270,000	1,222,005
Debt Service	37,099	193,809	196,052	304,611	152,303	144,789	140,275	136,598	125,281	121,463	158,980	130,690	(28,290)	22,100	(108,590)	(136,880)
	898,327	1,206,533	1,323,630	1,152,326	1,109,470	1,030,953	1,018,410	1,096,172	1,026,354	916,376	1,095,797	955,775	(140,022)	2,189,140	1,233,365	1,093,343
% Variance vs Previous Year	-23.6%	34.3%	9.7%	-12.9%	-3.7%	-7.1%	-1.2%	7.6%	-6.4%	-10.7%		4.3%	-12.8%	129.0%		99.8%

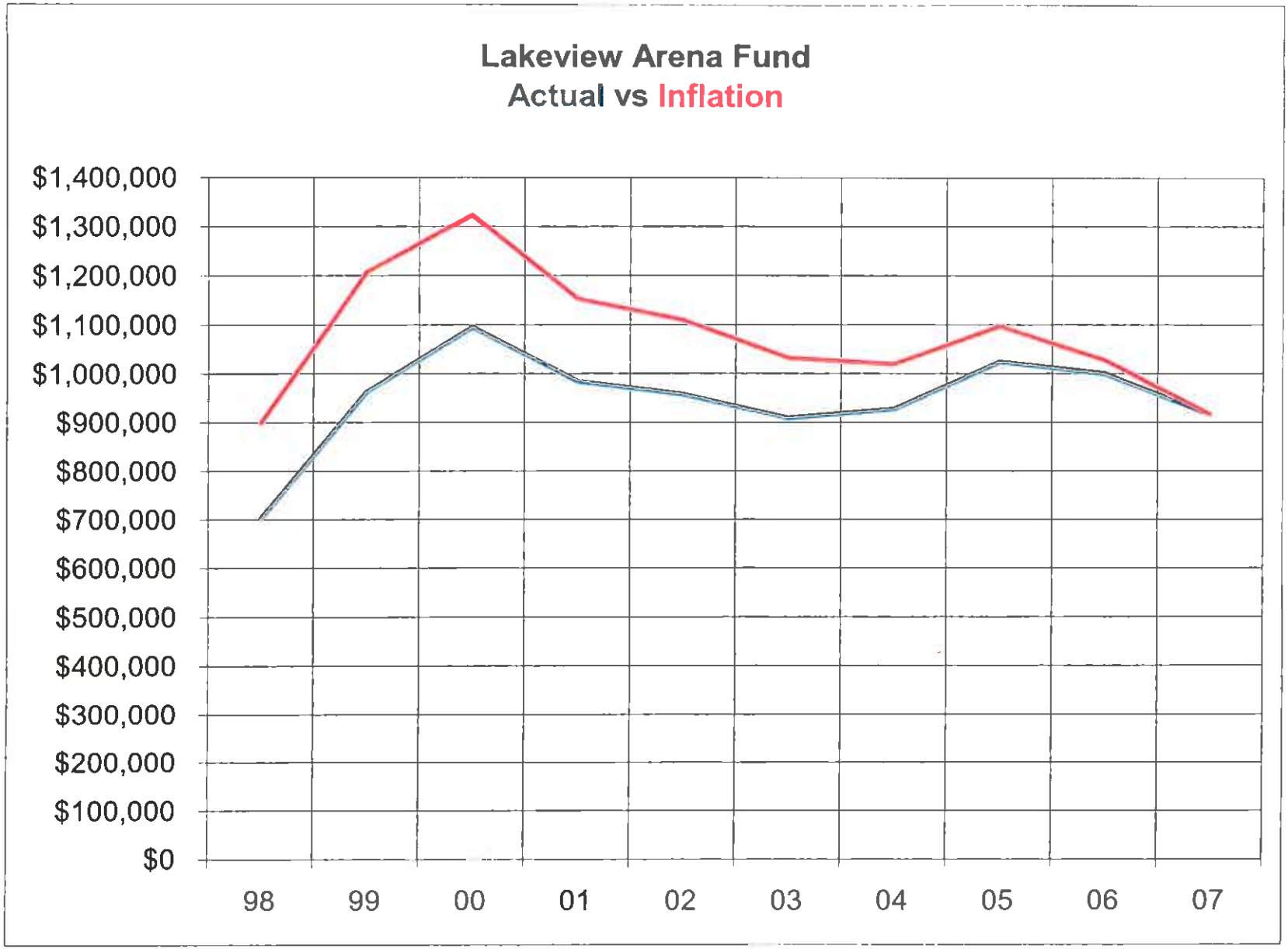
Lakeview Arena Fund
Actual vs Inflation
$1,400,000
$1,300,000
$1,200,000
$1,100,000
$1,000,000
$900,000
$800,000
$700,000
$600,000
$500,000
$400,000
$300,000
$200,000
$100,000
$0
98
99
00
01
02
03
04
05
06
07

This page intentionally left blank.

DEPARTMENTAL FACT SHEET
2008-2009 FISCAL YEAR

Existing__X___ New_____

DEPARTMENT & ACTIVITY 1998 Bldg. Auth. Debt-Muni Service Center Fund **Acct No.** 351

I. FUNCTION:

This fund was established in 1998 to account for the retirement of the refunded portion of the 1991 Building Authority Municipal Service Center Bonds. These bonds will be retired in 2021.

II. REVENUE APPLICABLE TO THIS ACCOUNT:

None

III. AUTHORIZED POSITIONS:

None

IV. PROGRAM STATISTICS Prior Three Fiscal Years:

CITY OF MARQUETTE
REVENUES AND EXPENDITURES
2008-2009 FISCAL YEAR

ACCOUNT NUMBER	351 1998 BUILDING AUTHORITY MUNICIPAL SERVICE CENTER DEBT FUND REVENUES	2004-2005 ACTUAL	2005-2006 ACTUAL	2006-2007 ACTUAL	2007-08 BUDGET	2007-08 YEAR END ESTIMATED	2008-09 DEPT HEAD REQUEST	2008-09 MANAGER RECOMM.	2008-09 COMMISSION APPROVED
351-000-00000-699-0000	TRANSFER IN-MSC	378,208	381,113	383,412	380,100	380,100	386,445	386,445	386,445
	TOTAL	**378,208**	**381,113**	**383,412**	**380,100**	**380,100**	**386,445**	**386,445**	**386,445**

ACCOUNT NUMBER	351 1998 BUILDING AUTHORITY MUNICIPAL SERVICE CENTER DEBT FUND EXPENDITURES	2004-2005 ACTUAL	2005-2006 ACTUAL	2006-2007 ACTUAL	2007-08 BUDGET	2007-08 YEAR END ESTIMATED	2008-09 DEPT HEAD REQUEST	2008-09 MANAGER RECOMM.	2008-09 COMMISSION APPROVED
351-906-00000-991-0000	PRINCIPAL	165,000	175,000	185,000	190,000	190,000	205,000	205,000	205,000
351-906-00000-995-0000	INTEREST	213,208	206,113	198,412	190,100	190,100	181,445	181,445	181,445
	TOTAL	**378,208**	**381,113**	**383,412**	**380,100**	**380,100**	**386,445**	**386,445**	**386,445**
	SALARIES	0	0	0	0	0	0	0	0
	FRINGES	0	0	0	0	0	0	0	0
	OTHER CHARGES & SERVICE	0	0	0	0	0	0	0	0
	CAPITAL OUTLAY	0	0	0	0	0	0	0	0
	OTHER EXPENDITURES	378,208	381,113	383,412	380,100	380,100	386,445	386,445	386,445
	OPERATING TRANSFERS OUT	0	0	0	0	0	0	0	0
	TOTAL	**378,208**	**381,113**	**383,412**	**380,100**	**380,100**	**386,445**	**386,445**	**386,445**

Debt issued to refinance 1991 Municipal Service Center construction, retires in 2021.

DEPARTMENTAL FACT SHEET
2008-2009 FISCAL YEAR

Existing_____ New_X_____

DEPARTMENT & ACTIVITY FY2007 Street Projects Debt Service Fund **Acct No.** 352

I. FUNCTION:

This fund will be established to account for the retirement of the Street Project bonds that are anticipated to be issued in FY 2007. It is anticipated these bonds will mature in 15 years.

II. REVENUE APPLICABLE TO THIS ACCOUNT:

None

III. AUTHORIZED POSITIONS:

None

IV. PROGRAM STATISTICS Prior Three Fiscal Years:

CITY OF MARQUETTE
REVENUES AND EXPENDITURES
2008-2009 FISCAL YEAR

352

ACCOUNT NUMBER	FY 2007 STREET PROJECTS DEBT FUND REVENUES	2004-2005 ACTUAL	2005-2006 ACTUAL	2006-2007 ACTUAL	2007-08 BUDGET	2007-08 YEAR END ESTIMATED	2008-09 DEPT HEAD REQUEST	2008-09 MANAGER RECOMM.	2008-09 COMMISSION APPROVED
352-571-00000-699-0000	TRANSFER IN-GENERAL FUND (13%)	0	0	0	64,330	64,330	63,350	63,350	63,350
352-572-00000-699-0000	TRANSFER IN-MAJOR STREET (23%)	0	0	0	114,750	114,750	112,080	112,080	112,080
352-573-00000-699-0000	TRANSFER IN-LOCAL STREET (14%)	0	0	0	66,780	66,780	68,220	68,220	68,220
352-575-00000-699-0000	TRANSFER IN-STORMWATER (50%)	0	0	0	242,640	242,640	243,650	243,650	243,650
	TOTAL	0	0	0	488,500	488,500	487,300	487,300	487,300

352

ACCOUNT NUMBER	FY 2007 STREET PROJECTS DEBT FUND EXPENDITURES	2004-2005 ACTUAL	2005-2006 ACTUAL	2006-2007 ACTUAL	2007-08 BUDGET	2007-08 YEAR END ESTIMATED	2008-09 DEPT HEAD REQUEST	2008-09 MANAGER RECOMM.	2008-09 COMMISSION APPROVED
352-906-00000-991-0000	PRINCIPAL	0	0	0	275,000	275,000	285,000	285,000	285,000
352-906-00000-995-0000	INTEREST	0	0	0	213,500	213,500	202,300	202,300	202,300
	TOTAL	0	0	0	488,500	488,500	487,300	487,300	487,300
	SALARIES	0	0	0	0	0	0	0	0
	FRINGES	0	0	0	0	0	0	0	0
	OTHER CHARGES & SERVICE	0	0	0	0	0	0	0	0
	CAPITAL OUTLAY	0	0	0	0	0	0	0	0
	OTHER EXPENDITURES	0	0	0	488,500	488,500	487,300	487,300	487,300
	OPERATING TRANSFERS OUT	0	0	0	0	0	0	0	0
	TOTAL	0	0	0	488,500	488,500	487,300	487,300	487,300

Debt issued to finance FY 2007 Street Projects, retires in 2022.

DEPARTMENTAL FACT SHEET
2008-2009 FISCAL YEAR

Existing_____ New_X_____

DEPARTMENT & ACTIVITY FY2007 High Street SRF2 Debt Service Fund **Acct No.** 353

I. FUNCTION:

This fund will be established to account for the retirement of the High Street Project bonds that are anticipated to be issued in FY 2007 through the State Revolving Loan Fund.

II. REVENUE APPLICABLE TO THIS ACCOUNT:

None

III. AUTHORIZED POSITIONS:

None

IV. PROGRAM STATISTICS Prior Three Fiscal Years:

CITY OF MARQUETTE
REVENUES AND EXPENDITURES
2008-2009 FISCAL YEAR

353

ACCOUNT NUMBER	2006 HIGH STREET PROJECT-SRF2 DEBT FUND REVENUES	2004-2005 ACTUAL	2005-2006 ACTUAL	2006-2007 ACTUAL	2007-08 BUDGET	2007-08 YEAR END ESTIMATED	2008-09 DEPT HEAD REQUEST	2008-09 MANAGER RECOMM.	2008-09 COMMISSION APPROVED
353-571-00000-699-0000	TRANSFER IN-GENERAL FUND (1%)	0	0	0	1,560	1,560	2,765	2,765	2,765
353-573-00000-699-0000	TRANSFER IN-LOCAL STREET (31%)	0	0	0	48,050	48,360	85,690	85,690	85,690
353-575-00000-699-0000	TRANSFER IN-STORMWATER (18%)	0	0	0	27,610	28,080	49,755	49,755	49,755
353-579-00000-699-0000	TRANSFER IN-WATER/SEWER (50%)	0	0	0	78,780	78,000	138,205	138,205	138,205
	TOTAL	**0**	**0**	**0**	**156,000**	**156,000**	**276,415**	**276,415**	**276,415**

353

ACCOUNT NUMBER	2006 HIGH STREET PROJECT-SRF2 DEBT FUND EXPENDITURES	2004-2005 ACTUAL	2005-2006 ACTUAL	2006-2007 ACTUAL	2007-08 BUDGET	2007-08 YEAR END ESTIMATED	2008-09 DEPT HEAD REQUEST	2008-09 MANAGER RECOMM.	2008-09 COMMISSION APPROVED
353-906-00000-991-0000	PRINCIPAL	0	0	0	0	0	0	0	0
353-906-00000-995-0000	INTEREST	0	0	0	156,000	156,000	276,415	276,415	276,415
	TOTAL	**0**	**0**	**0**	**156,000**	**156,000**	**276,415**	**276,415**	**276,415**
	SALARIES	0	0	0	0	0	0	0	0
	FRINGES	0	0	0	0	0	0	0	0
	OTHER CHARGES & SERVICE	0	0	0	0	0	0	0	0
	CAPITAL OUTLAY	0	0	0	0	0	0	0	0
	OTHER EXPENDITURES	0	0	0	156,000	156,000	276,415	276,415	276,415
	OPERATING TRANSFERS OUT	0	0	0	0	0	0	0	0
	TOTAL	**0**	**0**	**0**	**156,000**	**156,000**	**276,415**	**276,415**	**276,415**

Debt issued to finance FY 2007 High Street Project, retires in 2022.

DEPARTMENTAL FACT SHEET
2008-2009 FISCAL YEAR

Existing_____ New_X_____

DEPARTMENT & ACTIVITY 2008 Street Projects Debt Service Fund **Acct No.** 354

I. FUNCTION:

This fund will be established to account for the retirement of the Street Project bonds that are anticipated to be issued in FY 2008.

II. REVENUE APPLICABLE TO THIS ACCOUNT:

None

III. AUTHORIZED POSITIONS:

None

IV. PROGRAM STATISTICS Prior Three Fiscal Years:

CITY OF MARQUETTE
REVENUES AND EXPENDITURES
2008-2009 FISCAL YEAR

354

ACCOUNT NUMBER	2008 STREET PROJECTS DEBT FUND REVENUES	2004-2005 ACTUAL	2005-2006 ACTUAL	2006-2007 ACTUAL	2007-08 BUDGET	2007-08 YEAR END ESTIMATED	2008-09 DEPT HEAD REQUEST	2008-09 MANAGER RECOMM.	2008-09 COMMISSION APPROVED
354-571-00000-699-0000	TRANSFER IN-GENERAL FUND (13%)	0	0	0	0	0	84,500	84,500	84,500
354-572-00000-699-0000	TRANSFER IN-MAJOR STREET (11%)	0	0	0	0	0	71,500	71,500	71,500
354-573-00000-699-0000	TRANSFER IN-LOCAL STREET (11%)	0	0	0	0	0	71,500	71,500	71,500
354-575-00000-699-0000	TRANSFER IN-STORMWATER (21%)	0	0	0	0	0	136,500	136,500	136,500
354-579-00000-699-0000	TRANSFER IN-WATER/SEWER (44%)	0	0	0	0	0	286,000	286,000	286,000
	TOTAL	0	0	0	0	0	650,000	650,000	650,000

354

ACCOUNT NUMBER	2008 STREET PROJECTS DEBT FUND EXPENDITURES	2004-2005 ACTUAL	2005-2006 ACTUAL	2006-2007 ACTUAL	2007-08 BUDGET	2007-08 YEAR END ESTIMATED	2008-09 DEPT HEAD REQUEST	2008-09 MANAGER RECOMM.	2008-09 COMMISSION APPROVED
354-906-00000-991-0000	PRINCIPAL	0	0	0	0	0	500,000	500,000	500,000
354-906-00000-995-0000	INTEREST	0	0	0	0	0	150,000	150,000	150,000
	TOTAL	0	0	0	0	0	650,000	650,000	650,000
	SALARIES	0	0	0	0	0	0	0	0
	FRINGES	0	0	0	0	0	0	0	0
	OTHER CHARGES & SERVICE	0	0	0	0	0	0	0	0
	CAPITAL OUTLAY	0	0	0	0	0	0	0	0
	OTHER EXPENDITURES	0	0	0	0	0	650,000	650,000	650,000
	OPERATING TRANSFERS OUT	0	0	0	0	0	0	0	0
	TOTAL	0	0	0	0	0	650,000	650,000	650,000

Debt issued to finance FY 2008 Street ProjectS, retires in 2023.

DEPARTMENTAL FACT SHEET
2008-2009 FISCAL YEAR

Existing_____ New __X__

DEPARTMENT & ACTIVITY MDOT Spring Street Debt **Account No.** 355

I. FUNCTION:

This fund was established in 2004 to account for an interest free loan by the Michigan Department of Transportation. These bonds will be retired in 2019.

II. REVENUE APPLICABLE TO THIS ACCOUNT:

None

III. AUTHORIZED POSITIONS:

None

IV. PROGRAM STATISTICS Prior Three Fiscal Years:

CITY OF MARQUETTE
REVENUES AND EXPENDITURES
2008-2009 FISCAL YEAR

ACCOUNT NUMBER	355 MDOT-SPRING STREET DEBT SERVICE FUND REVENUES	2004-2005 ACTUAL	2005-2006 ACTUAL	2006-2007 ACTUAL	2007-08 BUDGET	2007-08 YEAR END ESTIMATED	2008-09 DEPT HEAD REQUEST	2008-09 MANAGER RECOMM.	2008-09 COMMISSION APPROVED
355-000-00000-699-0000	TRANSFER IN-GENERAL FUND	82,873	82,873	82,873	82,875	82,875	82,875	82,875	82,875
	TOTAL	**82,873**	**82,873**	**82,873**	**82,875**	**82,875**	**82,875**	**82,875**	**82,875**

ACCOUNT NUMBER	355 MDOT-SPRING STREET DEBT SERVICE FUND EXPENDITURES	2004-2005 ACTUAL	2005-2006 ACTUAL	2006-2007 ACTUAL	2007-08 BUDGET	2007-08 YEAR END ESTIMATED	2008-09 DEPT HEAD REQUEST	2008-09 MANAGER RECOMM.	2008-09 COMMISSION APPROVED
355-906-00000-991-0000	PRINCIPAL	82,873	82,873	82,873	82,875	82,875	82,875	82,875	82,875
355-906-00000-995-0000	INTEREST	0	0	0	0	0	0	0	0
	TOTAL	**82,873**	**82,873**	**82,873**	**82,875**	**82,875**	**82,875**	**82,875**	**82,875**
	SALARIES	0	0	0	0	0	0	0	0
	FRINGES	0	0	0	0	0	0	0	0
	OTHER CHARGES & SERVICE	0	0	0	0	0	0	0	0
	CAPITAL OUTLAY	0	0	0	0	0	0	0	0
	OTHER EXPENDITURES	82,873	82,873	82,873	82,875	82,875	82,875	82,875	82,875
	OPERATING TRANSFERS OUT	0	0	0	0	0	0	0	0
	TOTAL	82,873	82,873	82,873	82,875	82,875	82,875	82,875	82,875

Interest Free Loan from MDOT, retires in 2019.

DEPARTMENTAL FACT SHEET
2008-2009 FISCAL YEAR

Existing_____ New_X_____

DEPARTMENT & ACTIVITY 2009 Street Projects Debt Service Fund **Acct No.** 356

I. FUNCTION:

This fund will be established to account for the retirement of the Street Project bonds that are anticipated to be issued in FY 2009.

II. REVENUE APPLICABLE TO THIS ACCOUNT:

None

III. AUTHORIZED POSITIONS:

None

IV. PROGRAM STATISTICS Prior Three Fiscal Years:

CITY OF MARQUETTE
REVENUES AND EXPENDITURES
2008-2009 FISCAL YEAR

356

ACCOUNT NUMBER	2009 STREET PROJECTS DEBT FUND REVENUES	2004-2005 ACTUAL	2005-2006 ACTUAL	2006-2007 ACTUAL	2007-08 BUDGET	2007-08 YEAR END ESTIMATED	2008-09 DEPT HEAD REQUEST	2008-09 MANAGER RECOMM.	2008-09 COMMISSION APPROVED
356-571-00000-699-0000	TRANSFER IN-GENERAL FUND (2%)	0	0	0	0	0	3,400	3,400	3,400
356-572-00000-699-0000	TRANSFER IN-MAJOR STREET (13%)	0	0	0	0	0	22,100	22,100	22,100
356-573-00000-699-0000	TRANSFER IN-LOCAL STREET (7%)	0	0	0	0	0	11,900	11,900	11,900
356-575-00000-699-0000	TRANSFER IN-STORMWATER (10%)	0	0	0	0	0	17,000	17,000	17,000
356-578-00000-699-0000	TRANSFER IN-ARENA (13%)	0	0	0	0	0	22,100	22,100	22,100
356-579-00000-699-0000	TRANSFER IN-WATER/SEWER (55%)	0	0	0	0	0	93,500	93,500	93,500
	TOTAL	0	0	0	0	0	170,000	170,000	170,000

356

ACCOUNT NUMBER	2009 STREET PROJECTS DEBT FUND EXPENDITURES	2004-2005 ACTUAL	2005-2006 ACTUAL	2006-2007 ACTUAL	2007-08 BUDGET	2007-08 YEAR END ESTIMATED	2008-09 DEPT HEAD REQUEST	2008-09 MANAGER RECOMM.	2008-09 COMMISSION APPROVED
356-906-00000-991-0000	PRINCIPAL	0	0	0	0	0	0	0	0
356-906-00000-995-0000	INTEREST	0	0	0	0	0	170,000	170,000	170,000
	TOTAL	0	0	0	0	0	170,000	170,000	170,000
	SALARIES	0	0	0	0	0	0	0	0
	FRINGES	0	0	0	0	0	0	0	0
	OTHER CHARGES & SERVICE	0	0	0	0	0	0	0	0
	CAPITAL OUTLAY	0	0	0	0	0	0	0	0
	OTHER EXPENDITURES	0	0	0	0	0	170,000	170,000	170,000
	OPERATING TRANSFERS OUT	0	0	0	0	0	0	0	0
	TOTAL	0	0	0	0	0	170,000	170,000	170,000

Debt issued to finance FY 2009 Street ProjectS, retires in 2024.

DEPARTMENTAL FACT SHEET
2008-2009 FISCAL YEAR

Existing____ New __X__

DEPARTMENT & ACTIVITY Founders Landing Debt **Account No.** 360

I. FUNCTION:

This fund was established in 2004 to account for debt service for Phase I of the South Railyard Development Project. These bonds will be retired in 2023.

II. REVENUE APPLICABLE TO THIS ACCOUNT:

None

III. AUTHORIZED POSITIONS:

None

IV. PROGRAM STATISTICS Prior Three Fiscal Years:

CITY OF MARQUETTE
REVENUES AND EXPENDITURES
2008-2009 FISCAL YEAR

ACCOUNT NUMBER	360 FOUNDERS LANDING DEVELOPMENT DEBT SERVICE FUND REVENUES	2004-2005 ACTUAL	2005-2006 ACTUAL	2006-2007 ACTUAL	2007-08 BUDGET	2007-08 YEAR END ESTIMATED	2008-09 DEPT HEAD REQUEST	2008-09 MANAGER RECOMM.	2008-09 COMMISSION APPROVED
360-000-00000-699-0000	TRANSFER IN-GENERAL FUND	300,727	297,204	293,829	310,080	310,080	309,980	309,980	309,980
	TOTAL	**300,727**	**297,204**	**293,829**	**310,080**	**310,080**	**309,980**	**309,980**	**309,980**

ACCOUNT NUMBER	360 FOUNDERS LANDING DEVELOPMENT DEBT SERVICE FUND EXPENDITURES	2004-2005 ACTUAL	2005-2006 ACTUAL	2006-2007 ACTUAL	2007-08 BUDGET	2007-08 YEAR END ESTIMATED	2008-09 DEPT HEAD REQUEST	2008-09 MANAGER RECOMM.	2008-09 COMMISSION APPROVED
360-906-00000-991-0000	PRINCIPAL	135,000	150,000	150,000	170,000	170,000	175,000	175,000	175,000
360-906-00000-995-0000	INTEREST	165,727	147,204	143,829	140,080	140,080	134,980	134,980	134,980
	TOTAL	**300,727**	**297,204**	**293,829**	**310,080**	**310,080**	**309,980**	**309,980**	**309,980**
	SALARIES	0	0	0	0	0	0	0	0
	FRINGES	0	0	0	0	0	0	0	0
	OTHER CHARGES & SERVICE	0	0	0	0	0	0	0	0
	CAPITAL OUTLAY	0	0	0	0	0	0	0	0
	OTHER EXPENDITURES	300,727	297,204	293,829	310,080	310,080	309,980	309,980	309,980
	OPERATING TRANSFERS OUT	0	0	0	0	0	0	0	0
	TOTAL	300,727	297,204	293,829	310,080	310,080	309,980	309,980	309,980

Founders Landing Development Phase I Bonds issued 2003, retires in 2023.

DEPARTMENTAL FACT SHEET
2008-2009 FISCAL YEAR

Existing_____ New __X__

DEPARTMENT & ACTIVITY Heartwood Forestland Debt **Account No.** 365

I. FUNCTION:

This fund was established in 2005 to account for debt service for Heartwood Forestland Development Project. These bonds will be retired in 2025. Refunded in 2007.

II. REVENUE APPLICABLE TO THIS ACCOUNT:

None

III. AUTHORIZED POSITIONS:

None

IV. PROGRAM STATISTICS Prior Three Fiscal Years:

CITY OF MARQUETTE
REVENUES AND EXPENDITURES
2008-2009 FISCAL YEAR

ACCOUNT NUMBER	365 FORESTLAND DEVELOPMENT DEBT SERVICE FUND REVENUES	2004-2005 ACTUAL	2005-2006 ACTUAL	2006-2007 ACTUAL	2007-08 BUDGET	2007-08 YEAR END ESTIMATED	2008-09 DEPT HEAD REQUEST	2008-09 MANAGER RECOMM.	2008-09 COMMISSION APPROVED
365-000-00000-699-0000	TRANSFER IN-GENERAL FUND	0	468,998	479,383	520,000	516,000	545,000	545,000	545,000
	TOTAL	0	468,998	479,383	520,000	516,000	545,000	545,000	545,000

ACCOUNT NUMBER	365 HEARTWOOD FORESTLAND DEVELOPMENT DEBT SERVICE FUND EXPENDITURES	2004-2005 ACTUAL	2005-2006 ACTUAL	2006-2007 ACTUAL	2007-08 BUDGET	2007-08 YEAR END ESTIMATED	2008-09 DEPT HEAD REQUEST	2008-09 MANAGER RECOMM.	2008-09 COMMISSION APPROVED
365-906-00000-801-0000	CONTRACTUAL/PROFESSIONAL	0	209,984	255,333	72,880	0	106,190	106,190	106,190
365-906-00000-991-0000	PRINCIPAL	0	0	0	150,000	150,000	175,000	175,000	175,000
365-906-00000-995-0000	INTEREST	0	194,986	214,608	297,120	297,120	263,810	263,810	263,810
	TOTAL	0	404,970	469,941	520,000	447,120	545,000	545,000	545,000
	SALARIES	0	0	0	0	0	0	0	0
	FRINGES	0	0	0	0	0	0	0	0
	OTHER CHARGES & SERVICE	0	209,984	255,333	72,880	0	106,190	106,190	106,190
	CAPITAL OUTLAY	0	0	0	0	0	0	0	0
	OTHER EXPENDITURES	0	194,986	214,608	447,120	447,120	438,810	438,810	438,810
	OPERATING TRANSFERS OUT	0	0	0	0	0	0	0	0
	TOTAL	0	404,970	469,941	520,000	447,120	545,000	545,000	545,000

Forestland Bonds issued May 2005, refunded, March 2007, retires in 2025.

DEPARTMENTAL FACT SHEET
2008-2009 FISCAL YEAR

Existing__X___ New_____

DEPARTMENT & ACTIVITY 1998 Bldg. Auth. Debt-Arena Fund **Account No.** 368

I. FUNCTION:

This fund was established in 1998 to account for the retirement of the 1998 Building Authority Bonds issued to finance $1,000,000 of building repairs and enhancements at the Lakeview Arena. These bonds will be retired in 2008.

II. REVENUE APPLICABLE TO THIS ACCOUNT:

None

III. AUTHORIZED POSITIONS:

None

IV. PROGRAM STATISTICS Prior Three Fiscal Years:

CITY OF MARQUETTE
REVENUES AND EXPENDITURES
2008-2009 FISCAL YEAR

ACCOUNT NUMBER	368 1998 BUILDING AUTHORITY LAKEVIEW ARENA DEBT FUND REVENUES	2004-2005 ACTUAL	2005-2006 ACTUAL	2006-2007 ACTUAL	2007-08 BUDGET	2007-08 YEAR END ESTIMATED	2008-09 DEPT HEAD REQUEST	2008-09 MANAGER RECOMM.	2008-09 COMMISSION APPROVED
368-000-00000-699-0000	TRANSFER IN-GENERAL FUND	127,488	121,975	121,462	130,690	130,690	0	0	0
	TOTAL	**127,488**	**121,975**	**121,462**	**130,690**	**130,690**	**0**	**0**	**0**

ACCOUNT NUMBER	368 1998 BUILDING AUTHORITY LAKEVIEW ARENA DEBT FUND EXPENDITURES	2004-2005 ACTUAL	2005-2006 ACTUAL	2006-2007 ACTUAL	2007-08 BUDGET	2007-08 YEAR END ESTIMATED	2008-09 DEPT HEAD REQUEST	2008-09 MANAGER RECOMM.	2008-09 COMMISSION APPROVED
368-000-00000-991-0000	PRINCIPAL	105,000	105,000	110,000	125,000	125,000	0	0	0
368-000-00000-995-0000	INTEREST	22,488	16,975	11,462	5,690	5,690	0	0	0
	TOTAL	**127,488**	**121,975**	**121,462**	**130,690**	**130,690**	**0**	**0**	**0**
	SALARIES	0	0	0	0	0	0	0	0
	FRINGES	0	0	0	0	0	0	0	0
	OTHER CHARGES & SERVICE	0	0	0	0	0	0	0	0
	CAPITAL OUTLAY	0	0	0	0	0	0	0	0
	OTHER EXPENDITURES	127,488	121,975	121,462	130,690	130,690	0	0	0
	OPERATING TRANSFERS OUT	0	0	0	0	0	0	0	0
	TOTAL	**127,488**	**121,975**	**121,462**	**130,690**	**130,690**	**0**	**0**	**0**

Lakeview Arena Improvement Bonds issued 1998, relires in 2008.

DEPARTMENTAL FACT SHEET
2008-2009 FISCAL YEAR

Existing __X_ New_____

DEPARTMENT & ACTIVITY Library Improvement Bond Debt Fund **Account No.** 371

I. FUNCTION:

To account for the retirement of the $4,500,000 General Obligation Library Improvement Bond issued on 12/22/97. Maturity date 11/1/17.

II. REVENUE APPLICABLE TO THIS ACCOUNT:

Millage from general tax payers via the General Fund $ 0.64

III. AUTHORIZED POSITIONS:

None

IV. PROGRAM STATISTICS Prior Three Fiscal Years:

CITY OF MARQUETTE
REVENUES AND EXPENDITURES
2008-2009 FISCAL YEAR

ACCOUNT NUMBER	371 LIBRARY IMPROVEMENT DEBT FUND REVENUES	2004-2005 ACTUAL	2005-2006 ACTUAL	2006-2007 ACTUAL	2007-08 BUDGET	2007-08 YEAR END ESTIMATED	2008-09 DEPT HEAD REQUEST	2008-09 MANAGER RECOMM.	2008-09 COMMISSION APPROVED
371-000-00000-402-0000	REAL PROPERTY TAX	335,000	341,037	354,688	321,560	339,820	329,800	329,800	329,800
371-000-00000-410-0000	PERSONAL PROPERTY TAX	28,145	28,598	19,212	23,000	24,335	23,700	23,700	23,700
371-000-00000-437-0000	INDUSTRIAL FACILITIES TAX	346	314	1,581	1,200	1,100	2,100	2,100	2,100
371-000-00000-445-0000	CURRENT YEAR PENALTY	866	887	232	800	790	800	800	800
371-000-00000-676-0000	REIMBURSEMENTS-BOND REFUNDING	0	0	155,408	0	0	0	0	0
371-000-74005-445-0000	PENALTIES ON DELINQUENT TAXES	16	556	461	400	100	100	100	100
	TOTAL	364,373	371,392	531,582	346,960	366,145	356,500	356,500	356,500

ACCOUNT NUMBER	371 LIBRARY IMPROVEMENT DEBT FUND EXPENDITURES	2004-2005 ACTUAL	2005-2006 ACTUAL	2006-2007 ACTUAL	2007-08 BUDGET	2007-08 YEAR END ESTIMATED	2008-09 DEPT HEAD REQUEST	2008-09 MANAGER RECOMM.	2008-09 COMMISSION APPROVED
371-000-00000-991-0000	PRINCIPAL	180,000	195,000	210,000	225,000	245,000	245,000	245,000	245,000
371-000-00000-995-0000	INTEREST	188,001	172,327	309,441	121,960	121,960	111,500	111,500	111,500
	TOTAL	368,001	367,327	519,441	346,960	366,960	356,500	356,500	356,500
	SALARIES	0	0	0	0	0	0	0	0
	FRINGES	0	0	0	0	0	0	0	0
	OTHER CHARGES & SERVICE	0	0	0	0	0	0	0	0
	CAPITAL OUTLAY	0	0	0	0	0	0	0	0
	OTHER EXPENDITURES	368,001	367,327	519,441	346,960	366,960	356,500	356,500	356,500
	OPERATING TRANSFERS OUT	0	0	0	0	0	0	0	0
	TOTAL	368,001	367,327	519,441	346,960	366,960	356,500	356,500	356,500

Reflects actual debt service for $4,500,000 bond issued 12/97, refunded in FY 07, retires in 2018.
Millage rate = 0.64 in FY 09, 0.68 in FY 08, 0.78 in FY 07.

DEPARTMENTAL FACT SHEET
2008-2009 FISCAL YEAR

Existing __X_ New_____

DEPARTMENT & ACTIVITY Library Improvement Bond Bldg. Auth. Debt Fund **Account No.** 372

I. FUNCTION:

To account for the retirement of the $2,000,000 Library Improvement Bond issued on 06/16/98 by the City of Marquette Building Authority. Maturity date 05/01/2008. Bonds issued to construct and renovate the Peter White Public Library. Repayment from Peter White Library Board via donations.

II. REVENUE APPLICABLE TO THIS ACCOUNT:

None

III. AUTHORIZED POSITIONS:

None

IV. PROGRAM STATISTICS Prior Three Fiscal Years:

CITY OF MARQUETTE
REVENUES AND EXPENDITURES
2008-2009 FISCAL YEAR

372
1998 BUILDING AUTHORITY
LIBRARY

ACCOUNT NUMBER	DEBT FUND REVENUES	2004-2005 ACTUAL	2005-2006 ACTUAL	2006-2007 ACTUAL	2007-08 BUDGET	2007-08 YEAR END ESTIMATED	2008-09 DEPT HEAD REQUEST	2008-09 MANAGER RECOMM.	2008-09 COMMISSION APPROVED
372-000-00000-665-0000	INTEREST	19,335	25,667	47,595	20,000	20,000	0	0	0
372-000-00000-674-0000	CONTRIBUTIONS	3,553	1,925	30,226	236,150	236,150	0	0	0
372-000-00000-697-0000	FUND BALANCE	0	0	0	0	0	0	0	0
372-000-00000-699-0000	TRANSFER- PETER WHITE LIBRARY BD	0	0	0	0	0	0	0	0
	TOTAL	22,888	27,592	77,821	256,150	256,150	0	0	0

372
1998 BUILDING AUTHORITY
LIBRARY

ACCOUNT NUMBER	DEBT FUND EXPENDITURES	2004-2005 ACTUAL	2005-2006 ACTUAL	2006-2007 ACTUAL	2007-08 BUDGET	2007-08 YEAR END ESTIMATED	2008-09 DEPT HEAD REQUEST	2008-09 MANAGER RECOMM.	2008-09 COMMISSION APPROVED
372-906-00000-991-0000	PRINCIPAL	205,000	215,000	225,000	245,000	245,000	0	0	0
372-906-00000-995-0000	INTEREST	44,153	33,698	22,679	11,150	11,150	0	0	0
	TOTAL	249,153	248,698	247,679	256,150	256,150	0	0	0
	SALARIES	0	0	0	0	0	0	0	0
	FRINGES	0	0	0	0	0	0	0	0
	OTHER CHARGES & SERVICE	0	0	0	0	0	0	0	0
	CAPITAL OUTLAY	0	0	0	0	0	0	0	0
	OTHER EXPENDITURES	249,153	248,698	247,679	256,150	256,150	0	0	0
	OPERATING TRANSFERS OUT	0	0	0	0	0	0	0	0
	TOTAL	249,153	248,698	247,679	256,150	256,150	0	0	0

1998 Library Bonds, retires in 2008.

DEPARTMENTAL FACT SHEET
2008-2009 FISCALYEAR

Existing X New ____

DEPARTMENT & ACTIVITY Engineering –Construction **Account No.** 459-459

I. FUNCTION:

To account for projects with more than one accounting fund. This was developed as part of the Capital Outlay Improvement Process initiated in January of 2002. Creation of this account has increased efficiency and provided for timely progress payments on multi fund projects.

II. REVENUE APPLICABLE TO THIS ACCOUNT:

Various bond issues, grants and transfers in from other City accounting funds

.

III. AUTHORIZED POSITIONS:

None.

IV. PROGRAM STATISTICS;

	2004-05	2005-06	2006-07	*2007-08
Number of Projects Funded	7	6	9	8
Number of Projects Complete	7	6	8	1
Approved Budget	$6,691,092	$1,789,000	$14,616,000	$8,258,840

* Most of the Fiscal Year 2007-08 projects to be completed in the summer/fall of 2008.

CITY OF MARQUETTE
REVENUES AND EXPENDITURES
2008-2009 FISCAL YEAR

ACCOUNT NUMBER	459 CONSTRUCTION FUND REVENUES	2004-2005 ACTUAL	2005-2006 ACTUAL	2006-2007 ACTUAL	2007-08 BUDGET	2007-08 YEAR END ESTIMATED	2008-09 DEPT HEAD REQUEST	2008-09 MANAGER RECOMM.	2008-09 COMMISSION APPROVED
459-000-00000-665-0000	INTEREST	58,079	63,416	213,182	0	0	0	0	0
459-000-03020-510-0000	FOUNDERS LANDING CZM GRANT	32,000	0	0	0	0	0	0	0
459-000-00000-698-0000	BOND PROCEEDS	0	0	5,684,060	0	0	0	0	0
459-000-04022-588-0000	MGH: MAGNETIC:3RD-7TH&LEE:MAGNETIC-PARK	156,374	0	0	0	0	0	0	0
459-000-04026-543-0000	BIKE PATH GRANT:3RD-7TH	0	126,217	0	0	0	0	0	0
459-000-04025-671-0000	FOUNDERS LANDING PHASE II-OTHER REV	1,100	0	0	0	0	0	0	0
459-000-04032-543-0000	FOUNDERS LANDING BIKE PATH	0	421,545	41,503	0	0	0	0	0
459-571-00000-699-0000	CONTRIBUTION FROM GENERAL FUND	10,528	291,885	81,535	825,500	0	1,381,000	128,000	128,000
459-572-00000-699-0000	CONTRIBUTION FROM MAJOR STREET FUND	54,365	407,041	146,862	840,000	0	1,505,000	1,273,000	1,273,000
459-573-00000-699-0000	CONTRIBUTION FROM LOCAL STREET FUND	0	29,946	243,700	1,048,340	0	2,229,000	711,000	711,000
459-575-00000-699-0000	CONTRIBUTION FROM STORMWATER FUND	0	632,995	148,640	1,671,180	0	2,566,000	835,000	835,000
459-579-00000-699-0000	CONTRIBUTION FROM WATER & SEWER FUND	0	1,270,283	1,072,439	3,873,820	0	8,469,000	3,988,000	3,988,000
		312,446	**3,243,328**	**7,631,921**	**8,258,840**	**0**	**16,150,000**	**6,935,000**	**6,935,000**

ACCOUNT NUMBER	459 CONSTRUCTION FUND EXPENDITURES	2004-2005 ACTUAL	2005-2006 ACTUAL	2006-2007 ACTUAL	2007-08 BUDGET	2007-08 YEAR END ESTIMATED	2008-09 DEPT HEAD REQUEST	2008-09 MANAGER RECOMM.	2008-09 COMMISSION APPROVED
459-459-04025-980-0000	FOUNDERS LANDING PHASE II	2,188,829	249,248	24,513	0	0	0	0	0
459-459-04026-980-0000	BIKE PATH: 3RD-7TH	608	256,133	5,065	0	0	0	0	0
459-459-04032-980-0000	FOUNDERS LANDING BIKE PATH	588	614,950	5,436	0	0	0	0	0
459-459-05020-980-0000	CRAIG ST: BIKE PATH	0	62,379	469	0	0	0	0	0
459-459-05021-980-0000	HIGH ST:MICHIGAN-MAGNETIC	0	0	721,240	883,500	0	0	0	0
459-459-05022-980-0000	PARK ST:4th-PINE	0	0	236,845	0	0	0	0	0
459-459-05025-980-0000	FOUNDERS LANDING PAVILIONS	61,869	153,308	354,363	0	0	0	0	0
459-459-05027-980-0000	WASHINGTON ST	0	0	1,435,589	0	0	0	0	0
459-459-05030-980-0000	4th ST:COLLEGE-PROSPECT	0	0	10,312	0	0	0	0	0
459-459-06020-980-0000	MAIN & 3rd STREET	0	0	49,259	0	0	0	0	0
459-459-06021-980-0000	ROCK ST:3rd-4th ST	0	24	2,481	0	0	0	0	0
459-459-06022-980-0000	HAMPTON ST:41-BLP	0	0	278,878	0	0	0	0	0
459-459-06101-980-0000	SIMP	0	0	228,070	0	0	0	0	0
459-459-06102-980-0000	PAVE GRAVEL STREETS	0	0	0	1,751,000	0	0	0	0
459-459-07101-980-0000	SIMP	0	0	0	868,340	0	0	0	0
459-459-07022-980-0000	HAMPTON STREET RECONSTRUCTION	0	0	0	554,000	0	0	0	0
459-459-07024-980-0000	MESNARD STREET RECONSTRUCTION	0	0	0	1,228,000	0	0	0	0
459-459-07025-980-0000	FURNACE STREET RECONSTRUCTION	0	0	0	297,000	0	0	0	0
459-459-07026-980-0000	THIRD STREET RECONSTRUCTION	0	0	0	495,000	0	0	0	0
459-459-07030-980-0000	FOURTH STREET RECONSTRUCTION	0	0	0	2,182,000	0	0	0	0
459-459-08020-980-0000	W MICHIGAN ST	0	0	0	0	0	1,561,000	1,561,000	1,561,000
459-459-08021-980-0000	CHAMPION ST	0	0	0	0	0	1,965,000	1,965,000	1,965,000
459-459-08022-980-0000	ALGER ST	0	0	0	0	0	1,000,000	0	0
459-459-08023-980-0000	E CRESCENT	0	0	0	0	0	1,509,000	0	0
459-459-08024-980-0000	E RIDGE	0	0	0	0	0	569,000	0	0
459-459-08025-980-0000	E WASHINGTON	0	0	0	0	0	549,000	0	0
459-459-08026-980-0000	E PROSPECT	0	0	0	0	0	1,291,000	0	0
459-459-08101-980-0000	SIMP	0	0	0	0	0	900,000	900,000	900,000
459-459-08102-980-0000	ADAMS ST	0	0	0	0	0	275,000	0	0
459-459-08102-980-0000	BRULE ST	0	0	0	0	0	503,000	0	0
459-459-08102-980-0000	FAIR AVE	0	0	0	0	0	181,000	0	0
459-459-08102-980-0000	GARFIELD AVE	0	0	0	0	0	108,000	0	0
459-459-08102-980-0000	POWDER MILL RD	0	0	0	0	0	93,000	0	0
459-459-08103-980-0000	CLARK ST	0	0	0	0	0	731,000	0	0
459-459-08103-980-0000	WOODLAND AVE	0	0	0	0	0	1,097,000	0	0
459-459-08202-980-0000	WRIGHT ST	0	0	0	0	0	2,509,000	2,509,000	2,509,000
459-459-90017-980-0000	SEVENTH ST	0	0	0	0	0	851,000	0	0
459-459-90020-980-0000	WRIGHT: PRESQUE ISLE-LAKESHORE	35	94,428	40,200	0	0	0	0	0
459-459-91029-980-0000	MCCLELLAN: FAIR-WRIGHT	0	47	0	0	0	458,000	0	0
459-459-00000-999-0000	OTHER	1,690	0	125,427	0	0	0	0	0
		2,535,714	3,698,081	3,518,147	8,258,840	0	16,150,000	6,935,000	6,935,000
	SALARIES	0	0	0	0	0	0	0	0
	FRINGES	0	0	0	0	0	0	0	0
	OTHER CHARGES & SERVICE	0	0	0	0	0	0	0	0
	CAPITAL OUTLAY	2,535,714	3,698,081	3,518,147	8,258,840	0	16,150,000	6,935,000	6,935,000
	OTHER EXPENDITURES	0	0	0	0	0	0	0	0
	OPERATING TRANSFERS OUT	0	0	0	0	0	0	0	0
	TOTAL	2,535,714	3,698,081	3,518,147	8,258,840	0	16,150,000	6,935,000	6,935,000

This page intentionally left blank.

DEPARTMENTAL FACT SHEET
2008 – 2009 FISCAL YEAR

Existing _X_ New _____

DEPARTMENT & ACTIVITY Storm Water Utility **Account No.** 555

I. FUNCTION:

Construction, operation, and maintenance of all public storm water collection and retention systems in the City. Control of erosion and sedimentation associated with storm water run-off. Protection of water quality in natural water courses throughout the City.

II. REVENUE APPLICABLE TO THIS ACCOUNT:

A. Billable Parcels		$ 866,206.56
B. Other		$ 1,836.30
C. Interest		$ 1,882.86
D. Federal & State Grants		$ 25,056.77
	TOTAL:	$ 894,982.49

III. AUTHORIZED POSITIONS:

Construction, operation, and maintenance are performed utilizing existing staff, primarily from the Public Works and Engineering Departments along with contractors where appropriate. Administration and billing functions are provided by staff in several other City Departments with appropriate allocation of salaries.

1	Hydrology Engineer	$ 65,517
0.10	Public Works Superintendent 10%	$ 7,981
0.10	Administrative Assts. 10%	$ 3,230

IV. PROGRAM STATISTICS:

A record amount of storm sewer replacement occurred during reconstruction projects this year. Two significant trouble spots as outlined in the ALNM Utility Master Plan were addressed and the drainage problems alleviated. These spots were the Washington Street corridor and the area along Fourth Street. Each of these storm sewer replacements will now adequately service their respective areas. Other replacement of storm sewer infrastructure took place during the High Street, Park Street and Rock Street reconstruction projects.

Recent storm water infrastructure work includes:

	2004	2005	2006	2007
Storm Water Main Replaced/Extended	7,374 LF	6,089 LF	4,600 LF	11,826 LF

CITY OF MARQUETTE
REVENUES AND EXPENDITURES
2008-2009 FISCAL YEAR

ACCOUNT NUMBER	555 STORMWATER UTILITY FUND REVENUES	2004-2005 ACTUAL	2005-2006 ACTUAL	2006-2007 ACTUAL	2007-08 BUDGET	2007-08 YEAR END ESTIMATED	2008-09 DEPT HEAD REQUEST	2008-09 MANAGER RECOMM.	2008-09 COMMISSION APPROVED
555-000-00000-634-0000	GENERAL CUSTOMERS	307,836	325,246	442,750	469,960	464,890	511,380	511,380	511,380
555-000-00000-635-0000	PUBLIC AUTHORITIES	17,495	19,401	26,440	27,985	27,760	30,535	30,535	30,535
555-000-00000-636-0000	NON-TAX CUSTOMERS	103,011	119,345	165,157	159,380	173,415	190,755	190,755	190,755
555-000-00000-637-0000	CITY DEPARTMENTS	219,018	244,961	231,860	258,195	243,455	267,800	267,800	267,800
555-000-00000-638-0000	OTHER	1,613	735	1,756	1,000	1,000	1,000	1,000	1,000
555-000-00000-665-0000	INTEREST	48,925	14,006	1,883	2,000	1,500	1,000	1,000	1,000
555-000-00000-695-0000	OTHER REVENUE	61	171	80	0	0	0	0	0
555-000-00000-697-0000	FUND BALANCE	0	0	0	370,260	0	249,030	378,895	378,685
555-000-00000-698-0000	BOND PROCEEDS	0	0	0	1,671,180	1,671,180	2,566,000	910,000	910,000
555-000-02405-543-0006	GRANTS	173,320	9,000	25,056	0	0	0	0	0
		871,279	732,865	894,982	2,959,960	2,583,200	3,817,500	2,291,365	2,291,155

Rates increased 39% in FY 2007, 5% in FY 08, 10% for FY 09.

ACCOUNT NUMBER	555 STORMWATER UTILITY FUND EXPENDITURES	2004-2005 ACTUAL	2005-2006 ACTUAL	2006-2007 ACTUAL	2007-08 BUDGET	2007-08 YEAR END ESTIMATED	2008-09 DEPT HEAD REQUEST	2008-09 MANAGER RECOMM.	2008-09 COMMISSION APPROVED
	CONSTRUCTION								
555-459-00000-702-0000	SALARIES & WAGES	270	2,375	722	2,500	2,500	2,500	2,500	2,500
555-459-00000-714-0000	FRINGE BENEFITS	277	67	0	1,500	1,500	1,500	1,500	1,500
555-459-00000-716-0000	SOCIAL SECURITY	21	180	55	200	200	200	200	200
555-459-00000-775-0000	REPAIR & MAINT SUPPLIES	10	1,088	614	2,500	2,500	2,500	2,500	2,500
555-459-00000-801-0000	PROFESSIONAL & CONTRACTUAL	1,242	0	0	0	0	0	0	0
555-459-00000-806-0000	ENGINEERING	70,017	81,924	96,144	181,740	181,740	177,080	177,080	177,080
555-459-00000-945-0000	VEHICLES/EQUIPMENT RENTAL	2,950	4,489	35,032	13,000	13,000	18,000	18,000	18,000
555-459-08401-972-0000	CAPITAL OUTLAY-LAND IMP	0	6,357	0	0	0	75,000	75,000	75,000
555-459-00000-999-0000	TRANSFERS OUT-CONSTRUCTION FUND	1,069,785	632,995	148,640	1,671,180	0	2,566,000	835,000	835,000
555-459-02402-972-0000	LAKESHORE BLVD CULVERT	175,195	0	3,622	0	0	0	0	0
555-459-02404-972-0000	RANEY CREEK EROSION	2,849	16,411	0	0	0	0	0	0
555-459-02406-972-0000	CONSERVATION BUFFERS	0	3,817	54,030	0	0	0	0	0
555-459-04401-801-0000	WRIGHT ST STORM SEWER EXT	4,168	(1,653)	0	0	0	0	0	0
555-459-04402-801-0000	CITYWIDE DRAINAGE REHAB	5,874	0	0	0	0	0	0	0
555-459-05401-972-0000	CITYWIDE DRAINAGE REHAB	0	0	3,839	0	0	0	0	0
555-459-05402-972-0000	W RIDGE ST STORM SEWER	0	1,960	0	0	0	0	0	0
555-459-05403-972-0000	SHIRAS HILL LOT 216 STORM SEWER	0	16,177	0	0	0	0	0	0
555-459-06401-972-0000	CITYWIDE DRAINAGE REHAB	0	0	4,099	0	0	0	0	0
555-459-07401-972-0000	CITYWIDE DRAINAGE REHAB	0	0	0	50,000	50,000	0	0	0
	SUBTOTAL	1,332,658	766,187	346,797	1,922,620	251,440	2,842,780	1,111,780	1,111,780

(Continued on next page)

(Continued from previous page)

ACCOUNT NUMBER	555 STORMWATER UTILITY FUND EXPENDITURES	2004-2005 ACTUAL	2005-2006 ACTUAL	2006-2007 ACTUAL	2007-08 BUDGET	2007-08 YEAR END ESTIMATED	2008-09 DEPT HEAD REQUEST	2008-09 MANAGER RECOMM.	2008-09 COMMISSION APPROVED
	ROUTINE MAINTENANCE								
555-463-00000-702-0000	SALARIES & WAGES	52,444	81,323	85,142	78,000	78,000	78,000	78,000	78,000
555-463-00000-714-0000	FRINGE BENEFITS	40,771	43,108	47,375	46,020	46,020	49,920	49,920	49,920
555-463-00000-716-0000	SOCIAL SECURITY	4,003	6,188	6,482	5,970	5,970	5,970	5,970	5,970
555-463-00000-775-0000	REPAIR & MAINT SUPPLIES	10,697	11,808	13,337	15,000	15,000	15,000	15,000	15,000
555-463-00000-801-0000	PROFESSIONAL & CONTRACTUAL	59	10	50	1,000	1,000	1,000	1,000	1,000
555-463-06301-801-0000	STORM SEWER TELEVISING	0	0	0	5,000	5,000	5,000	5,000	5,000
555-463-00000-945-0000	VEHICLES	62,410	117,158	90,000	90,000	90,000	90,000	90,000	90,000
	SUBTOTAL	**170,384**	**259,595**	**242,386**	**240,990**	**240,990**	**244,890**	**244,890**	**244,890**
	ADMINISTRATION								
555-561-00000-702-0000	SALARIES & WAGES	56,704	59,949	62,475	65,520	65,520	65,520	65,520	65,520
555-561-00000-703-0000	ACCRUED LEAVE RESERVE	684	1,967	322	0	0	0	0	0
555-561-00000-710-0000	PERFORMANCE PAY	1,250	0	0	0	0	0	0	0
555-561-00000-715-0000	LONGEVITY	0	0	270	270	270	270	270	270
555-561-00000-716-0000	SOCIAL SECURITY	4,524	4,548	4,647	5,035	5,035	5,035	5,035	5,035
555-561-00000-717-0000	HEALTH INSURANCE	14,598	12,113	11,856	13,650	915	12,670	12,670	12,460
555-561-00000-718-0000	LIFE INSURANCE	95	97	97	110	105	110	110	110
555-561-00000-719-0000	UNEMPLOYMENT INSURANCE	94	46	50	50	150	150	150	150
555-561-00000-720-0000	DISABILITY INSURANCE	380	412	446	465	465	465	465	465
555-561-00000-721-0000	WORKERS COMP INSURANCE	936	1,080	796	875	715	785	785	785
555-561-00000-724-0000	RETIREMENT-ICMA	5,141	5,395	5,647	5,920	5,930	5,920	5,920	5,920
555-561-00000-727-0000	OFFICE SUPPLIES	590	526	157	500	500	500	500	500
555-561-00000-728-0000	POSTAGE	430	489	33	400	400	300	300	300
555-561-00000-801-0000	PROFESSIONAL & CONTRACTUAL	1,500	1,515	2,315	1,500	1,500	1,500	1,500	1,500
555-561-00000-806-0000	ADMINISTRATION	92,056	86,976	82,140	74,275	74,275	59,785	59,785	59,785
555-561-00000-860-0000	TRANSPORTATION	30	0	950	2,000	2,000	2,000	2,000	2,000
555-561-00000-923-0000	STORMWATER	450	480	450	625	625	625	625	625
555-561-00000-956-0000	MISCELLANEOUS	110	494	300	500	500	500	500	500
555-561-00000-958-0000	UNCOLLECTIBLE ACCOUNTS	42,715	95,930	0	30,000	30,000	0	0	0
555-561-00000-959-0000	CONTRIBUTIONS	20,000	20,000	0	20,000	20,000	20,000	20,000	20,000
555-561-00000-968-0000	DEPRECIATION	185,726	241,607	272,254	250,000	250,000	300,000	300,000	300,000
555-561-00000-991-0000	PRINCIPAL	215,000	230,000	245,000	255,000	255,000	275,000	275,000	275,000
555-561-00000-993-0000	AMORTIZATION	9,103	8,403	10,503	8,405	8,405	8,405	8,405	8,405
555-561-00000-995-0000	INTEREST	73,292	64,635	53,250	41,000	41,000	28,250	28,250	28,250
555-561-00000-999-0000	TRANSFER OUT-DEBT SERVICE FUND	0	0	0	270,250	270,250	242,040	446,905	446,905
555-599-00000-989-0000	ALLOWANCE FOR DEPRECIATION	(185,726)	(241,607)	(272,254)	(250,000)	(250,000)	(300,000)	(300,000)	(300,000)
	SUBTOTAL	**539,682**	**595,055**	**481,704**	**796,350**	**783,560**	**729,830**	**934,695**	**934,485**
	TOTAL	**2,042,724**	**1,620,837**	**1,070,887**	**2,959,960**	**1,275,990**	**3,817,500**	**2,291,365**	**2,291,155**
	SALARIES	110,102	145,614	148,661	146,020	146,020	146,020	146,020	146,020
	FRINGES	72,090	73,234	77,721	80,065	67,275	82,995	82,995	82,785
	OTHER CHARGES & SERVICE	168,332	219,456	189,732	190,800	190,800	176,210	176,210	176,210
	CAPITAL OUTLAY	1,332,090	763,565	346,020	1,918,420	247,240	2,838,580	1,107,580	1,107,580
	OTHER EXPENDITURES	360,110	418,968	308,753	624,655	624,655	573,695	778,560	778,560
	OPERATING TRANSFERS OUT	0	0	0	0	0	0	0	0
	TOTAL	**2,042,724**	**1,620,837**	**1,070,887**	**2,959,960**	**1,275,990**	**3,817,500**	**2,291,365**	**2,291,155**

991-Debt retires in 2010.
999-$242,638 for Fund 352-Street Projects
$27,612 for Fund 353-Highl Street SRF

City of Marquette
Stormwater Fund Historical Expenditures**
Stated in Actual Dollars

Dept Name	FY 98 Actual	FY 99 Actual	FY 00 Actual	FY 01 Actual	FY 02 Actual	FY 03 Actual	FY 04 Actual	FY 05 Actual	FY 06 Actual	FY 07 Actual	FY 98 thru FY 07 Average	FY 08 Budget	Variance FY 08 vs Avg	FY 09 Budget	FY 09 vs FY 08	Variance FY 09 vs Avg
Operations	226,187	221,908	212,790	225,214	304,710	696,964	450,127	412,670	551,613	425,840	372,802	471,090	98,288	429,220	(41,870)	56,418
Capital Outlay	882,056	460,761	493,766	137,200	350,380	573,084	743,841	1,332,658	766,187	346,797	608,673	1,922,620	1,313,947	1,111,780	(810,840)	503,107
Debt Service	278,827	277,647	281,089	283,943	286,191	288,559	289,590	288,292	294,635	298,250	286,702	566,250	279,548	750,155	183,905	463,453
	1,387,070	960,316	987,645	646,357	941,281	1,558,607	1,483,558	2,033,620	1,612,435	1,070,887	1,268,178	2,959,960	1,691,782	2,291,155	(668,805)	1,022,977
% Variance vs Previous Year	79.9%	-30.8%	2.8%	-34.6%	45.6%	65.6%	-4.8%	37.1%	-20.7%	-33.6%		176.4%	133.4%	-22.6%		80.7%

** Excludes Depreciation

City of Marquette
Stormwater Fund Historical Expenditures**
Stated in Year 2007 Dollars

Dept Name	FY 98 Actual	FY 99 Actual	FY 00 Actual	FY 01 Actual	FY 02 Actual	FY 03 Actual	FY 04 Actual	FY 05 Actual	FY 06 Actual	FY 07 Actual	FY 98 thru FY 07 Average	FY 08 Budget	Variance FY 08 vs Avg	FY 09 Budget	FY 09 vs FY 08	Variance FY 09 vs Avg
Operations	289,186	278,253	257,224	263,678	352,983	790,677	494,499	442,162	566,566	425,840	416,107	471,090	54,983	429,220	(41,870)	13,113
Capital Outlay	1,127,733	577,753	596,873	160,632	405,888	650,140	817,166	1,427,897	786,956	346,797	689,783	1,922,620	1,232,837	1,111,780	(810,840)	421,997
Debt Service	356,488	348,145	339,785	332,437	331,530	327,358	318,137	308,895	302,622	298,250	326,365	566,250	239,885	750,155	183,905	423,790
	1,773,407	1,204,151	1,193,882	756,746	1,090,400	1,768,175	1,629,802	2,178,953	1,656,143	1,070,887	1,432,255	2,959,960	1,527,705	2,291,155	(668,805)	858,900
% Variance vs Previous Year	76.9%	-32.1%	-0.9%	-36.6%	44.1%	62.2%	-7.8%	33.7%	-24.0%	-35.3%		176.4%	106.7%	-22.6%		60.0%

** Excludes Depreciation

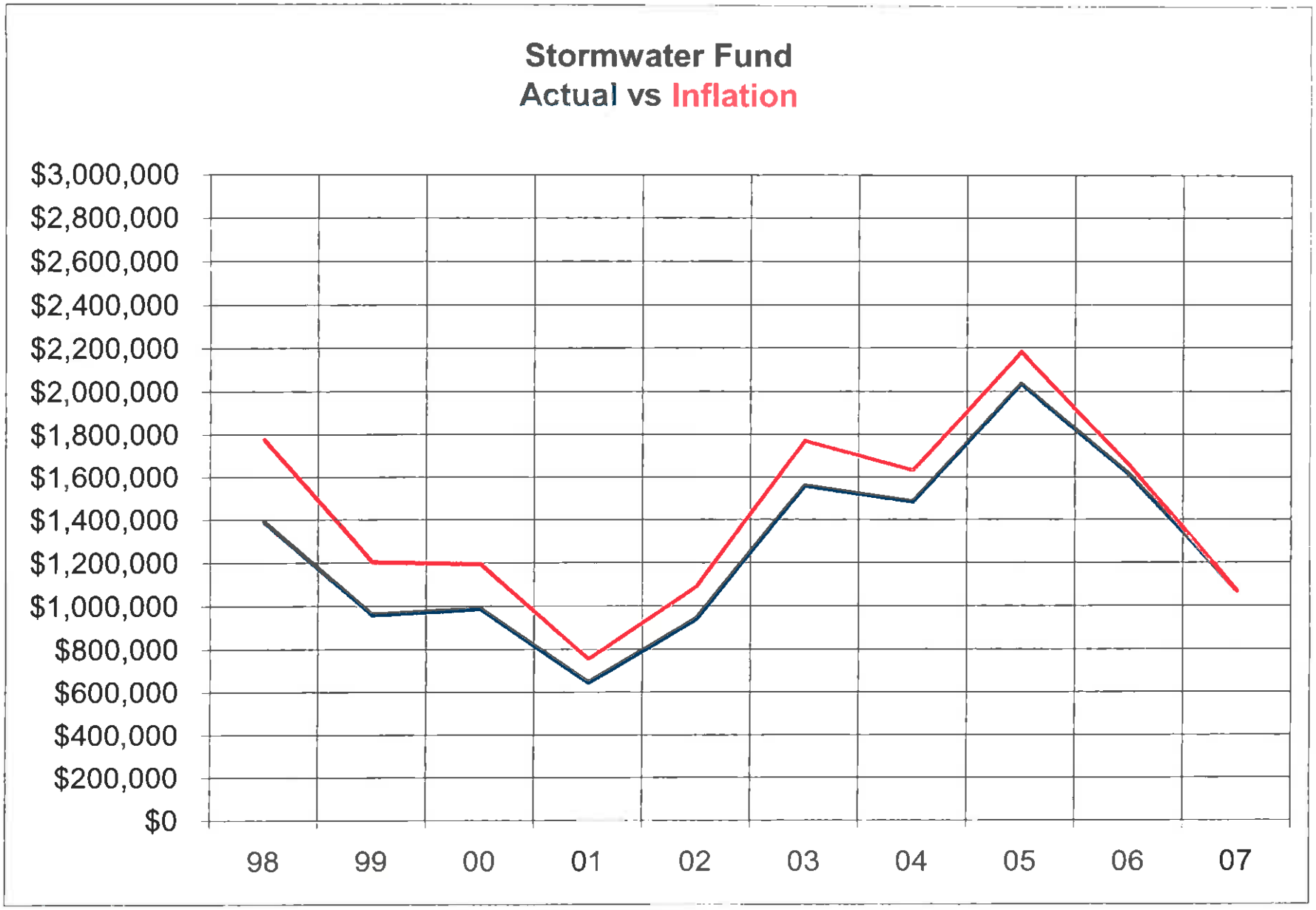
Stormwater Fund
Actual vs Inflation
$3,000,000
$2,800,000
$2,600,000
$2,400,000
$2,200,000
$2,000,000
$1,800,000
$1,600,000
$1,400,000
$1,200,000
$1,000,000
$800,000
$600,000
$400,000
$200,000
$0
98
99
00
01
02
03
04
05
06
07

This page intentionally left blank.

DEPARTMENTAL FACT SHEET
2008 - 2009 FISCAL YEAR

Existing___X___ New

DEPARTMENT & ACTIVITY Wastewater Treatment Plant **Account No.** __590____

I. FUNCTION: Operate and maintain Wastewater Treatment Facility to comply with regulations as set by N.P.D.E.S. Permit MI00235531

II. REVENUE APPLICABLE TO THIS ACCOUNT:

A.	Services for the City of Marquette	$1,304,400
B.	Services for Marquette Township	$ 108,685
C.	Services for Chocolay Township	$ 45,925
D.	Services for Others	$ 15,000
E.	Replacement Fund	$ 0
F.	Escrow Reserve	$ 0
G.	Interest and Dividend Earnings	$ 40,000
H.	Equipment Rental	$ 18,000
I.	Other	$ 3,000
	Total:	$ 1,535,010

III. AUTHORIZED POSITIONS:

0.50	Superintendent 50% *	$ 37,983
1	Supervisor	$ 47,923
1	Mechanic	$ 42,473
5	Operators	$ 41,163
1	Lab Technician	$ 43,804
0.50	Seasonal Employee**	$ 4,692

* The salary for the Water/Wastewater Supt. is funded 590-(50%) and 592-(50%)

** The salary for the Water/Wastewater Seasonal Employee is funded 590-(50%-600 hrs) and 592-(50%-600 hrs)

IV. PROGRAM STATISTICS;

	04-05	05-06	06-07
Gallons of Wastewater Treated:	1,198,903,000	1,203,582,000	1,109,869,000

CITY OF MARQUETTE
REVENUES AND EXPENDITURES
2008-2009 FISCAL YEAR

ACCOUNT NUMBER	590 MARQUETTE AREA WASTEWATER TREATMENT FACILITY REVENUES	2004-2005 ACTUAL	2005-2006 ACTUAL	2006-2007 ACTUAL	2007-08 BUDGET	2007-08 YEAR END ESTIMATED	2008-09 DEPT HEAD REQUEST	2008-09 MANAGER RECOMM.	2008-09 COMMISSION APPROVED
590-000-00000-543-0000	S2 GRANT	0	0	766,730	0	700,000	0	0	0
590-000-00000-622-0000	CITY OF MARQUETTE	1,077,180	1,146,725	1,080,080	1,304,400	1,289,230	1,411,850	1,411,850	1,400,310
590-000-00000-623-0000	MARQUETTE TOWNSHIP	87,065	116,426	100,159	108,685	118,775	126,600	126,600	125,630
590-000-00000-624-0000	CHOCOLAY TOWNSHIP	58,687	68,780	37,893	45,925	47,980	52,970	52,970	52,585
590-000-00000-625-0000	OTHER-Trucked Wastewater	40,758	47,285	19,238	10,000	21,150	11,500	11,500	11,500
590-000-00000-665-0000	INTEREST	21,811	45,642	71,293	45,000	70,000	45,000	45,000	45,000
590-000-00000-667-0000	EQUIPMENT RENTAL	16,499	15,251	15,398	18,000	18,000	18,000	18,000	18,000
590-000-00000-673-0000	SALE OF FIXED ASSETS	8,406	1,250	0	0	11,020	0	0	0
590-000-00000-695-0000	OTHER REVENUE-Scrap Iron	2,520	3,355	8,413	3,000	6,830	500	500	500
590-000-00000-696-0000	REPLACEMENT FUND	0	0	0	0	0	0	0	0
590-000-00000-698-0000	BOND PROCEEDS	0	0	0	11,400,000	10,700,000	0	0	0
	TOTAL	1,312,926	1,444,714	2,099,204	12,935,010	12,982,985	1,666,420	1,666,420	1,653,525

ACCOUNT NUMBER	590 MARQUETTE AREA WASTEWATER TREATMENT FACILITY EXPENSES	2004-2005 ACTUAL	2005-2006 ACTUAL	2006-2007 ACTUAL	2007-08 BUDGET	2007-08 YEAR END ESTIMATED	2008-09 DEPT HEAD REQUEST	2008-09 MANAGER RECOMM.	2008-09 COMMISSION APPROVED
	OPERATIONS								
590-527-00000-702-0000	SALARIES & WAGES	280,555	302,481	289,541	335,195	306,055	327,780	327,780	324,025
590-527-00000-716-0000	SOCIAL SECURITY	21,227	22,835	21,868	25,645	23,240	25,075	25,075	24,790
590-527-00000-729-0000	FUEL	3,230	3,697	3,240	2,500	4,685	6,000	6,000	6,000
590-527-00000-731-0000	CHEMICALS	82,753	96,410	115,353	130,000	130,000	98,000	98,000	98,000
590-527-00000-740-0000	OPERATING SUPPLIES	11,922	16,499	18,169	12,000	14,000	15,000	15,000	15,000
590-527-00000-775-0000	REPAIR & MAINTENANCE SUPPLIES	15,923	28,856	19,377	10,000	11,905	30,000	30,000	30,000
590-527-00000-801-0000	PROFESSIONAL & CONTRACTUAL	133,423	134,317	197,628	175,000	319,375	150,000	150,000	150,000
590-527-00000-865-0000	CONFERENCES/SEMINARS	5,196	3,504	4,330	6,000	6,000	6,000	6,000	6,000
590-527-00000-920-0000	POWER	96,378	92,182	115,673	115,000	149,250	159,650	159,650	159,650
590-527-00000-921-0000	NATURAL GAS	15,082	14,607	5,370	11,000	6,625	12,000	12,000	12,000
590-527-00000-922-0000	WATER	1,455	799	611	2,500	805	2,500	2,500	2,500
590-527-00000-945-0000	EQUIPMENT RENTAL	0	0	684	0	345	1,000	1,000	1,000
	SUBTOTAL	667,144	716,187	791,844	824,840	972,285	833,005	833,005	828,965

	590 MARQUETTE AREA WASTEWATER TREATMENT FACILITY EXPENSES	2004-2005 ACTUAL	2005-2006 ACTUAL	2006-2007 ACTUAL	2007-08 BUDGET	2007-08 YEAR END ESTIMATED	2008-09 DEPT HEAD REQUEST	2008-09 MANAGER RECOMM.	2008-09 COMMISSION APPROVED
	ADMINISTRATION								
590-561-00000-702-0000	SALARIES & WAGES	91,343	105,907	74,687	36,140	43,640	40,480	40,480	40,480
590-561-00000-703-0000	ACCRUED LEAVE RESERVE	11,893	(1,206)	(32,425)	0	0	0	0	0
590-561-00000-710-0000	PERFORMANCE PAY	3,000	0	0	0	0	0	0	0
590-561-00000-715-0000	LONGEVITY	3,318	3,704	2,202	2,345	2,345	2,405	2,405	2,405
590-561-00000-716-0000	SOCIAL SECURITY	8,280	8,337	5,821	2,780	3,340	5,020	5,020	5,020
590-561-00000-717-0000	HEALTH INSURANCE	93,660	83,294	102,886	119,860	142,915	155,455	155,455	154,070
590-561-00000-718-0000	LIFE INSURANCE	844	755	661	860	825	865	865	865
590-561-00000-719-0000	UNEMPLOYMENT INSURANCE	873	493	451	445	1,245	1,250	1,250	1,250
590-561-00000-720-0000	DISABILITY INSURANCE	624	2,896	2,375	2,630	2,635	2,660	2,660	2,390
590-561-00000-721-0000	WORKERS COMP INSURANCE	8,252	10,076	8,344	7,140	6,625	7,925	7,925	7,215
590-561-00000-722-0000	RETIREMENT-MERS	49,006	44,273	51,524	63,145	70,710	89,675	89,675	83,185
590-561-00000-727-0000	OFFICE SUPPLIES	99	325	112	500	200	300	300	300
590-561-00000-801-0000	PROFESSIONAL & CONTRACTUAL	12,386	10,103	8,993	10,000	10,000	10,000	10,000	10,000
590-561-00000-806-0000	ADMINISTRATIVE CHARGES	83,160	83,160	87,012	94,715	94,715	87,000	87,000	87,000
590-561-00000-809-0000	GENERAL & PROTECTIVE	0	0	0	4,415	4,415	3,325	3,325	3,325
590-561-00000-850-0000	COMMUNICATIONS	1,885	2,270	2,295	2,500	2,500	2,500	2,500	2,500
590-561-00000-910-0000	PROPERTY INSURANCE	31,767	38,141	40,374	42,000	40,695	42,000	42,000	42,000
590-561-00000-923-0000	STORMWATER	2,243	2,393	2,245	2,500	2,500	2,500	2,500	2,500
590-561-00000-940-0000	RENTAL	888	555	593	1,200	600	600	600	600
590-561-00000-943-0000	RENTAL-BLDG/OFFICE RENT	1,000	1,000	1,000	1,000	1,000	1,000	1,000	1,000
590-561-00000-954-0000	PAYMENT IN LIEU OF TAXES	115,985	106,712	99,680	114,495	114,495	100,955	100,955	100,955
590-561-00000-956-0000	MISCELLANEOUS	220	0	0	0	0	0	0	0
590-561-00000-961-0000	EMPLOYEE SAFETY EXPENSE	25	42	0	2,500	1,500	1,500	1,500	1,500
590-561-00000-968-0000	DEPRECIATION	407,437	424,176	416,672	400,000	400,000	450,000	450,000	450,000
590-598-00000-976-0000	CAPITAL OUTLAY-BLDG IMPROVEMENTS	0	86,446	3,316,642	11,400,000	11,400,000	0	0	0
590-598-00000-977-0000	CAPITAL OUTLAY-EQUIPMENT	0	49,575	0	0	0	35,000	35,000	35,000
590-598-00000-981-0000	CAPITAL OUTLAY-VEHICLES	0	25,281	0	0	0	0	0	0
590-598-00000-988-0000	CAPITAL OUTLAY-TOOLS & POWER EQ	85,490	0	0	0	0	0	0	0
590-599-00000-989-0000	ALLOWANCE FOR DEPRECIATION	(407,437)	(424,176)	(416,672)	(400,000)	(400,000)	(450,000)	(450,000)	(450,000)
590-561-00000-991-0000	DEBT SERVICE-PRINCIPAL	0	0	0	0	0	0	0	0
590-599-00000-995-0000	DEBT SERVICE INTEREST	0	0	0	0	46,390	50,000	50,000	50,000
590-599-00000-997-0000	RESERVES	25,000	0	0	191,000	26,000	191,000	191,000	191,000
590-599-00000-998-0000	REINVESTED INTEREST	14,541	0	0	8,000	0	0	0	0
	SUBTOTAL	**645,782**	**664,532**	**3,775,472**	**12,110,170**	**12,019,290**	**833,415**	**833,415**	**824,560**
	TOTAL	**1,312,926**	**1,380,719**	**4,567,316**	**12,935,010**	**12,991,575**	**1,666,420**	**1,666,420**	**1,653,525**
	SALARIES	383,791	407,182	331,803	371,335	349,695	368,260	368,260	364,505
	FRINGES	189,084	176,663	196,132	224,850	253,880	290,330	290,330	281,190
	OTHER CHARGES & SERVICE	615,020	635,572	722,739	739,825	915,610	731,830	731,830	731,830
	CAPITAL OUTLAY	85,490	161,302	3,316,642	11,400,000	11,400,000	35,000	35,000	35,000
	OTHER EXPENDITURES	39,541	0	0	199,000	72,390	241,000	241,000	241,000
	OPERATING TRANSFERS OUT	0	0	0	0	0	0	0	0
	TOTAL	**1,312,926**	**1,380,719**	**4,567,316**	**12,935,010**	**12,991,575**	**1,666,420**	**1,666,420**	**1,653,525**

527-775:Increase for non SRF equipment repair
527-801:Professional: Biosolids disposal $150,000, MDEQ permit fees $10,000, Lab Analyses $15,000.
527-865:Conferences: CEC requirements for operators (9), need to keep up with technology.
527-920 & 921:Utilities increase due to SRF construction project.

This page intentionally left blank.

DEPARTMENTAL FACT SHEET
2008- 2009 FISCAL YEAR

Existing X New

DEPARTMENT & ACTIVITY Water Filtration Plant **Account No.** 592-537

I. FUNCTION: Operate and maintain Water Filtration Plant to comply with regulations as set by the State of Michigan Safe Drinking Water Act No. 399, P.A. 1976 and Federal Safe Drinking Water Act.

II. REVENUE APPLICABLE TO THIS ACCOUNT:

A.	Portion of Fund 592 Revenues (Water Sales)	$ 496,650
B.	Lab Fees for Coliform Analysis (FY 08-09)	$ 8,500
	Total:	$ 505,150

III. AUTHORIZED POSITIONS:

2007-08	2008-2009 Recommended	TITLE	Pay Bracket
0.50*	0.50	Superintendent *	$ 37,983
1	1	Supervisor	$ 47,923
3	4	Operators	$ 40,165
0.50*	0.50	Seasonal Employee **	$ 4,692

* Salary for the position of Water/Wastewater Supt. is funded out of the following accounts: 590 – (50%) and 592 – (50%).

** Salary for the position of Water/Wastewater Supt. is funded out of the following accounts: 590 – (50% - 600 hrs)) and 592 – (50% - 600 hrs).

IV. PROGRAM STATISTICS:

	03-04	04-05	05-06	06-07
Gallons of Water Treated:	1,062,930,000	1,037,200,000	1, 024,580,000	1,011,750,000

DEPARTMENTAL FACT SHEET
2008- 2009 FISCAL YEAR

Existing X New _____

DEPARTMENT & ACTIVITY Wastewater Pump Stations **Account No.** 592-553

I. FUNCTION:

Operate and maintain ten Wastewater Pump Stations.

II. REVENUE APPLICABLE TO THIS ACCOUNT:

A. Portion of Fund 592 Revenues (Sewer Service) $ 86,912

III. AUTHORIZED POSITIONS:

Wastewater Plant Staff (See Account 590)

IV. PROGRAM STATISTICS:

The City of Marquette owns and monitors nine Wastewater Lift Stations. The stations are located in various areas of the City. The stations are maintained by the Wastewater Treatment Plant Staff.

DEPARTMENTAL FACT SHEET
2008 - 2009 FISCAL YEAR

Existing X New ____

DEPARTMENT & ACTIVITY Water Distribution ACCT.# 592-538

I. FUNCTION

Water Distribution operates and maintains three water storage reservoirs, three distribution pumping stations, a network of water mains, service lines, meters, fire hydrants.

II. REVENUE APPLICABLE TO THIS ACCOUNT:

A. Water Taps		$ 3,960
B. Thaw Water Service		$ 500
	Total:	$ 4,460

III. AUTHORIZED POSITIONS:

1	Water Distribution Supervisor	$ 47,923
1	Special Equipment Operator	42,120
2	Meter Service Technicians	41,808
1	Utility Inspector	42,348
3	Heavy Equipment Operators	39,124

IV. PROGRAM STATISTICS Prior Three Fiscal Years:

Water Distribution System: Approximately 96 miles of mains from 4" to 16" diameter. Approximately 5,800 service lines, and meters, 2,200 gate valves and 900 fire hydrants.

2007

20	Water main repairs
30	Water service line repairs
200	Cross connection inspections
50	Grease trap inspections
450	Residential meter change-out

DEPARTMENTAL FACT SHEET
2008 - 2009 FISCAL YEAR

Existing X New ____

DEPARTMENT & ACTIVITY Sanitary Sewer Maintenance ACCT. #592-551

I. FUNCTION

The Sanitary Sewer Maintenance Division operates and maintains an extensive sanitary sewer collection network. This department is responsible for repairs to sanitary mains and laterals as well as preventative cleaning of the collection system.

II. REVENUE APPLICABLE TO THIS ACCOUNT:

A. Sewer Taps		$ 4,040
	Total:	$ 4,040

III. AUTHORIZED POSITIONS:

1	Sewer Maintenance Supervisor	$ 47,923
2	Special Equipment Operators	41,225
5	Heavy Equipment Operators	38,584
1	Utility Locator	41,225

IV. PROGRAM STATISTICS Prior Three Fiscal Years:

Sewer collection system: Approximately 92 miles of mains from 6" to 30" diameter with over 2,200 manholes.

2007

64	Sewer backups responded to
261	Sewer laterals televised
11	Sewer main repairs
51	Sewer lateral repairs
117,915	LFT jet rodded
295,136	LFT of sewer root cut

CITY OF MARQUETTE
REVENUES AND EXPENDITURES
2008-2009 FISCAL YEAR

	592 WATER & SEWER FUND REVENUES	2004-2005 ACTUAL	2005-2006 ACTUAL	2006-2007 ACTUAL	2007-08 BUDGET	2007-08 YEAR END ESTIMATED	2008-09 DEPT HEAD REQUEST	2008-09 MANAGER RECOMM.	2008-09 COMMISSION APPROVED
	WATER								
592-591-00000-634-0000	GENERAL CUSTOMERS	1,909,678	1,943,660	2,079,954	2,115,620	2,163,150	2,249,675	2,249,675	2,163,150
592-591-00000-635-0000	PUBLIC AUTHORITIES	60,308	60,259	63,368	64,970	65,905	68,540	68,540	65,905
592-591-00000-636-0000	NON-TAX CUSTOMERS	1,303,604	1,170,793	1,316,718	1,401,130	1,369,385	1,424,160	1,424,160	1,369,385
592-591-00000-637-0000	CITY DEPARTMENTS	36,574	35,916	42,378	39,100	44,495	46,275	46,275	44,495
592-591-00000-644-0000	LAB ANALYSIS	3,795	3,627	1,170	2,000	830	500	500	500
592-591-00000-645-0000	WATER TAPS	19,631	21,005	19,249	20,000	20,000	20,000	20,000	20,000
592-591-00000-667-0000	EQUIPMENT RENTAL	1,387	2,034	2,297	2,000	2,000	2,000	2,000	2,000
592-591-79605-644-0000	LAB ANALYSIS	7,362	9,306	10,691	9,000	10,315	10,000	10,000	10,000
592-591-79605-645-0000	WATER HYDRANT METERS	10,583	12,009	9,352	8,000	16,015	10,000	10,000	10,000
592-591-79605-695-0000	OTHER REVENUE	100	100	100	0	9,420	0	0	0
	SUBTOTAL	**3,353,022**	**3,258,709**	**3,545,277**	**3,661,820**	**3,701,515**	**3,831,150**	**3,831,150**	**3,685,435**
	SEWER								
592-592-00000-634-0000	GENERAL CUSTOMERS	1,511,858	1,562,749	1,632,438	1,808,845	1,828,330	2,047,730	2,047,730	2,285,410
592-592-00000-635-0000	PUBLIC AUTHORITIES	39,470	39,796	41,750	49,485	46,760	55,730	55,730	58,450
592-592-00000-636-0000	NON-TAX CUSTOMERS	686,435	771,261	755,564	804,350	846,230	947,780	947,780	1,057,785
592-592-00000-637-0000	CITY DEPARTMENTS	13,566	13,209	13,981	16,845	15,660	17,540	17,540	19,575
592-592-00000-646-0000	SEWER TAPS	5,328	4,440	5,120	5,000	5,000	5,000	5,000	5,000
592-592-00000-647-0000	ROOF DRAIN CHARGES	1,012	1,012	1,012	1,000	1,000	1,000	1,000	1,000
592-592-00000-667-0000	LAND & BUILDING RENTAL	1,000	1,000	1,000	1,000	1,000	1,000	1,000	1,000
592-592-79605-646-0000	SEWER SYSTEM	4,128	7,780	5,716	2,000	7,585	2,000	2,000	2,000
	SUBTOTAL	**2,262,797**	**2,401,247**	**2,456,581**	**2,688,525**	**2,751,565**	**3,077,780**	**3,077,780**	**3,430,220**
	OTHER								
592-593-00000-582-0000	FIBER OPTICS	0	0	0	0	48,255	0	0	0
592-593-00000-607-0000	ACCOUNT SET UP FEE	14,770	15,155	18,045	15,000	15,000	15,000	15,000	15,000
592-593-00000-664-0000	INTEREST ON SPECIAL ASSMT	10,196	12,298	1,664	1,405	1,405	1,145	1,145	1,145
592-593-00000-665-0000	INTEREST	169,238	192,221	52,622	60,000	24,000	24,000	24,000	24,000
592-593-00000-671-0000	LATE PAYMENT PENALTY	55,862	63,227	33,095	55,000	15,000	30,000	30,000	30,000
592-593-00000-672-0000	SPECIAL ASSESSMENTS LEVIED	19,993	95,359	3,376	3,640	3,640	3,375	3,375	3,375
592-593-00000-673-0000	SALE OF FIXED ASSETS	9	0	0	0	0	0	0	0
592-593-00000-695-0000	OTHER REVENUE	3,652	92,400	3,838	3,000	13,415	3,000	3,000	3,000
592-593-00000-696-0000	MQT AREA WASTEWATER TREAT FD	8,038	75,123	(37,589)	0	0	0	0	0
592-593-00000-697-0000	FUND BALANCE	0	0	0	1,492,525	0	880,135	270,135	139,445
592-593-00000-698-0000	PROCEEDS OF BONDS	0	0	0	3,873,820	3,873,820	10,437,280	5,422,000	5,522,000
592-593-79212-543-0001	STATE GRANT-BEACH MONITORING	8,725	4,627	6,575	6,575	6,575	6,575	6,575	6,575
592-593-79605-671-0000	LATE PAYMENT PENALTY	0	0	0	0	0	0	0	0
	SUBTOTAL	**290,483**	**550,410**	**81,626**	**5,510,965**	**4,001,110**	**11,400,510**	**5,775,230**	**5,744,540**
	TOTAL	**5,906,302**	**6,210,366**	**6,083,484**	**11,861,310**	**10,454,190**	**18,309,440**	**12,684,160**	**12,860,195**

Recommended 25% increase in Sewer Rates for FY 09.
Recommended 0% increase in Water Rates for FY 09.

ACCOUNT NUMBER	WATER & SEWER FUND EXPENDITURES	2004-2005 ACTUAL	2005-2006 ACTUAL	2006-2007 ACTUAL	2007-08 BUDGET	2007-08 YEAR END ESTIMATED	2008-09 DEPT HEAD REQUEST	2008-09 MANAGER RECOMM.	2008-09 COMMISSION APPROVED
	WATER PLANT								
592-537-00000-702-0000	SALARIES & WAGES	190,440	214,262	216,903	268,200	271,805	290,510	290,510	277,510
592-537-00000-715-0000	LONGEVITY	0	0	0	1,605	1,605	1,605	1,605	1,605
592-537-00000-716-0000	SOCIAL SECURITY	14,828	16,205	16,541	20,640	20,795	22,345	22,345	21,355
592-537-00000-717-0000	HEALTH INSURANCE	0	0	5,662	76,040	66,470	71,040	71,040	70,230
592-537-00000-718-0000	LIFE INSURANCE	0	0	0	490	555	585	585	585
592-537-00000-719-0000	UNEMPLOYMENT INSURANCE	0	0	0	305	805	955	955	955
592-537-00000-720-0000	DISABILITY INSURANCE	0	0	0	1,145	1,135	1,170	1,170	900
592-537-00000-721-0000	WORKERS COMP INSURANCE	0	0	0	6,810	6,165	7,390	7,390	7,045
592-537-00000-722-0000	MERS	0	0	0	47,295	47,960	62,530	62,530	60,185
592-537-00000-731-0000	CHEMICALS	16,549	16,720	15,656	18,000	18,000	20,000	20,000	20,000
592-537-00000-740-0000	OPERATING SUPPLIES	13,513	11,945	13,055	15,000	18,000	20,000	20,000	20,000
592-537-00000-775-0000	REPAIR & MAINT SUPPLIES	26,336	12,977	23,681	20,000	30,000	24,000	24,000	24,000
592-537-00000-801-0000	PROFESSIONAL & CONTRACTUAL	29,646	6,486	9,010	10,000	10,000	15,000	15,000	15,000
592-537-00000-850-0000	COMMUNICATIONS	1,262	1,794	1,368	2,000	1,800	2,000	2,000	2,000
592-537-00000-865-0000	CONFERENCES/SEMINARS	3,610	1,061	629	1,500	1,500	1,500	1,500	1,500
592-537-00000-920-0000	POWER	136,835	136,142	146,263	120,000	140,000	140,000	140,000	140,000
592-537-00000-921-0000	NATURAL GAS	18,804	23,506	16,837	15,000	14,000	15,000	15,000	15,000
592-537-00000-945-0000	VEHICLE/EQUIPMENT RENTAL	3,841	3,715	3,754	3,000	5,000	6,000	6,000	6,000
592-537-79212-740-0001	BEACH MONITORING GRANT	0	4,892	897	6,575	6,575	6,575	6,575	6,575
	SUBTOTAL	455,664	449,705	470,256	633,605	662,170	708,205	708,205	690,445
	SEWER BOOSTER STATIONS								
592-553-00000-702-0000	SALARIES & WAGES	45,281	33,326	21,702	15,000	24,000	22,000	22,000	22,000
592-553-00000-716-0000	SOCIAL SECURITY	3,430	2,511	1,635	1,150	1,800	1,800	1,800	1,800
592-553-00000-740-0000	OPERATING SUPPLIES	2,802	1,539	1,000	2,000	2,000	1,000	1,000	1,000
592-553-00000-775-0000	REPAIR & MAINT SUPPLIES	6,196	1,091	2,170	5,000	8,000	15,000	15,000	15,000
592-553-00000-801-0000	PROFESSIONAL & CONTRACTUAL	0	0	0	3,500	5,000	10,000	10,000	10,000
592-553-00000-850-0000	COMMUNICATIONS	7,267	6,002	6,786	6,000	8,000	8,000	8,000	8,000
592-553-00000-920-0000	POWER	24,018	22,550	27,269	30,000	30,000	30,000	30,000	30,000
592-553-00000-921-0000	NATURAL GAS	11,554	12,673	10,606	6,000	15,000	7,000	7,000	7,000
592-553-00000-922-0000	WATER	830	536	371	800	800	800	800	800
592-553-00000-945-0000	VEHICLE/EQUIPMENT RENTAL	13,532	11,365	13,528	8,000	14,000	12,000	12,000	12,000
	SUBTOTAL	114,910	91,593	85,067	77,450	108,600	107,600	107,600	107,600
	CAPITAL OUTLAY								
592-598-00000-702-0000	SALARIES & WAGES	9,839	18,217	19,639	19,510	55,000	55,000	55,000	55,000
592-598-00000-716-0000	SOCIAL SECURITY	751	1,388	1,501	1,490	4,200	4,200	4,200	4,200
592-598-00000-740-0000	OPERATING SUPPLIES	0	0	0	11,600	10,000	0	0	0
592-598-00000-801-0000	PROFESSIONAL & CONTRACTUAL	0	0	0	0	0	7,000	0	0
592-598-00000-973-0000	MAINS	0	357,958	251,279	81,000	81,000	944,000	461,000	486,000
592-598-00000-974-0000	SERVICES	0	8,059	19,353	10,000	1,000	10,000	8,000	18,000
592-598-00000-976-0000	BUILDING IMPROVEMENTS	0	0	1,098,957	0	20,690	60,000	0	60,000
592-598-00000-977-0000	EQUIPMENT/BOOSTER STATIONS	2,667,975	1,156,175	335,070	108,500	108,500	89,280	0	0
592-598-00000-978-0000	COMPUTERS	0	0	0	0	0	3,000	0	0
592-598-00000-984-0000	METERS	26,865	10,460	25,336	2,000	22,470	15,000	0	15,000
592-598-00000-985-0000	SEWER SYSTEM	34,132	636,108	803,552	791,000	791,000	875,000	390,000	440,800
592-598-00000-999-0000	TRANSFERS OUT-CONSTRUCTION FUND	512,460	1,270,283	1,072,439	3,873,820	0	8,469,000	3,988,000	3,988,000
	SUBTOTAL	3,252,022	3,458,648	3,627,126	4,898,920	1,093,860	10,531,480	4,906,200	5,067,000

(Continued on next page)

(Continued from previous page)

	WATER & SEWER FUND EXPENDITURES	2004-2005 ACTUAL	2005-2006 ACTUAL	2006-2007 ACTUAL	2007-08 BUDGET	2007-08 YEAR END ESTIMATED	2008-09 DEPT HEAD REQUEST	2008-09 MANAGER RECOMM.	2008-09 COMMISSION APPROVED
	WATER TRANSMISSION & DISTRIBUTION								
592-538-00000-702-0000	SALARIES & WAGES	328,354	375,750	368,493	395,000	375,000	380,000	380,000	380,000
592-538-00000-715-0000	LONGEVITY	0	0	0	2,190	2,190	2,530	2,530	2,530
592-538-00000-716-0000	SOCIAL SECURITY	25,038	28,612	28,096	30,385	28,690	29,070	29,070	29,265
592-538-00000-717-0000	HEALTH INSURANCE	0	0	11,537	147,070	137,795	149,400	149,400	148,350
592-538-00000-718-0000	LIFE INSURANCE	0	0	0	750	720	750	750	750
592-538-00000-719-0000	UNEMPLOYMENT INSURANCE	0	0	0	405	1,175	1,175	1,175	1,175
592-538-00000-720-0000	DISABILITY INSURANCE	0	0	209	1,325	1,465	1,340	1,340	1,340
592-538-00000-721-0000	WORKERS COMP INSURANCE	0	0	0	9,555	8,855	9,675	9,675	9,675
592-538-00000-722-0000	MERS	0	0	0	54,725	56,595	66,065	66,065	66,065
592-538-00000-740-0000	OPERATING SUPPLIES	5,981	13,926	17,592	18,000	10,000	10,000	10,000	10,000
592-538-00000-775-0000	REPAIR & MAINT SUPPLIES	52,361	74,007	83,166	55,500	55,500	55,000	55,000	55,000
592-538-00000-801-0000	PROFESSIONAL & CONTRACTUAL	6,850	16,823	9,816	15,000	13,000	15,000	15,000	15,000
592-538-05202-801-0000	SECURITY UPGRADES	0	6,163	0	0	0	0	0	0
592-538-00000-806-0000	ENGINEERING	111,720	111,720	144,216	121,160	121,160	118,055	118,055	118,055
592-538-00000-810-0000	HEALTH & SAFETY	0	0	0	500	515	500	500	500
592-538-00000-860-0000	TRANSPORTATION	0	0	0	4,000	2,000	4,500	4,500	4,500
592-538-00000-900-0000	PRINTING & PUBLISHING	0	0	0	1,000	0	500	500	500
592-538-00000-920-0000	POWER	28,715	23,419	22,166	29,000	29,000	30,000	30,000	30,000
592-538-00000-921-0000	NATURAL GAS	2,431	2,760	2,525	2,500	15,000	25,000	25,000	25,000
592-538-00000-930-0000	REPAIR & MAINTENANCE	0	750	1,027	1,000	0	1,000	1,000	1,000
592-538-00000-940-0000	RENTAL	0	375	0	500	0	500	500	500
592-538-00000-943-0000	BLDG/OFFICE RENTAL	33,000	25,800	34,000	30,700	30,700	18,900	18,900	18,900
592-538-00000-945-0000	VEHICLE/EQUIPMENT RENTAL	181,831	209,589	203,003	220,000	220,000	220,000	220,000	220,000
	SUBTOTAL	**776,281**	**889,694**	**925,846**	**1,140,265**	**1,109,360**	**1,138,960**	**1,138,960**	**1,138,105**
	SEWER OPERATIONS								
592-551-00000-702-0000	SALARIES & WAGES	165,282	179,233	199,419	190,000	165,000	170,000	170,000	170,000
592-551-00000-703-0000	ACCRUED LEAVE RESERVE	0	0	0	0	0	0	0	0
592-551-00000-715-0000	LONGEVITY	0	0	0	0	0	2,870	2,870	2,870
592-551-00000-716-0000	SOCIAL SECURITY	12,601	13,646	15,149	14,535	12,625	13,005	13,005	13,005
592-551-00000-717-0000	HEALTH INSURANCE	0	0	0	0	0	130,690	130,690	129,790
592-551-00000-718-0000	LIFE INSURANCE	0	0	0	0	0	845	845	845
592-551-00000-719-0000	UNEMPLOYMENT INSURANCE	0	0	0	0	0	1,320	1,320	1,320
592-551-00000-720-0000	DISABILITY INSURANCE	0	0	0	0	0	615	615	615
592-551-00000-721-0000	WORKERS COMP INSURANCE	0	0	0	0	0	16,135	16,135	16,135
592-551-00000-722-0000	MERS	0	0	0	0	0	65,750	65,750	65,750
592-551-00000-740-0000	OPERATING SUPPLIES	6,099	4,473	6,664	5,000	6,000	6,000	6,000	6,000
592-551-00000-775-0000	REPAIR & MAINT SUPPLIES	42,004	21,833	39,560	32,000	32,000	35,000	35,000	35,000
592-551-00000-801-0000	PROFESSIONAL & CONTRACTUAL	1,726	5,243	3,302	3,800	2,500	3,500	3,500	3,500
592-551-00000-806-0000	ENGINEERING	186,204	186,204	160,236	136,305	136,305	132,815	132,815	132,815
592-551-00000-940-0000	RENTAL	0	0	0	2,000	0	1,000	1,000	1,000
592-551-00000-945-0000	VEHICLE/EQUIPMENT RENTAL	184,779	191,481	207,461	200,000	220,000	220,000	220,000	220,000
592-551-07101-801-0000	SIMP	0	0	0	72,000	72,000	0	0	0
592-551-XXXXX-801-0000	SS TELEVISING	17,841	14,548	3,272	20,000	20,000	50,000	50,000	50,000
592-551-XXXXX-801-0000	SS ROOT CONTROL	50,789	30,789	0	15,000	15,000	25,000	25,000	25,000
592-551-XXXXX-801-0000	SS POINT REPAIR	83,479	12,677	113,908	200,000	319,270	500,000	500,000	500,000
	SUBTOTAL	**750,804**	**660,127**	**748,971**	**890,640**	**1,000,700**	**1,374,545**	**1,374,545**	**1,373,645**

(Continued on next page)

(Continued from previous page)

ACCOUNT NUMBER	WATER & SEWER FUND EXPENDITURES	2004-2005 ACTUAL	2005-2006 ACTUAL	2006-2007 ACTUAL	2007-08 BUDGET	2007-08 YEAR END ESTIMATED	2008-09 DEPT HEAD REQUEST	2008-09 MANAGER RECOMM.	2008-09 COMMISSION APPROVED
	ADMINISTRATION								
592-561-00000-702-0000	SALARIES & WAGES	153,234	147,796	125,224	91,035	82,965	92,320	92,320	92,320
592-561-00000-703-0000	ACCRUED LEAVE RESERVE	13,996	(29,189)	16,825	0	0	0	0	0
592-561-00000-710-0000	PERFORMANCE PAY	3,500	0	0	0	0	0	0	0
592-561-00000-715-0000	LONGEVITY	4,385	5,411	3,733	0	0	0	0	0
592-561-00000-716-0000	SOCIAL SECURITY	12,206	11,246	9,366	6,965	6,345	7,065	7,065	7,065
592-561-00000-717-0000	HEALTH INSURANCE	181,132	205,761	181,669	34,725	32,510	40,245	40,245	39,875
592-561-00000-718-0000	LIFE INSURANCE	1,244	1,170	1,262	190	160	190	190	190
592-561-00000-719-0000	UNEMPLOYMENT INSURANCE	1,895	1,204	880	150	440	440	440	440
592-561-00000-720-0000	DISABILITY INSURANCE	562	2,626	2,568	350	335	340	340	340
592-561-00000-721-0000	WORKERS COMP INSURANCE	13,188	16,324	16,864	935	1,805	990	990	990
592-561-00000-722-0000	RETIREMENT-MERS	69,379	65,076	84,500	8,500	9,695	10,025	10,025	10,025
592-561-00000-727-0000	OFFICE SUPPLIES	841	621	709	600	700	700	700	700
592-561-00000-728-0000	POSTAGE	12,562	13,645	21,230	21,000	21,000	22,000	22,000	22,000
592-561-00000-740-0000	OPERATING SUPPLIES	8,827	4,942	8,399	4,000	8,930	8,500	8,500	8,500
592-561-00000-801-0000	PROFESSIONAL & CONTRACTUAL	56,482	119,784	88,924	60,000	200,310	60,000	60,000	60,000
592-561-00000-806-0000	ADMINISTRATIVE CHARGES	295,812	295,812	294,816	482,620	225,155	263,175	263,175	263,175
592-561-00000-850-0000	COMMUNICATIONS	1,745	1,833	2,124	2,000	2,000	2,000	2,000	2,000
592-561-00000-865-0000	CONFERENCES/SEMINARS	2,669	411	4,781	4,500	4,500	4,500	4,500	4,500
592-561-00000-880-0000	WATER COUPONS	0	300	0	0	0	0	0	0
592-561-00000-900-0000	PRINTING & PUBLISHING	58	808	469	600	400	600	600	600
592-561-00000-910-0000	PROPERTY INSURANCE	57,358	52,902	54,949	57,600	58,435	60,000	60,000	60,000
592-561-00000-923-0000	STORMWATER	633	675	635	635	635	635	635	635
592-561-00000-924-0000	WASTEWATER SERVICES	1,071,017	1,146,725	1,080,080	1,304,390	1,304,390	1,304,390	1,304,390	1,339,510
592-561-00000-930-0000	REPAIR & MAINTENANCE	664	979	450	1,000	400	1,000	1,000	1,000
592-561-00000-940-0000	RENTAL	369	509	543	600	1,300	1,200	1,200	1,200
592-561-00000-943-0000	BLDG/OFFICE RENTAL	14,400	14,400	14,400	14,400	14,400	14,400	14,400	14,400
592-561-00000-945-0000	VEHICLE/EQUIPMENT RENTAL	9,929	11,102	11,470	11,000	11,000	11,000	11,000	11,000
592-561-00000-954-0000	PAYMENT IN LIEU OF TAXES	680,885	767,516	853,413	894,050	894,050	856,105	856,105	856,105
592-561-00000-956-0000	MISCELLANEOUS	953	560	385	200	600	500	500	500
592-561-00000-958-0000	UNCOLLECTIBLE ACCOUNTS	36,875	69,137	0	45,000	45,000	30,000	30,000	30,000
592-561-00000-961-0000	EMPLOYEE SAFETY EXPENSE	173	88	596	100	100	100	100	100
592-561-00000-968-0000	DEPRECIATION	793,546	992,976	1,082,520	1,000,000	1,100,000	1,100,000	1,100,000	1,100,000
592-561-00000-969-0000	INTEREST ON CUSTOMER DEPOSITS	894	728	0	0	0	0	0	0
592-561-00000-987-0000	RESERVE FOR DEPRECIATION	(793,546)	(992,976)	0	(1,000,000)	(1,100,000)	(1,100,000)	(1,100,000)	(1,100,000)
592-561-00000-993-0000	AMORTIZATION	12,674	12,314	9,083	9,100	9,100	9,100	9,100	9,100
592-561-00000-994-0000	PAYING AGENT FEES	113	115	0	365	320	365	365	365
592-561-00000-995-0000	INTEREST ON LONG TERM DEBT	283,956	313,205	300,290	229,175	229,175	253,195	253,195	253,195
592-561-00000-999-0000	TRANSFER OUT-DEBT SERVICE FUND	0	0	0	78,780	0	517,705	517,705	517,705
592-599-00000-992-0000	BOND PRINCIPAL	620,000	789,296	805,258	735,000	735,000	755,000	755,000	755,000
592-599-00000-996-0000	CAPITALIZED LEASE PRINCIPAL	117,089	120,866	120,866	120,865	120,865	120,865	120,865	120,865
	SUBTOTAL	**3,741,699**	**4,166,698**	**5,199,281**	**4,220,430**	**4,022,020**	**4,448,650**	**4,448,650**	**4,483,400**
	TOTAL	**9,091,380**	**9,716,465**	**11,056,547**	**11,861,310**	**7,996,710**	**18,309,440**	**12,684,160**	**12,860,195**

WATER & SEWER DISPOSAL FUND EXPENDITURES	2004-2005 ACTUAL	2005-2006 ACTUAL	2006-2007 ACTUAL	2007-08 BUDGET	2007-08 YEAR END ESTIMATED	2008-09 DEPT HEAD REQUEST	2008-09 MANAGER RECOMM.	2008-09 COMMISSION APPROVED
SALARIES	896,587	921,178	948,566	961,425	920,960	957,360	957,360	944,360
FRINGES	343,388	369,792	379,671	466,045	446,500	717,420	717,420	710,535
OTHER CHARGES & SERVICE	2,845,771	2,893,022	2,928,773	3,422,285	3,501,180	3,560,245	3,560,245	3,595,365
CAPITAL OUTLAY	3,252,022	3,458,648	3,627,126	4,898,920	1,093,860	10,531,480	4,906,200	5,067,000
OTHER EXPENDITURES	1,753,612	2,073,825	3,172,411	2,112,635	2,034,210	2,542,935	2,542,935	2,542,935
OPERATING TRANSFERS OUT	0	0	0	0	0	0	0	0
TOTAL	**9,091,380**	**9,716,465**	**11,056,547**	**11,861,310**	**7,996,710**	**18,309,440**	**12,684,160**	**12,860,195**

553-702: Wages: decrease due to SCADA system implementation.
561-801: Township litigation, GEMS Utility training, Drug Screens, ManPower.
561-992: 1998 Debt retires in 2009, 2003 Refunding Debt retires in 2016, 2004 SRF Loan retires in 2025.
561-999: Transfer to Fund 353, High Street SRF2

City of Marquette
Water/Sewer Fund Historical Expenditures**
Stated in Actual Dollars

Dept Name	FY 98 Actual	FY 99 Actual	FY 00 Actual	FY 01 Actual	FY 02 Actual	FY 03 Actual	FY 04 Actual	FY 05 Actual	FY 06 Actual	FY 07 Actual	FY 98 thru FY 07 Average	FY 08 Budget	Variance FY 08 vs Avg	FY 09 Budget	FY 09 vs FY 08	Variance FY 09 vs Avg
Administration	1,857,320	1,986,875	1,329,435	1,413,836	1,488,549	1,709,732	1,756,237	1,635,242	1,783,449	1,810,267	1,677,094	1,831,000	153,906	1,497,125	(333,875)	(179,969)
Water Treatment	928,990	1,103,873	1,118,641	1,120,570	1,158,959	1,149,006	1,092,232	1,231,945	1,339,401	1,396,102	1,163,972	1,773,870	609,898	1,828,550	54,680	664,578
Sewer Operations	1,267,026	1,369,223	1,462,669	1,683,685	1,464,689	1,427,113	1,552,136	1,936,730	1,897,644	1,914,118	1,597,503	2,272,480	674,977	2,881,555	609,075	1,284,052
Capital Outlay	2,598,610	1,039,523	1,461,565	759,908	722,703	4,386,251	2,383,791	3,252,023	3,321,172	3,627,126	2,355,267	4,898,920	2,543,653	5,006,200	107,280	2,650,933
Debt Service	889,057	882,990	1,009,787	1,025,580	1,036,850	1,086,078	1,061,183	1,018,166	1,260,912	1,226,414	1,049,702	1,085,040	35,338	1,646,765	561,725	597,063
	7,541,003	6,382,484	6,382,097	6,003,579	5,871,750	9,758,180	7,845,579	9,074,106	9,602,578	9,974,027	7,843,538	11,861,310	4,017,772	12,860,195	998,885	5,016,657
% Variance vs Previous Year	-31.9%	-15.4%	0.0%	-5.9%	-2.2%	66.2%	-19.6%	15.7%	5.8%	3.9%		23.5%	51.2%	8.4%		64.0%

** Excludes Depreciation

City of Marquette
Water/Sewer Fund Historical Expenditures**
Stated in Year 2007 Dollars

Dept Name	FY 98 Actual	FY 99 Actual	FY 00 Actual	FY 01 Actual	FY 02 Actual	FY 03 Actual	FY 04 Actual	FY 05 Actual	FY 06 Actual	FY 07 Actual	FY 98 thru FY 07 Average	FY 08 Budget	Variance FY 08 vs Avg	FY 09 Budget	FY 09 vs FY 08	Variance FY 09 vs Avg
Administration	2,374,635	2,491,364	1,607,043	1,655,300	1,724,367	1,939,620	1,929,361	1,752,105	1,831,793	1,810,267	1,911,586	1,831,000	(80,586)	1,497,125	(333,875)	(414,461)
Water Treatment	1,187,739	1,384,158	1,352,232	1,311,948	1,342,563	1,303,499	1,199,901	1,319,986	1,375,708	1,396,102	1,317,384	1,773,870	456,486	1,828,550	54,680	511,166
Sewer Operations	1,619,928	1,716,884	1,768,099	1,971,236	1,696,727	1,619,000	1,705,140	2,075,139	1,949,083	1,914,118	1,803,535	2,272,480	468,945	2,881,555	609,075	1,078,020
Capital Outlay	3,322,395	1,303,469	1,766,764	889,690	837,195	4,976,019	2,618,777	3,484,430	3,411,199	3,627,126	2,623,706	4,898,920	2,275,214	5,006,200	107,280	2,382,494
Debt Service	1,136,684	1,107,191	1,220,647	1,200,735	1,201,109	1,232,110	1,165,791	1,090,930	1,295,091	1,226,414	1,187,670	1,085,040	(102,630)	1,646,765	561,725	459,095
	9,641,381	8,003,067	7,714,785	7,028,909	6,801,961	11,070,249	8,618,970	9,722,590	9,862,875	9,974,027	8,843,881	11,861,310	3,017,429	12,860,195	998,885	4,016,314
% Variance vs Previous Year	-33.1%	-17.0%	-3.6%	-8.9%	-3.2%	62.8%	-22.1%	12.8%	1.4%	1.1%		20.3%	34.1%	8.4%		45.4%

** Excludes Depreciation

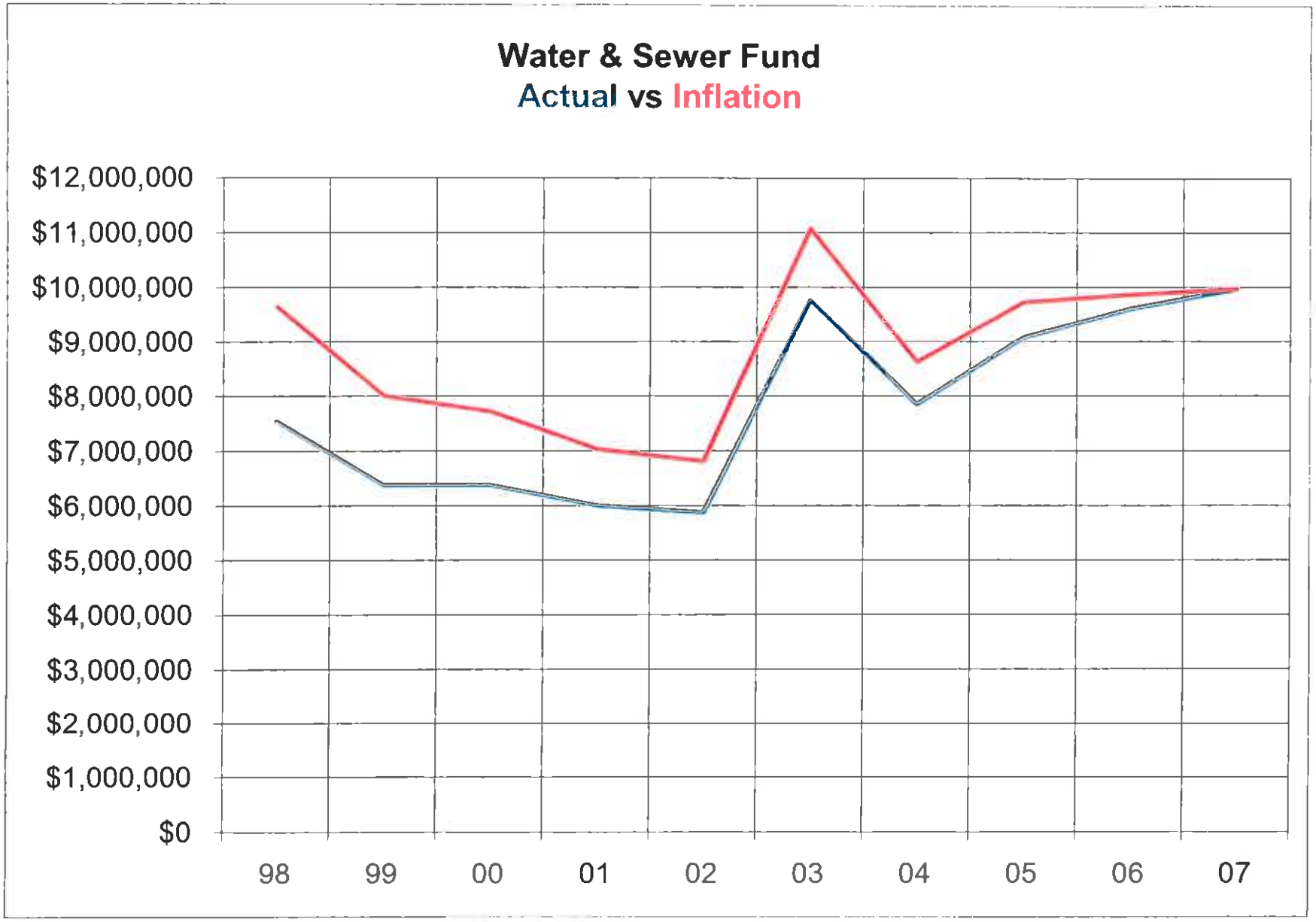
Water & Sewer Fund
Actual vs Inflation
$12,000,000
$11,000,000
$10,000,000
$9,000,000
$8,000,000
$7,000,000
$6,000,000
$5,000,000
$4,000,000
$3,000,000
$2,000,000
$1,000,000
$0
98
99
00
01
02
03
04
05
06
07

This page intentionally left blank.

DEPARTMENTAL FACT SHEET
2008-2009 FISCAL YEAR

Existing __X__ New _____

DEPARTMENT & ACTIVITY Presque Isle Marina **Account No.** 594-764

I. FUNCTION:

The P.I. Marina is an Enterprise Fund. Function is to operate and maintain a full service, 97 slip marina and launch ramp facility for daily, seasonal and transient boaters. Services include fuel, gas/diesel, oil, sanitary service, sundry concessions, shower facilities and marine radio base station.

II. REVENUE APPLICABLE TO THIS ACCOUNT:

A. Seasonal Slip Rentals		$ 64,755
B. Product Sales		$ 25,000
C. Transient Fees		$ 4,000
D. Daily Launch Fees		$ 9,967
E. Seasonal Launch Passes		$ 1,750
F. Interest Revenue		$ 900
G. Fines		$ 350
H. Misc Income		$ 15
	Total	$106,737

III. AUTHORIZED POSITIONS:

1	*Marina Manager	20 hours x $14.20/hr x 30 weeks	$ 8,522
2	Marina attendant 40 hrs	x $7.15 /hour x 28 weeks	$16,016
0	Marina attendant		$ 0
	Full time and seasonal staff as needed		$ 6,300
		Total	$30,838

IV. PROGRAM STATISTICS;

	2007	2006	2005	2004	2003	2002
Seasonal slip rentals	66	58	57	53	58	64

DEPARTMENTAL FACT SHEET
2008-2009 FISCAL YEAR

Existing __X__ New _____

DEPARTMENT & ACTIVITY Cinder Pond Marina **Account No.** 594-765

I. FUNCTION:

The Cinder Pond Marina is an Enterprise Fund. Function is to operate and maintain a full service 101 slip marina, launch ramp and boat storage facility for daily, seasonal and transient boaters. Services include fuel (gas & diesel), oil, sanitary service, sundry concessions, showers, laundry, day room facilities and marine radio base station.

II. REVENUE APPLICABLE TO THIS ACCOUNT:

A. Seasonal Slip Rentals	$ 91,159
B. Product sales	$ 55,000
C. Transient Fees	$ 10,846
D. Daily Launch Ramp Fees	$ 3,985
E. Seasonal Launch Passes	$ 1,750
F. Fines	$ 350
G. Misc. Income	$ 0
Total	$163,090

III. AUTHORIZED POSITIONS:

1	Marina Manager 20 hours x $14.20/hr x 30 weeks	$ 8,522
3	Marina att'd 40 hrs/wk x $7.15 x 28 wks	$24,024
0	Marina att'd 40 hrs/wk x $6.25 x 28 wks	$ 0
	Full time and seasonal maint staff as needed	$ 4,250
	Total	$36,796

IV. PROGRAM STATISTICS;

	2007	2006	2005	2004	2003	2002
Seasonal Slip Rentals	91	88	87	90	88	84

CITY OF MARQUETTE
REVENUES AND EXPENDITURES
2008-2009 FISCAL YEAR

	594 MARINA FUND REVENUES	2004-2005 ACTUAL	2005-2006 ACTUAL	2006-2007 ACTUAL	2007-08 BUDGET	2007-08 YEAR END ESTIMATED	2008-09 DEPT HEAD REQUEST	2008-09 MANAGER RECOMM.	2008-09 COMMISSION APPROVED
	Presque Isle								
594-764-00000-543-0000	GRANT	0	0	0	17,500	0	0	0	0
594-764-00000-608-0000	TRANSIENT FEES	4,045	5,798	3,634	4,250	4,000	4,000	4,000	4,000
594-764-00000-609-0000	LAUNCHING PERMITS-SEASONAL	4,325	3,769	4,454	1,750	1,750	1,750	1,750	1,750
594-764-00000-610-0000	P.I. LAUNCHING (RED BOX)	4,512	4,991	4,470	4,000	4,000	4,000	4,000	4,000
594-764-00000-626-0000	SERVICES RENDERED-Pump Outs	30	18	15	25	100	100	100	100
594-764-00000-642-0000	SALES	30,649	28,278	23,048	25,000	20,000	20,000	20,000	20,000
594-764-00000-655-0000	FINES	1,220	1,355	890	350	1,000	450	450	450
594-764-00000-667-0000	SLIP RENTALS	54,396	65,025	51,682	68,275	64,755	64,755	64,755	64,755
594-764-00000-695-0000	OTHER REVENUE	327	290	368	0	90	0	0	0
594-764-00000-699-0000	TRANSFER IN-GENERAL FUND	40,565	30,555	27,417	56,305	51,780	43,400	39,400	39,400
	SUB-TOTAL PRESQUE ISLE	140,069	140,079	115,978	177,455	147,475	138,455	134,455	134,455
	Cinder Pond								
594-765-00000-608-0000	TRANSIENT FEES	13,123	13,744	10,999	11,500	12,000	11,500	11,500	11,500
594-765-00000-609-0000	LAUNCHING PERMITS-SEASONAL	1,173	1,856	2,194	1,750	1,750	1,750	1,750	1,750
594-765-00000-610-0000	LAUNCHING-RED BOX	3,542	3,716	4,746	4,000	4,000	4,000	4,000	4,000
594-765-00000-626-0000	SERVICES RENDERED-Pump Outs	809	670	659	750	750	750	750	750
594-765-00000-642-0000	SALES	56,083	70,071	82,283	70,000	70,000	70,000	70,000	70,000
594-765-00000-655-0000	FINES	0	0	0	0	0	450	450	450
594-765-00000-665-0000	INTEREST	5,107	12,052	16,919	10,000	10,000	10,000	10,000	10,000
594-765-00000-667-0000	SLIP RENTALS	84,720	81,658	95,179	92,660	91,160	91,160	91,160	91,160
594-765-00000-695-0000	OTHER	0	56	217	50	200	0	0	0
	SUB-TOTAL CINDER POND	164,557	183,823	213,196	190,710	189,860	189,610	189,610	189,610
	TOTALS	**304,626**	**323,902**	**329,174**	**368,165**	**337,335**	**328,065**	**324,065**	**324,065**

	594 MARINA FUND EXPENSES	2004-2005 ACTUAL	2005-2006 ACTUAL	2006-2007 ACTUAL	2007-08 BUDGET	2007-08 YEAR END ESTIMATED	2008-09 DEPT HEAD REQUEST	2008-09 MANAGER RECOMM.	2008-09 COMMISSION APPROVED
	Presque Isle								
594-764-00000-702-0000	SALARIES & WAGES	23,049	25,530	27,686	29,160	20,400	23,970	23,970	23,970
594-764-00000-716-0000	SOCIAL SECURITY	1,761	1,950	2,109	2,230	1,560	1,835	1,835	1,835
594-764-00000-719-0000	UNEMPLOYMENT INSURANCE	0	203	90	135	145	325	325	325
594-764-00000-721-0000	WORKERS COMP INSURANCE	1,844	964	496	930	635	720	720	720
594-764-00000-727-0000	OFFICE SUPPLIES	498	351	141	100	300	100	100	100
594-764-00000-730-0000	COST OF SALES	21,134	28,216	20,118	35,000	18,500	18,500	18,500	18,500
594-764-00000-740-0000	OPERATING SUPPLIES	0	0	8,933	1,250	2,000	1,500	1,500	1,500
594-764-00000-775-0000	REPAIR & MAINT SUPPLIES	648	1,692	2,677	2,500	2,500	2,500	2,500	2,500
594-764-00000-801-0000	PROFESSIONAL & CONTRACTUAL	7,609	3,008	1,907	40,000	40,000	2,000	2,000	2,000
594-764-00000-806-0000	ADMINISTRATIVE CHARGES	8,208	8,208	9,012	8,500	8,500	11,400	11,400	11,400
594-764-00000-850-0000	COMMUNICATIONS	1,082	1,771	1,503	1,500	1,000	1,500	1,500	1,500
594-764-00000-860-0000	TRANSPORTATION	393	274	432	400	400	400	400	400
594-764-00000-910-0000	PROPERTY INSURANCE	2,980	3,663	3,699	3,885	3,930	4,000	4,000	4,000
594-764-00000-920-0000	POWER	6,573	4,370	5,154	5,000	5,000	5,000	5,000	5,000
594-764-00000-922-0000	WATER	1,069	1,008	1,071	1,000	1,100	1,100	1,100	1,100
594-764-00000-923-0000	STORMWATER	808	862	800	800	800	800	800	800
594-764-00000-930-0000	REPAIR & MAINTENANCE	982	668	95	2,000	2,000	2,000	2,000	2,000
594-764-00000-945-0000	VEHICLE/EQUIPMENT RENTAL	4,728	2,000	6,544	3,000	3,000	3,000	3,000	3,000
594-764-00000-956-0000	MISCELLANEOUS	375	0	100	200	200	200	200	200
594-764-00000-968-0000	DEPRECIATION	43,538	43,538	43,156	43,550	43,550	43,550	43,550	43,550
	SUB-TOTAL PRESQUE ISLE	127,279	128,276	135,723	181,140	155,520	124,400	124,400	124,400
	Cinder Pond								
594-765-00000-702-0000	SALARIES & WAGES	28,279	32,193	28,862	30,350	26,030	35,955	35,955	35,955
594-765-00000-716-0000	SOCIAL SECURITY	2,163	2,457	2,206	2,320	1,990	2,750	2,750	2,750
594-765-00000-719-0000	UNEMPLOYMENT INSURANCE	633	220	110	140	180	485	485	485
594-765-00000-721-0000	WORKERS COMP INSURANCE	0	0	492	970	640	1,080	1,080	1,080
594-765-00000-727-0000	OFFICE SUPPLIES	420	610	225	350	350	350	350	350
594-765-00000-730-0000	COST OF SALES	51,216	60,133	69,465	65,000	65,000	65,000	65,000	65,000
594-765-00000-740-0000	OPERATING SUPPLIES	5,154	0	3,034	2,300	2,300	2,300	2,300	2,300
594-765-00000-775-0000	REPAIR & MAINT SUPPLIES	1,145	2,185	2,025	4,000	4,000	4,000	4,000	4,000
594-765-00000-801-0000	PROFESSIONAL & CONTRACTUAL	3,232	3,800	6,351	4,000	4,000	4,000	4,000	4,000
594-765-00000-806-0000	ADMINISTRATIVE CHARGES	8,208	8,208	9,012	8,500	8,500	11,400	11,400	11,400
594-765-00000-850-0000	COMMUNICATIONS	4,154	4,123	4,265	3,600	4,000	3,600	3,600	3,600
594-765-00000-860-0000	TRANSPORTATION	417	274	432	400	400	400	400	400
594-765-00000-910-0000	PROPERTY INSURANCE	2,980	3,678	3,715	3,900	3,940	4,000	4,000	4,000
594-765-00000-920-0000	POWER	5,118	4,597	4,535	4,500	5,000	4,500	4,500	4,500
594-765-00000-922-0000	WATER	1,637	1,461	1,439	1,500	1,500	1,500	1,500	1,500
594-765-00000-923-0000	STORMWATER	382	408	400	400	400	400	400	400
594-765-00000-930-0000	REPAIR & MAINTENANCE	1,109	2,951	809	4,000	4,000	4,000	4,000	4,000
594-765-00000-945-0000	VEHICLE/EQUIPMENT RENTAL	2,020	2,000	4,411	2,000	2,000	2,000	2,000	2,000
594-765-00000-968-0000	DEPRECIATION	91,979	91,979	91,979	91,980	91,980	91,980	91,980	91,980
594-765-00000-991-0000	BOND PRINCIPAL	75,000	70,000	70,000	70,000	70,000	75,000	75,000	75,000
594-765-00000-993-0000	AMORTIZATION	920	920	881	930	930	900	900	900
594-765-00000-995-0000	BOND INTEREST	27,038	22,567	21,250	16,415	16,415	14,595	14,595	14,595
	SUB-TOTAL CINDER POND	313,204	314,764	325,898	317,555	313,555	330,195	330,195	330,195

	594 MARINA FUND EXPENSES	2004-2005 ACTUAL	2005-2006 ACTUAL	2006-2007 ACTUAL	2007-08 BUDGET	2007-08 YEAR END ESTIMATED	2008-09 DEPT HEAD REQUEST	2008-09 MANAGER RECOMM.	2008-09 COMMISSION APPROVED
	Other								
594-598-00000-972-0000	CAPITAL OUTLAY-LAND IMPROVE	0	0	2,765	0	0	0	0	0
594-598-00000-977-0000	CAPITAL OUTLAY - EQUIPMENT	0	0	0	0	0	4,000	0	0
594-598-00000-997-0000	MARINA RESERVE	0	0	0	5,000	5,000	5,000	5,000	5,000
594-599-00000-989-0000	RESERVE FOR DEPRECIATION	(135,517)	(135,517)	(135,135)	(135,530)	(135,530)	(135,530)	(135,530)	(135,530)
	SUB-TOTAL OTHER	(135,517)	(135,517)	(132,370)	(130,530)	(130,530)	(126,530)	(130,530)	(130,530)
	TOTAL	**304,966**	**307,523**	**329,251**	**368,165**	**338,545**	**328,065**	**324,065**	**324,065**

SALARIES	51,328	57,723	56,548	59,510	46,430	59,925	59,925	59,925
FRINGES	6,401	5,794	5,503	6,725	5,150	7,195	7,195	7,195
OTHER CHARGES & SERVICE	144,279	150,519	172,304	209,585	194,620	161,450	161,450	161,450
CAPITAL OUTLAY	0	0	2,765	0	0	4,000	0	0
OTHER EXPENDITURES	102,958	93,487	92,131	92,345	92,345	95,495	95,495	95,495
OPERATING TRANSFERS OUT	0	0	0	0	0	0	0	0
TOTAL	**304,966**	**307,523**	**329,251**	**368,165**	**338,545**	**328,065**	**324,065**	**324,065**

764-801-Grant for Marina Reconstruction.
765-991-Debt: 2003 Refunding Bonds retire in 2014.

City of Marquette
Marina Fund Historical Expenditures**
Stated in Actual Dollars

Dept Name	FY 98 Actual	FY 99 Actual	FY 00 Actual	FY 01 Actual	FY 02 Actual	FY 03 Actual	FY 04 Actual	FY 05 Actual	FY 06 Actual	FY 07 Actual	FY 98 thru FY 07 Average	FY 08 Budget	Variance FY 08 vs Avg	FY 09 Budget	FY 09 vs FY 08	Variance FY 09 vs Avg
Operations	162,374	166,027	159,821	246,493	182,951	191,613	246,714	201,313	214,955	235,236	200,750	281,750	81,000	234,470	(47,280)	33,720
Capital Outlay	0	17,426	80,286	17,059	520,375	0	9,000	0	0	2,765	64,691	0	(64,691)	0	0	(64,691)
Debt Service	55,827	99,234	97,237	94,965	97,497	94,842	97,500	99,232	89,067	91,250	91,665	86,415	(5,250)	89,595	3,180	(2,070)
	218,201	282,687	337,344	358,517	800,823	286,455	353,214	300,545	304,022	329,251	357,106	368,165	11,059	324,065	(44,100)	(33,041)
% Variance vs Previous Year	-0.2%	29.6%	19.3%	6.3%	123.4%	-64.2%	23.3%	-14.9%	1.2%	8.3%		19.8%	3.1%	-16.8%		-9.3%

** Excludes Depreciation

City of Marquette
Marina Fund Historical Expenditures**
Stated in Year 2007 Dollars

Dept Name	FY 98 Actual	FY 99 Actual	FY 00 Actual	FY 01 Actual	FY 02 Actual	FY 03 Actual	FY 04 Actual	FY 05 Actual	FY 06 Actual	FY 07 Actual	FY 98 thru FY 07 Average	FY 08 Budget	Variance FY 08 vs Avg	FY 09 Budget	FY 09 vs FY 08	Variance FY 09 vs Avg
Operations	207,600	208,183	193,194	288,591	211,934	217,377	271,034	215,700	220,782	235,236	226,963	281,750	54,787	234,470	(47,280)	7,507
Capital Outlay	0	21,851	97,051	19,972	602,814	0	9,887	0	0	2,765	75,434	0	(75,434)	0	0	(75,434)
Debt Service	71,376	124,431	117,542	111,184	112,943	107,594	107,111	106,324	91,481	91,250	104,124	86,415	(17,709)	89,595	3,180	(14,529)
	278,976	354,464	407,787	419,747	927,690	324,971	388,033	322,024	312,263	329,251	406,521	368,165	(38,356)	324,065	(44,100)	(82,456)
% Variance vs Previous Year	-1.9%	27.1%	15.0%	2.9%	121.0%	-65.0%	19.4%	-17.0%	-3.0%	5.4%		19.8%	-9.4%	-16.8%		-20.3%

** Excludes Depreciation

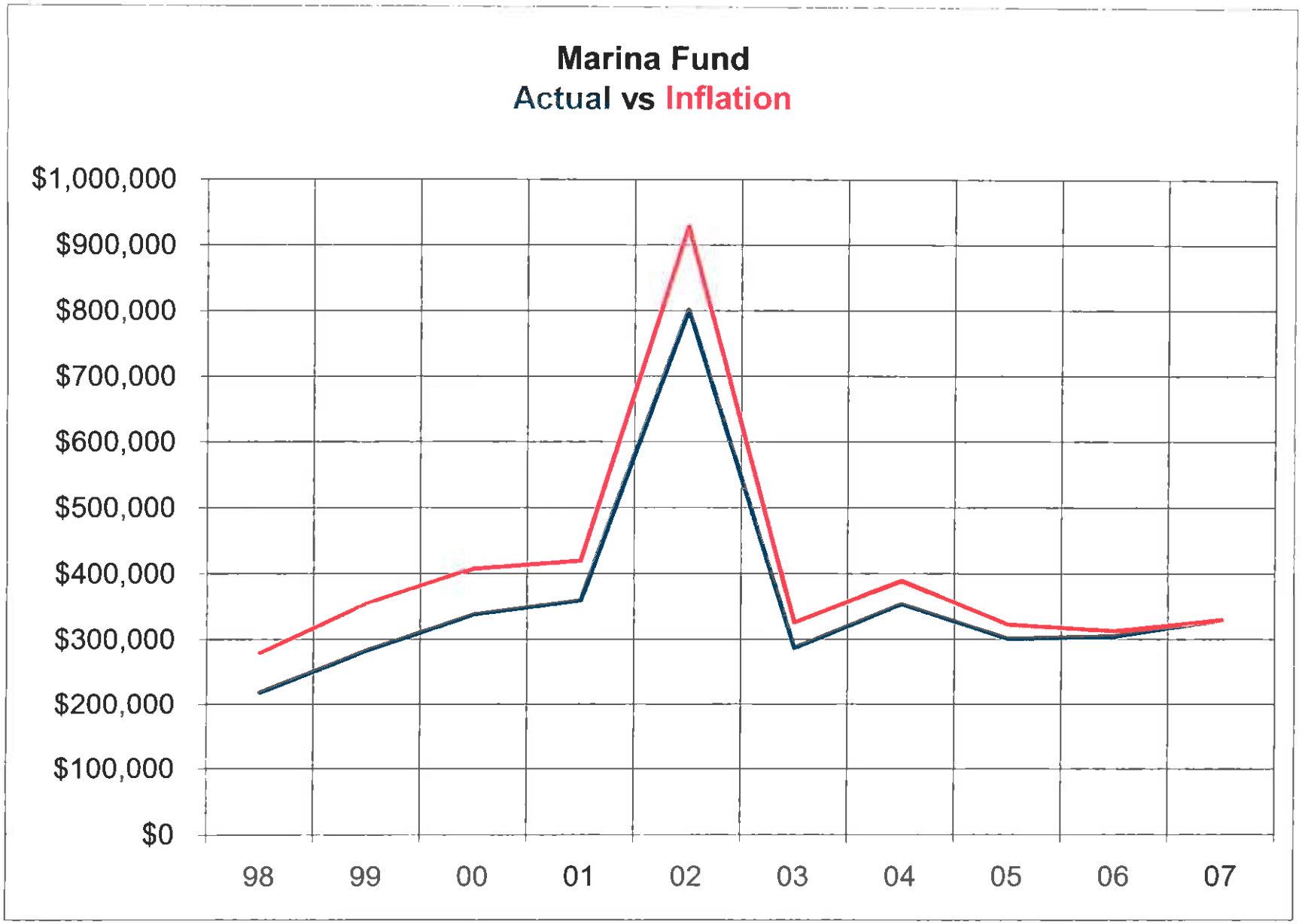
Marina Fund
Actual vs Inflation
$1,000,000
$900,000
$800,000
$700,000
$600,000
$500,000
$400,000
$300,000
$200,000
$100,000
$0
98
99
00
01
02
03
04
05
06
07

This page intentionally left blank.

DEPARTMENTAL FACT SHEET
2008 – 2009 FISCAL YEAR

Existing _X_ New _____

DEPARTMENT & ACTIVITY Municipal Service Center Fund **Account No.** 632-490

I. FUNCTION

Fund the operation and maintenance of the Municipal Service Center building and grounds.

II. REVENUE APPLICABLE TO THIS ACCOUNT:

A.	Land and Building Rental	$ 816,000
B.	Interest	$ 3,752
C.	Fuel Surcharge - Other Revenue	$ 3,671
	Total:	$ 823,423

III. AUTHORIZED POSITIONS:

1	Building Custodian	$ 28,953

IV. PROGRAM STATISTICS Prior Three Fiscal Years:

A 15,000 sft. cold storage warehouse was completed behind the Municipal Service Center to replace several off-site storage buildings demolished in recent years. Project cost is estimated at $690,000.

In August 1993, the City purchased from Wisconsin Central Railroad 6.07 acres land adjacent to the Municipal Service Center. Purchase price was $105,000.00.

Building occupancy occurred December 21, 1992.

CITY OF MARQUETTE
REVENUES AND EXPENDITURES
2008-2009 FISCAL YEAR

ACCOUNT NUMBER	632 MUNICIPAL SERVICE CENTER FUND REVENUES	2004-2005 ACTUAL	2005-2006 ACTUAL	2006-2007 ACTUAL	2007-08 BUDGET	2007-08 YEAR END ESTIMATED	2008-09 DEPT HEAD REQUEST	2008-09 MANAGER RECOMM.	2008-09 COMMISSION APPROVED
632-000-00000-616-0000	FUEL SURCHARGE	3,981	3,966	3,514	2,000	3,500	2,500	2,500	2,500
632-000-00000-665-0000	INTEREST	7,257	6,535	3,752	6,370	6,000	4,680	4,680	4,565
632-000-00000-667-0000	BUILDING RENTAL	702,838	640,080	816,000	734,000	734,000	811,640	811,640	811,640
632-000-00000-673-0000	SALE OF FIXED ASSETS	0	0	157	0	0	0	0	0
632-000-00000-695-0000	OTHER REVENUE	1,046	188	0	0	34,540	0	0	0
	TOTAL	715,122	650,769	823,423	742,370	778,040	818,820	818,820	818,705

ACCOUNT NUMBER	632 MUNICIPAL SERVICE CENTER FUND EXPENDITURES	2004-2005 ACTUAL	2005-2006 ACTUAL	2006-2007 ACTUAL	2007-08 BUDGET	2007-08 YEAR END ESTIMATED	2008-09 DEPT HEAD REQUEST	2008-09 MANAGER RECOMM.	2008-09 COMMISSION APPROVED
632-490-00000-702-0000	SALARIES & WAGES	63,665	57,631	62,469	60,000	60,000	60,000	60,000	60,000
632-490-00000-703-0000	ACCRUED LEAVE RESERVE	2,144	1,991	(1,079)	0	0	0	0	0
632-490-00000-715-0000	LONGEVITY	370	370	370	370	370	370	370	370
632-490-00000-716-0000	SOCIAL SECURITY	4,858	4,367	4,734	4,620	4,590	4,590	4,590	4,590
632-490-00000-717-0000	HEALTH INSURANCE	14,596	15,904	17,276	22,115	18,845	18,675	18,675	18,560
632-490-00000-718-0000	LIFE INSURANCE	82	83	83	95	90	95	95	95
632-490-00000-719-0000	UNEMPLOYMENT INSURANCE	69	70	50	50	145	145	145	145
632-490-00000-720-0000	DISABILITY INSURANCE	0	233	206	205	205	205	205	205
632-490-00000-721-0000	WORKERS COMP INSURANCE	1,112	404	904	950	910	890	890	890
632-490-00000-722-0000	RETIREMENT- MERS	3,452	3,587	3,579	4,780	4,860	4,945	4,945	4,945
632-490-00000-727-0000	OFFICE SUPPLIES	0	0	0	4,500	4,500	4,800	4,800	4,800
632-490-00000-740-0000	OPERATING SUPPLIES	10,914	6,834	8,661	10,000	10,000	10,000	10,000	10,000
632-490-00000-775-0000	REPAIR & MAINT SUPPLIES	15,813	15,144	13,848	18,500	20,000	19,000	19,000	19,000
632-490-00000-801-0000	PROFESSIONAL & CONTRACTUAL	28,131	20,215	26,222	28,120	26,620	28,000	28,000	28,000
632-490-00000-806-0000	ADMINISTRATIVE CHARGES	29,964	29,964	30,084	30,790	30,790	57,110	57,110	57,110
632-490-00000-810-0000	HEALTH & SAFETY	0	0	0	750	750	750	750	750
632-490-00000-850-0000	COMMUNICATIONS	7,669	8,619	10,570	7,800	10,000	10,000	10,000	10,000
632-490-00000-910-0000	PROPERTY INSURANCE	9,175	9,285	9,929	10,425	9,920	10,000	10,000	10,000
632-490-00000-920-0000	POWER	35,659	31,752	36,174	35,000	36,000	36,000	36,000	36,000
632-490-00000-921-0000	NATURAL GAS	32,307	37,212	35,303	46,000	37,000	37,000	37,000	37,000
632-490-00000-922-0000	WATER	7,895	8,003	9,235	9,500	9,500	10,000	10,000	10,000
632-490-00000-923-0000	STORMWATER	3,284	3,503	3,500	3,500	3,500	3,800	3,800	3,800
632-490-00000-940-0000	RENTAL	2,080	1,730	1,960	4,200	6,000	6,000	6,000	6,000
632-490-00000-945-0000	VEHICLE/EQUIPMENT RENTAL	20,444	13,419	21,486	30,000	30,000	30,000	30,000	30,000
632-490-00000-968-0000	DEPRECIATION	216,397	219,501	219,501	220,000	220,000	220,000	220,000	220,000
632-490-00000-972-0000	LAND IMP	0	0	0	0	0	28,500	0	0
632-490-09002-976-0000	CAPITAL OUTLAY-BLDG IMPROVEMENTS	62,072	0	3,947	30,000	156,000	122,500	80,000	80,000
632-490-00000-989-0000	RESERVE FOR DEPRECIATION	(216,397)	(219,501)	(219,501)	(220,000)	(220,000)	(220,000)	(220,000)	(220,000)
632-490-00000-999-0000	TRANSFER OUT-DEBT SERVICE FUND	378,208	381,112	383,412	380,100	380,100	386,445	386,445	386,445
	TOTAL	733,963	651,432	682,923	742,370	860,695	889,820	818,820	818,705

	2004-2005 ACTUAL	2005-2006 ACTUAL	2006-2007 ACTUAL	2007-08 BUDGET	2007-08 YEAR END ESTIMATED	2008-09 DEPT HEAD REQUEST	2008-09 MANAGER RECOMM.	2008-09 COMMISSION APPROVED
SALARIES	65,809	59,622	61,390	60,000	60,000	60,000	60,000	60,000
FRINGES	24,539	25,018	27,202	33,185	30,015	29,915	29,915	29,800
OTHER CHARGES & SERVICE	203,335	185,680	206,972	239,085	234,580	262,460	262,460	262,460
CAPITAL OUTLAY	62,072	0	3,947	30,000	156,000	151,000	80,000	80,000
OTHER EXPENDITURES	0	0	0	0	0	0	0	0
OPERATING TRANSFERS OUT	378,208	381,112	383,412	380,100	380,100	386,445	386,445	386,445
TOTAL	**733,963**	**651,432**	**682,923**	**742,370**	**860,695**	**889,820**	**818,820**	**818,705**

999-Debt: 1998 bonds retire in 2021.

Current Rental charges allocated as follows:
- General Fund DPW @ 14%.
- General Fund Engineering @ 7%.
- Water/Sewer Fund @ 4%.
- Motor Pool @ 75%.

City of Marquette
Municipal Service Center Fund Historical Expenditures**
Stated in Actual Dollars

Dept Name	FY 98 Actual	FY 99 Actual	FY 00 Actual	FY 01 Actual	FY 02 Actual	FY 03 Actual	FY 04 Actual	FY 05 Actual	FY 06 Actual	FY 07 Actual	FY 98 thru FY 07 Average	FY 08 Budget	Variance FY 08 vs Avg	FY 09 Budget	FY 09 vs FY 08	Variance FY 09 vs Avg
Operations	182,315	181,457	198,090	202,797	229,026	281,345	252,872	293,683	270,320	295,564	238,747	332,270	93,523	352,260	19,990	113,513
Capital Outlay	1,776	4,265	23,000	0	2,600	0	25,000	62,072	0	3,947	12,266	30,000	17,734	80,000	50,000	67,734
Debt Service	404,343	380,253	377,919	382,328	377,233	381,360	379,928	378,208	381,112	383,412	382,610	380,100	(2,510)	386,445	6,345	3,835
	588,434	565,975	599,009	585,125	608,859	662,705	657,800	733,963	651,432	682,923	633,623	742,370	108,748	818,705	76,335	185,083
% Variance vs Previous Year	-5.1%	-3.8%	5.8%	-2.3%	4.1%	8.8%	-0.7%	11.6%	-11.2%	4.8%		8.7%	17.2%	10.3%		29.2%

** Excludes Depreciation

City of Marquette
Municipal Service Center Fund Historical Expenditures**
Stated in Year 2007 Dollars

Dept Name	FY 98 Actual	FY 99 Actual	FY 00 Actual	FY 01 Actual	FY 02 Actual	FY 03 Actual	FY 04 Actual	FY 05 Actual	FY 06 Actual	FY 07 Actual	FY 98 thru FY 07 Average	FY 08 Budget	Variance FY 08 vs Avg	FY 09 Budget	FY 09 vs FY 08	Variance FY 09 vs Avg
Operations	233,095	227,531	239,455	237,432	265,309	319,174	277,799	314,671	277,648	295,564	268,768	332,270	63,502	352,260	19,990	83,492
Capital Outlay	2,271	5,348	27,803	0	3,012	0	27,464	66,508	0	3,947	13,635	30,000	16,365	80,000	50,000	66,365
Debt Service	516,964	476,803	456,835	447,624	436,995	432,637	417,380	405,237	391,443	383,412	436,533	380,100	(56,433)	386,445	6,345	(50,088)
	752,329	709,682	724,092	685,056	705,315	751,811	722,644	786,416	669,090	682,923	718,936	742,370	23,434	818,705	76,335	99,769
% Variance vs Previous Year	-6.7%	-5.7%	2.0%	-5.4%	3.0%	6.6%	-3.9%	8.8%	-14.9%	2.1%		8.7%	3.3%	10.3%		13.9%

** Excludes Depreciation

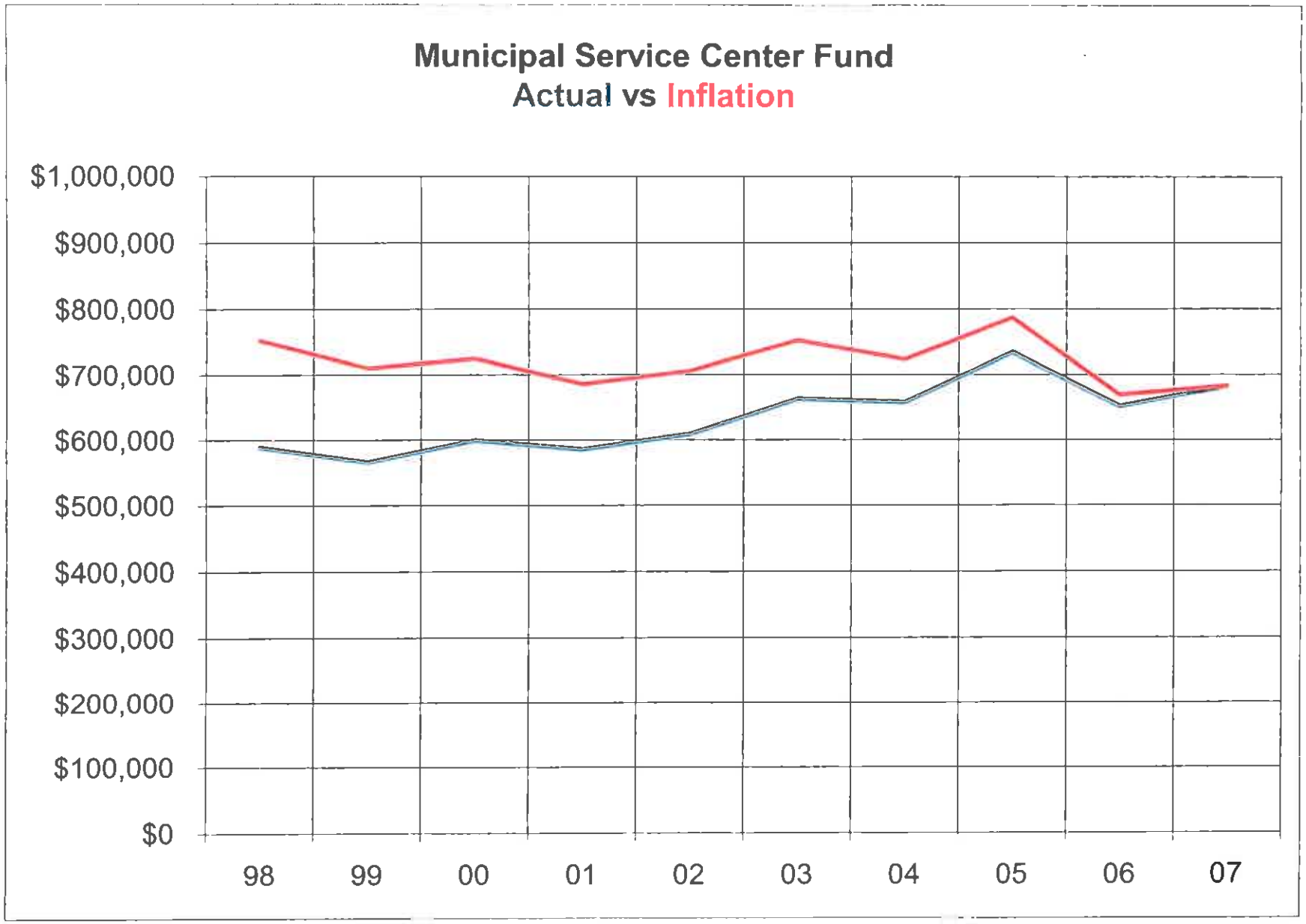
Municipal Service Center Fund
Actual vs Inflation
$1,000,000
$900,000
$800,000
$700,000
$600,000
$500,000
$400,000
$300,000
$200,000
$100,000
$0
98
99
00
01
02
03
04
05
06
07

This page intentionally left blank.

DEPARTMENTAL FACT SHEET
2008 - 2009 FISCAL YEAR

Existing _X_ New _____

DEPARTMENT & ACTIVITY _Motor Vehicle Equipment_ **Account No.** 661-495

I. FUNCTION An internal services department responsible for the specifying, purchase, maintenance and repair of approximately 150 pieces of medium to large equipment and approximately 140 pieces of small equipment, attachments and accessories required by City departments. Motor Pool operations and storage occupy approximately 66,500 square feet or roughly 75% of the Municipal Service Center. The Motor Pool also operates a fuel depot for the City's fleet, Marquette Housing Authority, Marquette Area Public Schools and a number of County owned vehicles.

II. REVENUE APPLICABLE TO THIS ACCOUNT:

A.	Fuel Surcharge	$	10,551
B.	Interest	$	42,795
C.	Rentals to City Departments	$	1,864,276
D.	Sale of Fixed Assets	$	36,044
E.	Reimbursements	$	23,852
F.	Other Revenue	$	3,157
	Total:	$	1,984,455

III. AUTHORIZED POSITIONS:

1	Equip. Maint. Supervisor	$	47,923
3	Mechanic	$	41,122
1	Maint. Mech./Electrician	$	41,122
1	Purchasing & Supply Tech.	$	41,122
2	Apprenticeship Mechanics	$	36,608

IV. PROGRAM STATISTICS Prior Three Fiscal Years:

YEAR	VEHICLES PURCHASED	VEHICLES SOLD
08-09	11 Scheduled	
07-08	11	7
06-07	10	6

GALLONS OF FUEL DISPENSED

YEAR	TOTAL	SCHOOLS, POWELL TWP., AMCAB	CITY DEPTS.
06-07	176,620	63,825	112,755
05-06	183,997	70,222	113,775
04-05	190,994	71,247	119,746

CITY OF MARQUETTE
REVENUES AND EXPENDITURES
2008-2009 FISCAL YEAR

	661 MOTOR VEHICLE EQUIPMENT FUND REVENUES	2004-2005 ACTUAL	2005-2006 ACTUAL	2006-2007 ACTUAL	2007-08 BUDGET	2007-08 YEAR END ESTIMATED	2008-09 DEPT HEAD REQUEST	2008-09 MANAGER RECOMM.	2008-09 COMMISSION APPROVED
661-000-00000-616-0000	FUEL SURCHARGE	6,384	14,884	10,551	6,000	8,000	8,000	8,000	8,000
661-000-00000-626-0000	OTHER-SCRAP METAL	2,044	1,865	3,779	2,500	3,000	3,000	3,000	3,000
661-000-00000-665-0000	INTEREST	24,700	37,939	42,795	28,000	28,000	28,000	28,000	28,000
661-000-00000-667-0000	VEHICLE/EQUIPMENT RENTAL	1,794,408	1,813,899	1,864,276	1,972,400	1,972,000	2,327,430	2,327,430	2,327,430
661-000-00000-673-0000	SALE OF FIXED ASSETS	1,011	14,019	36,044	6,000	6,000	40,000	40,000	40,000
661-000-00000-676-0000	REIMBURSEMENTS	7,076	11,991	23,852	10,000	11,095	6,000	6,000	6,000
661-000-00000-695-0000	OTHER REVENUE	3,020	2,540	3,158	500	2,000	2,000	2,000	2,000
661-000-00000-697-0000	FUND BALANCE	0	0	0	164,040	0	0	0	0
	TOTAL	1,838,643	1,897,137	1,984,455	2,189,440	2,030,095	2,414,430	2,414,430	2,414,430

	661 MOTOR VEHICLE EQUIPMENT FUND EXPENDITURES	2004-2005 ACTUAL	2005-2006 ACTUAL	2006-2007 ACTUAL	2007-08 BUDGET	2007-08 YEAR END ESTIMATED	2008-09 DEPT HEAD REQUEST	2008-09 MANAGER RECOMM.	2008-09 COMMISSION APPROVED
661-495-00000-702-0000	SALARIES & WAGES	326,904	370,844	310,214	343,180	320,000	325,000	325,000	325,000
661-495-00000-703-0000	ACCRUED LEAVE RESERVE	13,254	(45,367)	14,498	0	0	0	0	0
661-495-00000-715-0000	LONGEVITY	2,944	3,402	2,160	2,190	2,055	2,220	2,220	2,220
661-495-00000-716-0000	SOCIAL SECURITY	25,194	28,516	23,849	26,420	24,480	24,865	24,865	24,865
661-495-00000-717-0000	HEALTH INSURANCE	92,537	89,580	78,827	151,080	129,370	136,335	136,335	136,335
661-495-00000-718-0000	LIFE INSURANCE	737	674	607	750	720	750	750	750
661-495-00000-719-0000	UNEMPLOYMENT INSURANCE	840	470	353	405	1,175	1,175	1,175	1,175
661-495-00000-720-0000	DISABILITY INSURANCE	279	1,969	1,586	1,735	1,730	1,765	1,765	1,765
661-495-00000-721-0000	WORKERS COMP INSURANCE	9,784	10,112	8,924	9,015	7,500	8,845	8,845	8,845
661-495-00000-722-0000	RETIREMENT-MERS	40,880	61,170	41,435	51,740	52,935	62,615	62,615	62,615
661-495-00000-727-0000	OFFICE SUPPLIES	1,439	1,639	1,814	0	0	0	0	0
661-495-00000-729-0000	FUEL	170,707	211,026	228,870	240,000	320,000	348,000	348,000	348,000
661-495-00000-740-0000	OPERATING SUPPLIES	9,296	23,059	30,404	29,000	29,000	46,300	46,300	36,500
661-495-00000-775-0000	REPAIR & MAINT SUPPLIES	190,820	225,285	210,203	195,000	195,000	200,000	200,000	200,000
661-495-00000-801-0000	PROFESSIONAL & CONTRACTUAL	3,138	2,456	5,012	5,000	5,000	5,000	5,000	5,000
661-495-00000-806-0000	ADMINISTRATIVE CHARGES	59,400	59,400	61,824	49,570	49,570	82,875	82,875	82,875
661-495-00000-810-0000	HEALTH & SAFETY	0	0	0	1,000	1,000	1,000	1,000	1,000
661-495-00000-850-0000	COMMUNICATIONS	1,044	2,807	3,447	3,500	3,500	3,500	3,500	3,500
661-495-00000-860-0000	TRANSPORTATION	1,151	884	1,401	2,500	2,500	2,500	2,500	2,500
661-495-00000-900-0000	PRINTING & PUBLISHING	359	1,014	1,719	2,500	2,500	2,500	2,500	2,500
661-495-00000-910-0000	PROPERTY INSURANCE	69,764	66,780	67,596	70,975	70,975	72,000	72,000	72,000
661-495-00000-930-0000	REPAIR & MAINTENANCE	40,544	19,845	61,486	50,000	50,000	50,000	50,000	50,000
661-495-00000-943-0000	BLG/OFFICE RENTAL	505,000	480,000	611,000	547,400	547,400	618,300	618,300	618,300
661-495-00000-945-0000	VEHICLE/EQUIPMENT RENTAL	10,337	10,021	11,990	12,000	12,000	12,000	12,000	12,000
661-495-00000-953-0000	LOSS ON SALE OF FIXED ASSETS	4,582	0	0	0	0	0	0	0
661-495-00000-968-0000	DEPRECIATION	559,740	573,996	556,914	575,000	575,000	575,000	575,000	575,000
661-495-00000-977-0000	CAPITAL OUTLAY-EQUIPMENT	0	49,045	37,525	9,000	9,000	220,500	172,500	68,500
661-495-00000-981-0000	CAPITAL OUTLAY-VEHICLES	0	159,886	250,581	248,000	248,000	242,000	212,000	114,000
661-495-00000-982-0000	CAPITAL OUTLAY-HEAVY VEHICLES	320,529	464,867	195,844	270,000	281,305	600,000	140,000	285,000
661-599-00000-989-0000	ALLOWANCE FOR DEPRECIATION	(559,740)	(573,996)	(556,914)	(575,000)	(575,000)	(575,000)	(575,000)	(575,000)
661-599-00000-997-0000	RESERVES	0	0	0	(132,520)	0	(655,615)	(117,615)	(50,815)
	TOTAL	1,901,463	2,299,384	2,263,169	2,189,440	2,366,715	2,414,430	2,414,430	2,414,430

661 MOTOR VEHICLE EQUIPMENT FUND EXPENDITURES	2004-2005 ACTUAL	2005-2006 ACTUAL	2006-2007 ACTUAL	2007-08 BUDGET	2007-08 YEAR END ESTIMATED	2008-09 DEPT HEAD REQUEST	2008-09 MANAGER RECOMM.	2008-09 COMMISSION APPROVED
SALARIES	340,158	325,477	324,712	343,180	320,000	325,000	325,000	325,000
FRINGES	173,195	195,893	157,741	243,335	219,965	238,570	238,570	238,570
OTHER CHARGES & SERVICE	1,062,999	1,104,216	1,296,766	1,208,445	1,288,445	1,443,975	1,443,975	1,434,175
CAPITAL OUTLAY	320,529	673,798	483,950	527,000	538,305	1,062,500	524,500	467,500
OTHER EXPENDITURES	4,582	0	0	(132,520)	0	(655,615)	(117,615)	(50,815)
OPERATING TRANSFERS OUT	0	0	0	0	0	0	0	0
TOTAL	1,901,463	2,299,384	2,263,169	2,189,440	2,366,715	2,414,430	2,414,430	2,414,430

729-Fuel price increase of $1.30/gallon from 1 year ago.
981-FY07 is high due to carryovers from prior year.

City of Marquette
Motor Vehicle Equipment Fund Historical Expenditures**
Stated in Actual Dollars

Dept Name	FY 98 Actual	FY 99 Actual	FY 00 Actual	FY 01 Actual	FY 02 Actual	FY 03 Actual	FY 04 Actual	FY 05 Actual	FY 06 Actual	FY 07 Actual	FY 98 thru FY 07 Average	FY 08 Budget	Variance FY 08 vs Avg	FY 09 Budget	FY 09 vs FY 08	Variance FY 09 vs Avg
Operations	1,307,556	1,288,179	1,381,705	1,420,568	1,465,639	1,555,946	1,528,781	1,580,934	1,625,586	1,779,219	1,493,411	1,514,440	21,029	1,946,930	432,490	453,519
Capital Outlay	392,947	241,154	658,233	264,931	895,402	766,509	680,358	320,529	673,798	483,950	537,781	675,000	137,219	467,500	(207,500)	(70,281)
Debt Service	0	0	0	0	0	0	0	0	0	0	0	0	0	0	0	0
	1,700,503	1,529,333	2,039,938	1,685,499	2,361,041	2,322,455	2,209,139	1,901,463	2,299,384	2,263,169	2,031,192	2,189,440	158,248	2,414,430	224,990	383,238
% Variance vs Previous Year	-16.9%	-10.1%	33.4%	-17.4%	40.1%	-1.6%	-4.9%	-13.9%	20.9%	-1.6%		-3.3%	7.8%	10.3%		18.9%

** Excludes Depreciation

City of Marquette
Motor Vehicle Equipment Fund Historical Expenditures**
Stated in Year 2007 Dollars

Dept Name	FY 98 Actual	FY 99 Actual	FY 00 Actual	FY 01 Actual	FY 02 Actual	FY 03 Actual	FY 04 Actual	FY 05 Actual	FY 06 Actual	FY 07 Actual	FY 98 thru FY 07 Average	FY 08 Budget	Variance FY 08 vs Avg	FY 09 Budget	FY 09 vs FY 08	Variance FY 09 vs Avg
Operations	1,671,746	1,615,262	1,670,228	1,663,182	1,697,828	1,765,156	1,679,483	1,693,916	1,669,651	1,779,219	1,690,567	1,514,440	(176,127)	1,946,930	432,490	256,363
Capital Outlay	502,394	302,386	795,683	310,178	1,037,253	869,573	747,425	343,436	692,063	483,950	608,434	675,000	66,566	467,500	(207,500)	(140,934)
Debt Service	0	0	0	0	0	0	0	0	0	0	0	0	0	0	0	0
	2,174,140	1,917,647	2,465,911	1,973,360	2,735,080	2,634,728	2,426,909	2,037,352	2,361,713	2,263,169	2,299,001	2,189,440	(109,561)	2,414,430	224,990	115,429
% Variance vs Previous Year	-18.3%	-11.8%	28.6%	-20.0%	38.6%	-3.7%	-7.9%	-16.1%	15.9%	-4.2%		-3.3%	-4.8%	10.3%		5.0%

** Excludes Depreciation

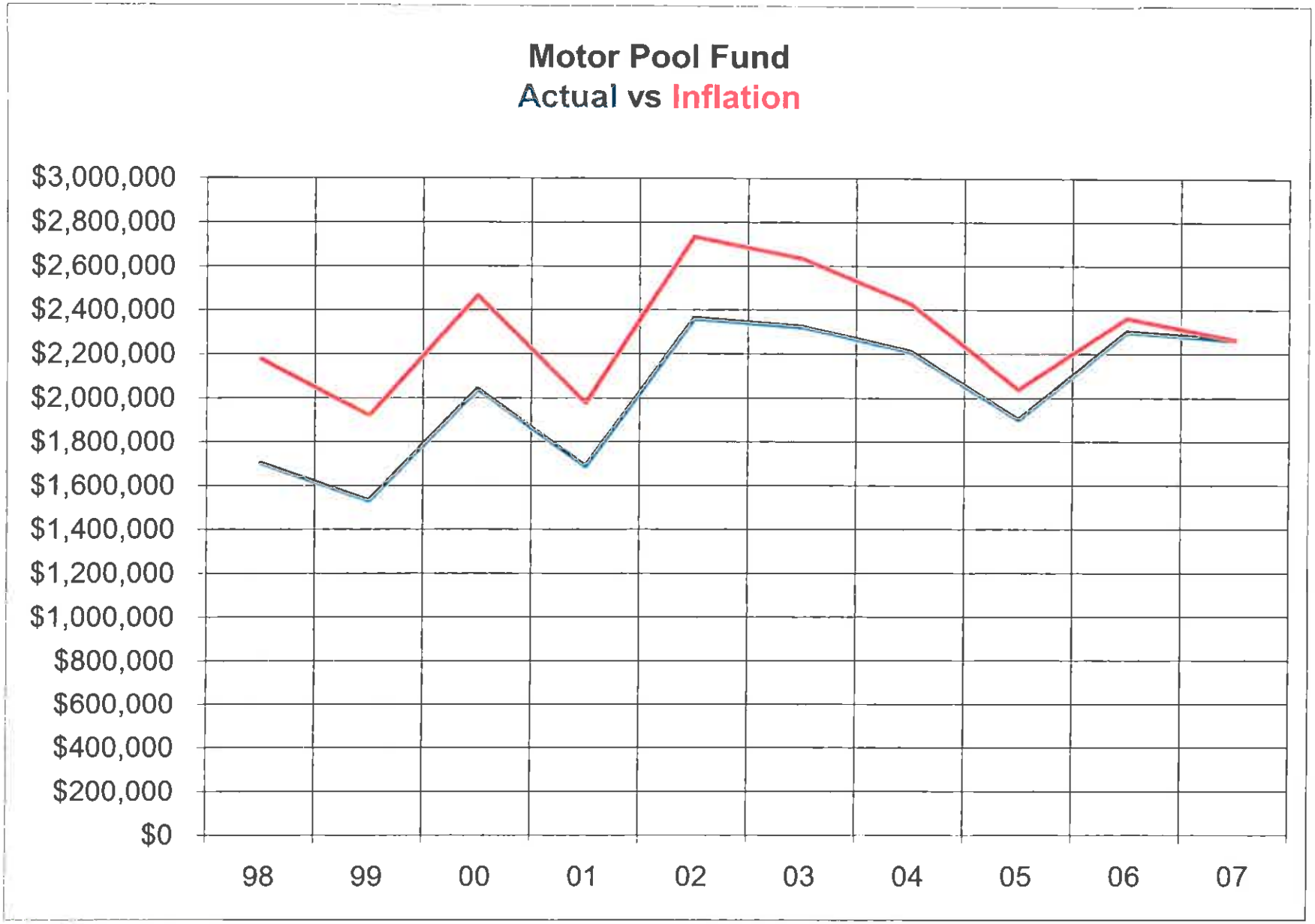
Motor Pool Fund
Actual vs Inflation
$3,000,000
$2,800,000
$2,600,000
$2,400,000
$2,200,000
$2,000,000
$1,800,000
$1,600,000
$1,400,000
$1,200,000
$1,000,000
$800,000
$600,000
$400,000
$200,000
$0
98
99
00
01
02
03
04
05
06
07

This page intentionally left blank.