CITY OF MARQUETTE
2009-2010 Annual Adopted Budget

Table of Contents
INTRODUCTORY SECTION

	Page
Table of Contents	1
Appropriations Act	3
Capital Outlay Construction 2009-10	7
Capital Outlay Equipment 2009-10	8
Summary of Debt Service Schedule	9
Schedule of Leases and Contracts	10
Fee Schedule	11

FINANCIAL SECTION

GENERAL FUND

Millage Rate History	41
General Fund Revenues	42
General Fund Expenditures	59
Central Administration	69
Community Development	92
Public Works	98
Parks and Recreation Administration	105
City Hall	113
Park Cemetery	115
Police Department	117
Fire Department	119
Rental Code Enforcement	123
Engineering	125
Insurance Liability	128
General Fund Debt Service	130
General Fund Appropriation Transfers	132

Table of Contents
Continued

	Page
SPECIAL REVENUE FUNDS	
Major Street Fund	134
Local Street Fund	145
Library Fund	154
MSHDA Rental Fund	159
Criminal Justice Training Fund	162
Senior Services Fund	165
Lakeview Arena Fund	169
DEBT SERVICE FUNDS	
1998 Building Authority Debt Service Fund - Municipal Service Center	175
2007 Street Projects Debt Service Fund	178
2006 High Street SRF2 Debt Service Fund	181
2008 Street Projects Debt Service Fund	184
MDOT Spring Street Debt	187
2009 Street Projects Debt Service Fund	190
Founders Landing Debt	193
Heartwood Forest Land Debt	196
1998 Building Authority Debt Service Fund - Arena	199
Library Improvement Debt Fund	202
1998 Building Authority Debt Service Fund - Library	205
CAPITAL PROJECTS FUNDS	
Construction Fund	208
ENTERPRISE FUNDS	
Stormwater Utility Fund	212
Marquette Area Wastewater Treatment Fund	218
Water Fund	222
Sewer Fund	229
Marina Fund	238
INTERNAL SERVICE FUNDS	
Technology Services Fund	246
Municipal Service Center Fund	250
Motor Vehicle Equipment Fund	256

CITY OF MARQUETTE
GENERAL APPROPRIATIONS ACT
May 11, 2009
For the Fiscal Period Beginning July 1, 2009
and Ending June 30, 2010

WHEREAS, Public Act 621 of 1978 of the State of Michigan and Chapter 8 of the City Charter require City Commission adoption of a Budget Plan for the forthcoming Fiscal Year; and

WHEREAS, a Tentative Budget for Fiscal Year 2009 - 2010 was prepared and submitted by the City Manager to the City Commission on April 14, 2009; and

WHEREAS, the City Commission has reviewed and revised the Tentative Budget through a series of work sessions, special meetings and public hearings, and has caused the formulation of a Proposed Budget; and

WHEREAS, a Public Hearing on the Proposed Budget was duly called, publicized, and held on May 11, 2009;

NOW, THEREFORE, BE IT RESOLVED, that this Commission hereby makes and adopts the following estimates of all revenues and all expenditures of the several funds of the City for the Fiscal Year beginning July 1, 2009, and for the payment of interest and indebtedness to fall due during the year for the following functions and purposes respectively:

GENERAL FUND

Revenues by Source:	
Taxes	$8,752,930
Payment In Lieu of Taxes	2,548,960
State Revenue Sharing	2,080,000
Other	5,772,285
Total Revenues	$19,154,175
Expenditures by Function:	
General Government	$ 2,966,500
Public Safety	5,915,110
Public Works	5,292,125
Recreation & Culture	544,415
Transfers Out	4,436,025
Total Expenditures	$19,154,175

MAJOR STREET AND TRUNKLINE FUND

Revenues:	$ 2,701,030
Expenditures:	$ 2,701,030

LOCAL STREET FUND

Revenues:	$ 3,153,025
Expenditures:	$ 3,153,025

PETER WHITE PUBLIC LIBRARY

Revenues:	$ 1,630,000
Expenditures:	$ 1,630,000

MSHDA DOWNTOWN RENTAL REHAB

Revenues:	$ 172,390
Expenditures:	$ 172,390

CRIMINAL JUSTICE TRAINING FUND

Revenues:	$ 8,150
Expenditures:	$ 8,150

SENIOR SERVICES FUND

Revenues:	$ 448,405
Expenditures:	$ 448,405

1998 BUILDING AUTHORITY DEBT FUND-MSC

Revenues:	$ 382,015
Expenditures:	$ 382,015

FY 2007 STREET PROJECTS DEBT FUND

Revenues:	$ 485,700
Expenditures:	$ 485,700

2006 HIGH STREET DEBT FUND

Revenues:	$ 40,580
Expenditures:	$ 40,580

FY 2008 STREET PROJECTS DEBT FUND

Revenues:	$ 627,160
Expenditures:	$ 627,160

2003 MDOT-SPRING STREET DEBT FUND

Revenues:	$ 82,875
Expenditures:	$ 82,875

FY 2009 STREET PROJECTS DEBT FUND

Revenues:	$ 807,885
Expenditures:	$ 807,885

2003 FOUNDERS LANDING DEBT FUND

Revenues:	$ 304,730
Expenditures:	$ 304,730

2005 FORESTLAND DEBT FUND

Revenues:	$ 560,000
Expenditures:	$ 560,000

1997 LIBRARY IMPROVEMENT DEBT FUND

Revenues:	$ 351,600
Expenditures:	$ 351,600

PROJECT CONSTRUCTION FUND

Revenues:	$ 8,034,000
Expenditures:	$ 8,034,000

STORM WATER UTILITY FUND

Revenues:	$ 2,759,860
Expenditures:	$ 2,759,860

MARQUETTE AREA WASTEWATER TREATMENT FACILITY FUND

Revenues:	$ 2,648,585
Expenditures:	$ 2,648,585

WATER FUND

Revenues:	$ 6,333,630
Expenditures:	$ 6,333,630

SEWER FUND

Revenues:	$ 6,995,155
Expenditures:	$ 6,995,155

MARINA FUND

Revenues:	$ 358,060
Expenditures:	$ 358,060

LAKEVIEW ARENA FUND

Revenues:	$ 1,598,765
Expenditures:	$ 1,598,765

TECHNOLOGY SERVICES FUND

Revenues:	$ 893,160
Expenditures:	$ 893,160

MUNICIPAL SERVICE CENTER FUND

Revenues:	$ 727,895
Expenditures:	$ 727,895

MOTOR VEHICLE EQUIPMENT FUND

Revenues:	$ 2,771,605
Expenditures:	$ 2,771,605

DOWNTOWN DEVELOPMENT AUTHORITY FUND

Revenues:	$ 799,500
Expenditures:	$ 799,500

BE IT FURTHER RESOLVED, that this Commission has estimated the revenue which will be forthcoming during Fiscal Year 2009-10 and has determined the amount necessary to balance the General Fund Budget to be the sum of $8,416,660; and has determined the amount necessary to balance the Peter White Public Library Budget to be the sum of $758,000; and has determined the amount necessary to balance the Senior Services Fund Budget to be the sum of $197,620; and

BE IT FURTHER RESOLVED, that in accordance with the Public Notification provisions of Act 5 of 1982 of the State of Michigan, the sum of $8,416,660 is hereby fixed as the amount to be raised by Real and Personal Taxes for the 2009-10 Fiscal Year for the General Fund (a millage rate of 14.9225 mills); the sum of $347,900 is hereby fixed as the amount to be raised by Real and Personal Taxes for the 2009-10 fiscal year for the 1997 Library Improvement Debt Fund (a millage rate of 0.6400 mills); the sum of $758,000 is hereby fixed as the amount to be raised by Real and Personal Property Taxes for the 2009-10 Fiscal Year for the Peter White Public Library (a millage rate of 1.3698 mills); the sum of $197,620 is hereby fixed as the amount to be raised by Real and Personal Property Taxes for the 2009-10 Fiscal Year for the Senior Services Fund (a millage rate of 0.3500 mills); and the sum of $615,500 is hereby fixed as the amount to be raised from an operational millage for the 2009-10 Fiscal Year for the Downtown Development Authority (a millage of 1.8881 mills); and

BE IT FURTHER RESOLVED that all transfers between appropriations to the various functions may be made only by further action of the Commission, pursuant to the provisions of the Michigan Uniform Accounting and Budgeting Act.

_____

John P. Kivela, Mayor

CITY OF MARQUETTE
2009-10 CAPITAL OUTLAY CONSTRUCTION

		Ref #	Dept Requested 2009-10	Approved 2009-10
GENERAL FUND				
City Hall				
101-265-00000-976-0000	Carpet & Tile Replacement-Community Development	C-1	$9,000	0
101-265-00000-976-0000	Elevator Repair and Upgrade	C-2	20,000	20,000
101-265-00000-976-0000	Fire Alarm System	C-3	100,000	100,000
101-265-00000-976-0000	Gym Window Replacement and Wall Insulation	C-4	75,000	75,000
101-265-00000-976-0000	HVAC Repairs and Component Replacement	C-5	50,000	50,000
	Sub-Total City Hall		$254,000	$245,000
Cemetery				
101-276-74032-972-0000	Eagle Drive Construction	C-6	$50,000	$0
			$50,000	$0
Fire Department				
101-336-00000-976-0000	Fire Station #1-Insulate and Re-Roof North Side	C-7	$14,800	$14,800
	Sub-Total Fire Department		$14,800	$14,800
Public Works Department				
101-441-00000-972-0000	Bulkhead Restoration Study and Repair	C-8	$15,000	$15,000
101-441-00000-976-0000	Restroom Roof Replacement-Picnic Rocks	C-9	13,000	13,000
	Sub-Total Public Works		$28,000	$28,000
Sidewalks				
101-444-09018-972-0000	Sidewalk Replacement-City Wide	C-10	$100,000	$100,000
	Sub-Total Sidewalks		$100,000	$100,000
	Total General Fund		**$446,800**	**$387,800**
STORMWATER FUND				
555-459-09401-972-0000	Drainage Improvements & Rehab-City Wide	C-11	$75,000	$75,000
	Total Stormwater Fund		**$75,000**	**$75,000**
WATER & SEWER FUND				
592-598-09201-973-0000	Water Main Construction	C-12	$75,000	$75,000
592-598-00000-976-0000	Soft Starter for Wilson Street Pump House	C-13	7,500	7,500
592-598-00000-976-0000	Flow Recorder for Wilson Street Pump House	C-14	16,000	16,000
592-598-00000-976-0000	Solids Handling Storage Facility	C-15	35,000	35,000
592-598-09301-985-0000	Sanitary Sewer Televising	C-16	50,000	50,000
592-598-09302-985-0000	Sanitary Sewer Root Control	C-17	25,000	25,000
592-598-09303-985-0000	Sanitary Sewer Point Repairs & Lateral Replacements	C-18	428,000	428,000
592-598-09304-985-0000	Sanitary Sewer Construction-City Wide	C-19	75,000	75,000
592-598-09305-985-0000	Sanitary Sewer Slip Lining	C-20	400,000	400,000
592-598-00000-985-0000	Water/Sewer Improvements-City Wide	C-21	160,000	160,000
	Total Water & Sewer Fund		**$1,271,500**	**$1,271,500**
MULTI-FUND PROJECTS				
459-459-90017	Seventh Street Extension (Washington to Spring)	C-22	$695,000	$695,000
459-459-91029	McClellan Avenue Extension (Fair to Wright)	C-23	428,000	428,000
459-459-08022	Alger Street Reconstruction (Lee to Fourth)	C-24	1,046,000	1,046,000
459-459-08023	Crescent Street Reconstruction (Fourth to Third/High to Spruce)	C-25	1,578,000	1,578,000
459-459-08024	E Ridge Street Reconstruction (Lakeshore to Cedar)	C-26	599,000	599,000
459-459-08025	East Washington Street Reconstruction (Front to Lakeshore)	C-27	564,000	0
459-459-08026	Prospect Street Reconstruction (Pine to Spruce)	C-28	1,352,000	1,352,000
459-459-08102	Garfield Avenue Surface Reconstruction (Jefferson to Sherman)	C-29	117,000	117,000
459-459-08102	Fair Avenue Surface Reconstruction (Lincoln to Norway)	C-30	158,000	158,000
459-459-08102	Adams Street Surface Reconstruction (Mesnard to Hampton)	C-31	301,000	301,000
459-459-08102	Brule Road Surface Reconstruction (Radisson to Joliet)	C-32	521,000	521,000
459-459-09021	Mildred Street Reconstruction (Gray to Kimber)	C-33	384,000	384,000
459-459-09101	SIMP	C-34	855,000	855,000
	Total Multi-Fund Projects		**$8,598,000**	**$8,034,000**
	Grand Total		**$10,391,300**	**$9,768,300**

CITY OF MARQUETTE
2009-10 CAPITAL OUTLAY EQUIPMENT

		Ref #	Dept Requested 2009-10	Approved 2009-10
GENERAL FUND				
Information Systems				
101-228-00000-978-0000	Backup Server	E-1	$7,000	$7,000
101-228-00000-979-0000	Property Management Software	E-2	14,550	14,550
101-228-00000-979-0000	Maintenance Management Software	E-3	20,000	0
Engineering Dept				
101-447-00000-977-0000	(3) Portable Traffic Counters and Software	E-4	6,000	6,000
Arts & Culture Dept				
101-800-00000-977-0000	Track Lighting System	E-5	7,885	7,885
	Total General Fund		**$55,435**	**$35,435**
WASTEWATER TREATMENT PLANT				
590-598-00000-977-0000	FEW Strainer	E-6	$8,500	$8,500
	Total Wastewater Treatment Plant		**$8,500**	**$8,500**
WATER & SEWER FUND				
592-598-00000-977-0000	Peristaltic Pump	E-7	6,500	6,500
592-598-00000-977-0000	On-Site Chlorination Generator	E-8	70,000	70,000
	Total Water & Sewer Fund		**$76,500**	**$76,500**
LAKEVIEW ARENA				
598-870-00000-977-0000	Ice Cream Cooler	E-9	$5,400	$0
	Total Lakeview Arena		**$5,400**	**$0**
MOTOR POOL				
661-495-09008-977-0000	Municipal Tractor (Holder)	E-10	$125,000	$125,000
661-495-00000-977-0000	Trailer Mounted Sewer Rodder	E-11	50,000	50,000
661-495-00000-977-0000	Trailer Mounted Compressor	E-12	25,000	25,000
661-495-00000-981-0000	Debris Box	E-13	35,000	0
661-495-00000-981-0000	(3) Police Patrol Vehicles	E-14	105,000	35,000
661-495-00000-981-0000	4x4 Pickup with plow	E-15	30,000	0
661-495-09012-982-0000	Dual Broom Street Sweeper	E-16	150,000	150,000
661-495-09013-982-0000	Roll Off Rock Box	E-17	50,000	50,000
661-495-00000-982-0000	Front End Loader	E-18	180,000	180,000
661-495-00000-982-0000	Dump Trailer	E-19	75,000	75,000
	Total Motor Pool Fund		**$825,000**	**$690,000**
	Grand Total		**$970,835**	**$810,435**

CITY OF MARQUETTE
DEBT SERVICE SCHEDULE
SUMMARY OF ALL FUNDS

Fiscal Year		1999 Refunding Streets 202	1999 Refunding Streets 203	1998 Municipal Svc Center 351	2007 Street Imp 352	2007 SRF #2 High Street 353	2008 Street Imp 354	2003 MDOT Spring St 355	2009 Capital Imp 356	2003 Founders Landing 360	2005 Forest Land 365	1997 Library Imp 371	1995 Stormwater 555	2007 SRF#2 MAWTF 590	2003 Refunding W/S #1 591	2006 Water Membranes 591	2004 SRF#1 Sewer 592	2004 Refunding Marina 594	TOTAL
2010	P	176,066	18,935	210,000	295,000	29,580	300,000	82,874	430,000	175,000	190,000	250,000	290,000	695,420	410,000	130,000	155,000	70,000	3,907,875
	I	4,182	450	172,013	190,700	11,000	327,158	0	377,882	129,729	254,228	101,600	14,500	259,522	121,815	45,013	59,766	12,513	2,082,071
2011	P			225,000	305,000	30,635	300,000	82,874	440,000	155,000	200,000	260,000		709,365	410,000	135,000	155,000	75,000	3,482,874
	I			162,248	178,700	10,705	318,158	0	369,228	123,823	243,990	91,400		247,914	107,465	39,713	56,472	10,244	1,960,060
2012	P			235,000	320,000	31,050	310,000	82,874	450,000	190,000	210,000	275,000		718,950	430,000	140,000	160,000	75,000	3,627,874
	I			151,560	166,200	10,205	308,408	0	356,028	118,398	233,228	80,700		236,308	92,090	34,213	53,125	7,713	1,848,176
2013	P			245,000	330,000	31,465	325,000	82,874	465,000	190,000	225,000	285,000		728,535	450,000	145,000	165,000	80,000	3,747,874
	I			140,163	153,200	9,700	297,558	0	342,528	111,273	221,809	69,500		224,544	75,965	28,513	49,672	4,900	1,729,325
2014	P			260,000	345,000	32,085	335,000	82,874	480,000	200,000	240,000	295,000		742,915	470,000	150,000	165,000	85,000	3,882,874
	I			128,035	139,700	9,180	286,183	0	326,253	104,148	209,603	57,900		212,592	57,965	22,706	46,166	1,700	1,602,131
2015	P			275,000	360,000	32,705	350,000	82,874	500,000	210,000	250,000	305,000		757,295	485,000	160,000	170,000		3,937,874
	I			115,035	125,600	8,655	273,620	0	307,053	96,398	196,740	45,900		200,401	40,105	16,600	42,606		1,468,713
2016	P			285,000	375,000	33,120	360,000	82,874	520,000	220,000	270,000	320,000		766,880	505,000	165,000	175,000		4,077,874
	I			101,148	110,900	8,120	260,495	0	287,053	87,998	183,090	33,400		188,018	20,705	10,100	38,941		1,329,968
2017	P			300,000	390,000	33,740	375,000	82,874	545,000	230,000	285,000	330,000		781,260		170,000	180,000		3,702,874
	I			86,613	95,600	7,580	242,495	0	263,653	79,198	168,450	20,400		175,436		3,400	35,169		1,177,994
2018	P			320,000	405,000	34,155	395,000	82,874	570,000	235,000	300,000	345,000		790,845			180,000		3,657,874
	I			71,238	79,700	7,025	223,745	0	239,128	69,653	152,948	6,900		162,666			31,344		1,044,347
2019	P			335,000	420,000	34,775	415,000	82,874	600,000	245,000	320,000			805,225			185,000		3,442,874
	I			54,838	63,200	6,465	203,995	0	210,628	59,900	136,358			149,698			27,466		912,548
2020	P			355,000	440,000	35,395	430,000		630,000	260,000	340,000			819,605			190,000		3,500,000
	I			37,669	46,000	5,895	187,395		180,628	49,488	118,538			136,496			23,481		785,590
2021	P			380,000	455,000	36,020	450,000		660,000	270,000	355,000			833,980			195,000		3,635,000
	I			19,475	28,100	5,315	170,195		149,128	38,178	99,773			123,060			19,391		652,615
2022	P				475,000	36,430	470,000		690,000	280,000	375,000			843,570			200,000		3,370,000
	I				9,500	4,725	152,195		116,128	26,163	79,781			109,431			15,194		513,117
2023	P					37,055	480,000		730,000	295,000	395,000			857,945			200,000		2,995,000
	I					4,130	133,395		80,765	13,423	58,414			95,604			10,944		396,675
2024	P					37,675	505,000		765,000		415,000			872,325			205,000		2,800,000
	I					3,520	114,195		42,075		35,936			81,549			6,641		283,916
2025	P					38,295	525,000				440,000			886,705			210,000		2,100,000
	I					2,905	93,490				12,210			67,254			2,231		178,090
2026	P					38,915	550,000							901,085					1,490,000
	I					2,280	71,965							52,726					126,971
2027	P					39,540	570,000							915,460					1,525,000
	I					1,640	49,140							37,969					88,749
2028	P					40,160	600,000							929,840					1,570,000
	I					995	25,200							22,974					49,169
2029	P					40,985								949,015					990,000
	I					335								7,709					8,044
TOTALS	P	176,066	18,935	3,425,000	4,915,000	703,780	8,045,000	828,740	8,475,000	3,155,000	4,810,000	2,665,000	290,000	16,306,220	3,160,000	1,195,000	2,890,000	385,000	61,443,741
	I	4,182	450	1,240,035	1,387,100	120,375	3,738,985	0	3,648,158	1,107,770	2,405,096	507,700	14,500	2,791,871	516,110	200,258	518,609	37,070	18,238,269
		180,248	19,385	4,665,035	6,302,100	824,155	11,783,985	828,740	12,123,158	4,262,770	7,215,096	3,172,700	304,500	19,098,091	3,676,110	1,395,258	3,408,609	422,070	79,682,010
Original Issue Amount		2,232,000	248,000	5,200,000	5,475,000	703,780	8,375,000	1,243,100	8,475,000	3,935,000	5,135,000	4,500,000	2,740,000	16,306,220	5,990,000	1,440,000	3,470,000	1,000,000	76,468,100

CITY OF MARQUETTE
LEASES & CONTRACTS
2008-2009 FISCAL YEAR

Lease #	Lessee	Lease Period	Fee	Billing Period	Expiration
1010	Acorn Renovations 101-441-00000-667-0000	10/02 - 10/17	$50.00	Monthly - 1st	10/1/17
605/605A	American Legion % Jopling 101-441-00000-667-0000	11/75 to ____	$2.00	Annual-Dec	Continual
____	Argonics 101-000-00000-667-0000	07/06 to ___	$100.00	Annual-July	Continual
____	Babycakes 101-000-00000-667-0000	02/09 to ____	$1.00	Annual-Feb.	Continual
____	Buzbro 101-441-00000-667-0000	07/08 to ____	$100.00	Annual-July	Continual
294	Chamber of Commerce 101-441-00000-667-0000	3/59 - 10/31/13	$50.00	Annual-March	10/31/13
_____	Charter Communications Co. 101-441-00000-667-0000	11/96 - 10/06	$100.00	Annual-Nov	10/31/06
555/622	Closner Construction 101-441-00000-667-0000	7/92 to ____	$20.00	Annual-July	Continual
_____	Grade A 1-Stop (David Vernier) 101-441-0000-667-0000	11/96 to ____	$62.50	Annual-Nov	11/1/02
_____	Lower Harbor Properties, LLC 101-441-00000-667-0000	07/07 to _____	$100.00	Annual-July	Continual
557	Lutey, Richard (Peninsula Bank) 101-441-00000-667-0000	11/93 to ____	$500.00	Annual-Nov	Continual
_____	iEconomy 101-000-00000-667-0000	02/06 to ____	$50.00	Annual-	Continual
_____	Mqt Co Accounting Dept 101-000-00000-667-0000	9/91 to ____	$4,320.00 (subject to chg.)	Annual-Aug	Continual
_____	Mqt. Jr. Hockey & Mqt. Figure Skating 598-000-00000-651-0000	9/06 - 3/07	$51,491.20	5 equal pmts.	March 2007
801	Mqt Maritime Museum 101-441-00000-667-0000	10/81 - 10/2080 (99 year lease)	$1.00	Annual-Nov	10/2080
_____	Mqt Public Schools ([Police Liaison) 101-301-00000-675-0000	1/79 to ____	$8,000.00	Annual-July	Continual
1038	North State BMX 101-441-00000-667-0000	9/85 to ____	$1.00	Annual-July	Continual
_____	Pure Gear Esporta Equipment	no charges until lessee's investment is essentially reimbursed by City (est. Nov. 2012)	$3,496.00	Annual-	Continual
_____	The Rover, LLC 101-000-00000-667-0000	01/09 to 12/11	$100.00	Annual-Jan	12/31/2011
1164	Tom Belt 101-000-00000-667-0000	12/09 to12/11	$100.00	Annual-Dec	12/12/2011
_____	United States Coast Guard 101-000-00000-667-0000	3/09 to ____	$1.00	Annual-Oct	Continual
_____	United Way of Marquette County 598-000-00000-667-0000	1/02 to 1/12	$1.00	Annual-Jan	1/1/12
_____	United Way of Marquette County 598-000-00000-667-0000	1/02 to 1/12	$533.31	Quarterly	Adjusted every January
_____	Wells Fargo 101-000-00000-667-0000	02/06 to ___	$50.00	Annually	Continual
_____	YMCA of Marquette County 101-441-00000-667-0000	1/98 to 1/2043	$1.00	Annual-Jan	Continual
_____	Tu Kaluthia, LLC 101-000-00000-667-0000	1/08 to ____	$100.00	Annual-Jan	Continual
_____	WRV LLC (Donckers) 101-000-00000-667-0000	7/08 to ____	$100.00	Annual-July	Continual

City of Marquette

2009 – 2010
Fee Schedule

CITY OF MARQUETTE

2009 - 2010 Fee Schedule
(Adopted)

Table of Contents

	Page
All Departments……	13
Arts & Culture……	14
Assessing Department……	15
Board of Zoning Appeals……	16
Cemetery……	17
City Clerk……	18
City Commission……	19
Engineering Department……	20
Fire Department……	22
Human Resources Department……	23
Technology Services……	24
Lakeview Arena……	25
Marinas……	27
Parks & Recreation……	29
Parking Administration (Treasurer)……	31
Parking Violation Fines……	32
Planning Department……	33
Police Department……	34
Public Works……	35
Treasurer……	37
Wastewater Treatment Plant……	38
Water Treatment Plant……	39

CITY OF MARQUETTE FY 09-10 ADOPTED FEES

DEPARTMENT FEE	July 1, 2009 - June 30, 2010 ADOPTED FEE
ALL DEPARTMENTS	
All general copies	30¢/per page
Freedom of Information Act: If research & copying takes more than ½ hr. of employees time, the dept. will charge the hourly rate of the lowest paid full-time employee capable of fulfilling the request. This is the cost of labor; any copies are extra based upon actual costs of copying .25¢/copy. Minor requests can be answered without charge. Should estimated fees exceed $50, a good faith deposit of one-half of the estimated total fee will be required prior to processing the request.	25¢/per page
Annual Financial Reports (CAFR)	$50.00/copy
ROW License	$100 each
Lease Agreements	Set by City Commission

CITY OF MARQUETTE FY 09-10 ADOPTED FEES

DEPARTMENT FEE	July 1, 2009 - June 30, 2010 ADOPTED FEE
ARTS & CULTURE	
Art Center	
Workshop rooms (4)	$ 20.00 per hour (50 min. hour) $ 60.00 4 hours (½ day) $ 90.00 8 hours (full day) $250.00 8 hours (whole facility)
Class Registration	Based on # of hours class is offered
Community Room	$ 25.00 per hour $ 75.00 (4 hours or 1/2 day) $125.00 (full day 8 hours)
Exhibit/Gallery Space	Monthly fee room rent for exhibit $500.00
Studio Space	$2.50/day, $20.00/month, $45.00/3 mo.
Other revenue from Gallery/Gift Shop	200% mark up on resale items
Art Exhibited in Gallery	35% Commissions
Art & Items sold in Gift Shop	35% Commissions
Copies	$.30 color/ $.10 black&white
Youth Theater Registration Fees	$90.00 City Resident $45.00 Additional Child $110.00 Non - City Resident $55.00 Additional Child
Youth Theater Tickets	
Advanced	$7.00 Child $10.00 Adult
At the Door	$8.00 Child $12.00 Adult

CITY OF MARQUETTE FY 09-10 ADOPTED FEES

DEPARTMENT FEE	July 1, 2009 - June 30, 2010 ADOPTED FEE
ASSESSING DEPARTMENT	
Property Tax Administration Fee	1% of Tax Bill
Copy of Field Card including Apex Sketch (no charge for property owner's record card)	$4.00/each property
Copy of Apex Sketch	$1.00 per page
Copy Charges	.30¢ each
Printed Computer Page / Address Labels	.50¢ each
Charge to Fax Record Card and Apex Sketch	$1.00/page
Property Transfer Affidavit - Est. by State Law (penalty for not filing)	$5.00/day ($200.00 max)

CITY OF MARQUETTE FY 09-10 ADOPTED FEES

DEPARTMENT FEE	July 1, 2009 - June 30, 2010 ADOPTED FEE
BOARD OF ZONING APPEALS	
Variances, Class A Non-conforming etc.	
for 1 & 2 family residential	$258.00
for all others	$309.00
Special Meetings	
- Board of Zoning Appeals	
(add to above and at discretion of BZA)	$515.00
- Planning Commission	
(add to above and at discretion of PC)	$515.00
- City Commission	
(add to above and at discretion of CC)	$515.00
ZONING DEPARTMENT	
Fence Permits	$26.00
Sign Permits	$77.00
Demolition Permit	
- Residential Structures	$206.00/house
- Residential Accessory Structure	$52.00
- Non Residential Structures	$309.00/non-resident
Zoning Compliance Penalties (If the improvement is under Construction)	
- Fence,Deck,Shed	$50.00 + application fee
- Residential Structures	$100.00 + application fee
- Non Residential Structures	$200.00 + application fee
Zoning Compliance Review Fees	
-Commercial Interior Remodeling	See Below
Up to 500 sq. ft.	$52.00
Over 500 sq. ft.	$103.00
-Residential Interior Remodeling	$26.00
-Additions, Alterations or Accessory Structure and Paving 250 sq.ft. or less	$26.00
-Additions, Alterations or Accessory Structure and Paving over 250 sq.ft.	$52.00
-New Single Family or Duplex Dwelling	$77.00
Site Plan Review (includes zoning compliance fee)	
-Commercial, Industrial, Residential with 3 or more units, and Final PUD Site Plan	
Administrative Review	$206.00
Planning Commission Review	$618.00
Revised Site Plans (Developer Initiated)	
Administrative Review	$103.00
Planning Commission Review	$412.00

Fines (Civil Infractions Bureau)	1st	2nd	Subsequent
Chapter 26.16 - Prohibited Accumulation	$50.00	$100.00	Up To $500.00
Chapter 80 - Zoning Ordinance	$50.00	$100.00	Up To $500.00
Chapter 82 - Sign Ordinance	$50.00	$100.00	Up To $500.00
Chapter 86 - Fence Ordinance	$50.00	$100.00	Up To $500.00
International Property Maintenance Code	$50.00	$100.00	Up To $500.00
Civil Infractions	$50.00	$100.00	Up To $500.00
Solid Waste Ordinance Violation	$50.00	$100.00	Up To $500.00
Noxious Weed Ordinance Violation	$50.00	$100.00	Up To $500.00
Tree Ordinance Violation	$50.00	$100.00	Up To $500.00

CITY OF MARQUETTE FY 09-10 ADOPTED FEES

DEPARTMENT FEE	July 1, 2009 - June 30, 2010 ADOPTED FEE
CEMETERY	
Ground Burial	
Cemetery Lot	$500.00
Perpetual Care (At time of sale on new purchase; At time of use on lots not previously assessed)	$500.00
Open/Close Fee:	
Weekdays (7-3 pm)	$750.00
Weekends, Holidays & Weekdays after 3 pm	$1,000.00
Disinterment	$650.00
Reinterment (same grave) (new grave - disinterment/reinterment fees apply)	$300.00
Adult Storage (Residents to be buried elsewhere) 10 day maximum	$100.00
Babyland & Infant Burial	
Cemetery Lot (10 sq.ft.)	$215.00
Perpetual Care	$215.00
Open/Close Fee:	
Weekdays (7-3 pm)	$250.00
Weekends, Holidays & Weekdays after 3 pm	$400.00
Disinterment	$425.00
Reinterment (same grave) (new grave - disinterment/reinterment fees apply)	$150.00
Infant Storage (Residents to be buried elsewhere) 10 day maximum	$100.00
Cremains Burial	
Cremains Lot (16.25 sq.ft.)	$300.00
Perpetual Care	$300.00
Open/Close Fee:	
Weekdays (7-3 pm)	$250.00
Weekends, Holidays & Weekdays after 3 pm	$400.00
Disinterment	$100.00
Reinterment (same grave) (new grave - disinterment/reinterment fees apply)	$100.00
Cremains Storage 30 day maximum	$75.00
Columbarium	
Niche Space (Includes Nameplate)	
Top Row	$800.00
Middle Row	$750.00
Bottom Row	$700.00
Perpetual Care	$200.00
Inurnment (Weekdays 7 am - 3 pm)	$150.00
(Weekends, Holidays, & Weekdays After 3 pm)	$250.00
Miscellaneous	
Lot or Niche Exchange	$75.00
Cemetery Monument Foundations (i.e.: 3 sq.ft. per site)	$65.00/sq.ft.
Funeral Canopy Rental (Incl. set-up & take down @ grave)	$200.00
(Weekends, Holidays, & Weekdays After 3 pm)	$300.00

CITY OF MARQUETTE FY 09-10 ADOPTED FEES

DEPARTMENT FEE	July 1, 2009 - June 30, 2010 ADOPTED FEE
CITY CLERK	
City Code	$77.00
Notary Fee / Non-City Business	$10.00
CD List of all Voters in ASCII Format	$26.00
Dog Licenses (County will determine fee before 1/1/04)	
Female & Male (through May 31)	$12.00
Unsexed (through May 31)	$6.00
Cat Licenses (City determines fee)	
Female & Male (through May 31)	$12.00
Unsexed (through May 31)	$6.00
Off-leash area	Resident $10 Non-Resident $15
Auctioneer	$103/Year $500 Bond
Carnival	$515/Day $1,000 Bond
Each Merry-go-round or other mechanical ride not a part of licensed carnival	$26.00
Circus	$515/Year $1,000 Bond
Hotels & Motels	
0-50 Rooms	$227.00
50-100 Rooms	$283.00
100 + Rooms	$340.00
Lodging House & Rooming House }	$139.00
plus each room }	$11.00
Bed and Breakfast Establishment	
Less than 4 Bedrooms	$57.00
4 or more Bedrooms	$113.00
Junk and Second Hand Dealers (Set by State Law)	$52.00
Massage Establishment	$36.00
Massage Technician	$26.00
Peddlers & Solicitors - Confectionery	
Not using motor vehicles	$36/Year $10/Day
Using Motor Vehicles	$62/Year $21/Day
All other merchandise not using motor vehicles	$62/Year $21/Day
All other merchandise using motor vehicles	$88/Year $31/Day
Taxi Cab Company	$129.00
Each Cab	$31.00
Taxicab Driver License	$26/Year $21 (renewal)
Theater	$129.00 each Building $26.00 each Screen
Video Arcade	
Transient Merchant	$77.00
Farm Produce Vendor	$26.00
Burning Permit	$26.00
Going Out-Of-Business Sale	$103.00

CITY OF MARQUETTE FY 09-10 ADOPTED FEES

DEPARTMENT FEE	July 1, 2009 - June 30, 2010 ADOPTED FEE
CITY COMMISSION FEES	
Mayoral Wedding Service Fee	$50.00
Rental of Conference Room and Chambers rental for non-Gov't related meetings: (fee waived for weddings)	$30.00/hr

CITY OF MARQUETTE FY 09-10 ADOPTED FEES

DEPARTMENT FEE	July 1, 2009 - June 30, 2010 ADOPTED FEE

ENGINEERING DEPARTMENT

Map & Copy Charges

36" Wide Photocopy	$2.25/ft
Photo Copies	.35¢ per copy
Computer Aided Drafting system with Operator:	
Technician:	$45.25/hr
Engineer:	$64.00/hr
(Materials are additional)	

CD & Copy Charges

Diskettes/CD's	$25.00

Specialized Map Creation

Labor Rate	$45.25

Computer Generated Maps/Prints	Ortho Photo Add On	PRINTS Plain Bond Paper
8.5" x 11"	$10.00	$5.50
11" x 17"	$10.00	$7.50
17" x 22"	$10.00	$12.00
24" x 36"	$10.00	$16.00
24" x 40"	$10.00	$22.00
36" x 48"	$10.00	$28.00
36" x 60"	$10.00	$33.00

Individual Data Products	Per Sq. Mile Cost	City Wide Cost
Roads	$100.00	$1,000.00
Road Centerlines	$100.00	$1,000.00
Road ROW	$100.00	$1,000.00
Spot Elevations	$50.00	$500.00
Topography - 2 ft Contours	$50.00	$500.00
Parcels	$200.00	$2,000.00
Building Footprints	$50.00	$500.00
Fire Hydrants	$50.00	$500.00
Water Mains / Valves / Curbstops	$300.00	$3,000.00
Sanitary Mains / Manholes / Cleanouts	$300.00	$3,000.00
Storm Mains / Manholes / Catchbasins	$300.00	$3,000.00
Non Motorized Trails		$100.00
Boundaries - Neighborhoods		$56.65
Boundaries - City		$56.65
Boundaries - Subdivisions		$56.65
Boundaries - Parks		$56.65
Hydrology - Rivers, Lakes, Streams		$56.65
City of Marquette Ortho Image (Mr. SID Compression)		$600.00
City of Marquette Orthophoto Tiles (TIFF)		$56.65Per Tile-Total of 79
All Layers Except Orthophoto Tiles (TIFF)		$5,400.00

Special Services

Contracted Billable Construction-Eng. Administration Fee (where extensive design is not required)	Cost plus 10%
*Special Assessment Fees	Cost plus 10%
Engineering Fee for Special Assessment Projects:	20% of Construction costs

DEPARTMENT FEE	July 1, 2009 - June 30, 2010 ADOPTED FEE

ENGINEERING DEPARTMENT (Continued)

Fixed Special Assessment Costs for development property with existing homes:

Curb & Gutter	$ 16.00/lin ft
Street Paving	$49.00/lin ft
Water Mains	$91.30/in ft
Sewer Mains	$38.27/lin ft
Sidewalk	$ 24.00/lin ft

*(except when a grant is involved in which case the special assessment shall be the unpaid % of the grant not to exceed the above rates).

Connection Fees:	$3,200.00
Water Service	Including 20% for Eng. & Admin.
	$3,100.00
Sanitary Sewer Lateral	Including 20% for Eng. & Admin.

Circumstances in which a property owner is being serviced by a private or backyard system and choose to connect to a City of Marquette installed system fronting the owner's property.

PERMITS	Permit Fee Before Work Begins	After the Fact Permit Fee
Off Street Parking (parking lot permits that need planning & inspecting by Engineering Department	$293.00	$500.00
Street Opening	$58.00	$116.00
Curb Cuts (New/Modified)	$58.00	$116.00
Street/ Sidewalk Obstructions	$58.00	$116.00
House Moving	$140.00	$280.00
Telegraph, telephone poles, wires, etc.	$58.00	$116.00
Gas Main/Gas Service	$58.00	$116.00

CITY OF MARQUETTE FY 09-10 ADOPTED FEES

DEPARTMENT FEE	July 1, 2009 - June 30, 2010 ADOPTED FEE
FIRE DEPARTMENT	
Hose Service Testing	$10.00 per section
Fill Air Tanks (breathing apparatus)	$8.00
Fire Hose Repair	$25.00
Fire Report (each)	$20.00
Non-Resident Vehicle Fire	$175.00/hr.
Foam Replacement on any Incident	$12.00 per gallon
Incident Response Involving Application of Foam	$35.00/gallon
Bonfire Permit	$25.00
Bonfire Standby	$88.00/hr
Charge for Fuel Spills	$180.00 + overtime&materials
Hazardous Spill Clean-up	$273.00 Associated Cleanup Costs
EMS Coverage for Special Events	$45.00
Illegal Burning Response	$180.00 /hr
Extrication/Non-resident	$216.00/hr
Cliff Rescue/Non-resident	$412.00/hr
Watercraft Fire/Non-resident	$273.00/hr
Service Charge for Arson Fire	$283.00/hr. + Overtime Cost
Water Rescue - non resident	$412.00
False alarm--up to 3 False Alarms	no charge
4 or more	$180.00 per response
Rental Unit Registration/License	$35.00
Additional Rental Structures on Contiguous Property	$5.00
Failure to Register	$150.00
1st Offense/Rental Code	$150.00
2nd Offense/Rental Code	$250.00 (Civil or Criminal)
3rd Offense/Rental Code	$500.00 (Criminal)

NOTE: All Responses Based on Hourly Rate will be Billed in 15-Minute Increments with a Minimum Charge of 15 Minutes Per Response

Rental Compliance Inspection Fees	$57.00 per hour per PA 408 statute

CITY OF MARQUETTE FY 09-10 ADOPTED FEES

DEPARTMENT FEE	July 1, 2009 - June 30, 2010 ADOPTED FEE
HUMAN RESOURCES DEPARTMENT	
102% COBRA Continuees Charge	102% of Insurance selected by COBRA Participants
150% COBRA Disabled continuees Charge for Disability Extension	150% of Insurance selected by COBRA participants

CITY OF MARQUETTE FY 09-10 ADOPTED FEES

DEPARTMENT FEE	July 1, 2009 - June 30, 2010 ADOPTED FEE
TECHNOLOGY SERVICES	
Technicians Time (per hr.)	$45.25
Diskettes/CD's	$25.00
On-Line Record Card	$2.00

CITY OF MARQUETTE FY 09-10 ADOPTED FEES

DEPARTMENT FEE	July 1, 2009 - June 30, 2010 ADOPTED FEE
LAKEVIEW ARENA	
Ice Rental	
Prime Time (3:00 pm to 11:00 pm) Monday - Friday	$150.00/Hour
Non-Prime Time (7:00 am to 3:00 pm) Monday - Friday	$100.00/Hour (Fall)
Late night Ice (11:00 pm to 7:00 am) Sunday - Saturday	$75.00/Hour
Weekend Ice (7:00 am to 11:00 pm) Saturday - Sunday	$150.00 (July 1)
Youth Organizational Rate	
Jr. Hockey-Contract	N/A
	N/A
Exceeding Contract	N/A
Figure Skating-Contract	N/A
	N/A
Exceeding Contract	N/A
Summer Ice Contract	N/A
Exceeding Contract	N/A
High School Practice	$150/Hour (July 1)
Summer Ice	$200/hour if available
High School Games	$250/Hour
Tournament Ice	$150/Hour
Public Skating	$2.00 Youth
	$3.00 Adult
Drop In Hockey	$4.00
Russel Arena	
Commercial	$1,265.00/day
Non-Commercial	$1,100/day
Wedding	$545.00/day
Security Deposit	$200.00
Olson Arena	
Commercial	$795.00/day
Non-Commercial	$685.00/day
Wedding	$545.00/day
Security Deposit	$200.00
Staging and Stairs	$12.00/section/event
Tables	$ 8.00/event
	$ 4.00/event - User set up
Linens	$ 5.00/table
Chairs	$ 4.00/chair
	$ 1.50/event - User set up
Booth	$ 40.00/event
Electric Panel	$0.00
Electric Panel Security Deposit	$100.00/panel
Pop	$ 1.00/can
Pitchers	$0.00
	$ 5.00 for lost or stolen pitcher
Off ice area setup/take down	$25.00
Off site rentals	$ 8.00/1st day
Tables	N/A
Staging	$12.00/section per event
Refundable table cleaning deposit	$100.00/event
Chairs	$ 2.00/day
Staging off Site	$ 10.00/section/day
Booth uprights (avg 10 ft sec)	$ .50/foot/day (avg 10 ft sec)
Electric Panel	$ 50.00/day/each
Electric Panel Security Deposit	$100.00/panel

CITY OF MARQUETTE FY 09-10 ADOPTED FEES

DEPARTMENT FEE	July 1, 2009 - June 30, 2010 ADOPTED FEE
LAKEVIEW ARENA (Continued)	
Reimbursements	
Service Personnel	
Ticket Sellers/Takers	$ 8.25/hour
Door Guards	$ 10.50/hour
Police Officers	$ 13-$18.00/hour
Overtime	$ 21-$29.00/hour
plus fringe	50% of hourly wage
Electrician	$ 24.00/hour
EMS	Contractual rate
Equipment/Operator:	$29.00/hour/2 hour minimum
Genie Boom	$61.00/hour (eqt only)
Forklift and Operator	$33.00/hour
Room Rental	
Conference Rooms East & West	$ 30.00/hour
Security Depost for Non-NMPSA Members	$200.00
Citizens Forum/Northern Michigan Public Service Academy	$ 30.00/hour 2-4 hours
Meeting Room	$25.00/hour 4-8 hours
Food Service	
Concessions	
Full Day Food Service	$10.00/Person; $200.00 min.
Luncheon	$6.00/person
Beverages	$1.00/can
Skates	$3.00/pair
Advertising	
Dasher Board Space (avg size 12 sq ft)	$ 15.00/sq ft (avg size 12 sq ft)
Locker Room Doors	$100.00/door
Arena Parking	$3.00/car

CITY OF MARQUETTE FY 09-10 ADOPTED FEES

DEPARTMENT FEE	July 1, 2009 - June 30, 2010 ADOPTED FEE

MARINAS

PRESQUE ISLE MARINA AND CINDER POND MARINA- (Rates based on boat length)
TRANSIENT BOATER FEES - (Rates based on boat length)
Per Waterways Commission Approved State Wide -

	RATE / FOOT	SLIP RATE
Under 25'	FLAT RATE .76/ft	$23.00
25'	.76/ft	$25.00
26'	.79/ft	$26.00
27'	.79/ft	$27.00
28'	.79/ft	$28.00
29'	.79/ft	$29.00
30'	.81/ft	$30.00
31'	.81/ft	$31.00
32'	.81/ft	$32.00
33'	.81/ft	$33.00
34'	.81/ft	$34.00
35'	.83/ft	$35.00
36'	.83/ft	$36.00
37'	.83/ft	$37.00
38'	.83/ft	$39.00
39'	.83/ft	$40.00
40'	.87/ft	$42.00
41'	.87/ft	$43.00
42'	.87/ft	$44.00
43'	.87/ft	$45.00
44'	.87/ft	$46.00
45'	.90/ft	$47.00
46'	.90/ft	$48.00
47'	.90/ft	$49.00
48'	.90/ft	$50.00
49'	.90/ft	$51.00
50'	1.01/ft	$59.00
51'	1.01/ft	$60.00
52'	1.01/ft	$61.00
53'	1.01/ft	$62.00
54'	1.01/ft	$63.00
55'	1.04/ft	$66.00
56'	1.04/ft	$68.00
57'	1.04/ft	$69.00
58'	1.04/ft	$70.00
59'	1.04/ft	$71.00
60' & Over	(per foot) 1.36/ft	$86.00

All fees are rounded to the nearest $.25

Internet Fee	
Annual Slip Rental Charge	$25.00
Transient Slip Rental	$0.00

Sewage Pump Out Rate	
(No charge for slip renters)	
Both Marinas	$5.00

CITY OF MARQUETTE FY 09-10 ADOPTED FEES

DEPARTMENT FEE	July 1, 2009 - June 30, 2010 ADOPTED FEE
MARINAS (Continued)	
PRESQUE ISLE MARINA AND CINDER POND MARINA- (Rates based on boat length)	
TRANSIENT BOATER FEES - (Rates based on boat length)	
Per Waterways Commission Approved State Wide -	
Seasonal Moorage Rates	
Presque Isle Marina (each category includes 1 transient)	
24 ft. slip (38)	$814.00
32 ft. slip (36)	$1,014.75
42 ft. slip (14)	$1,377.75
60 ft. slip (9)	$2,396.50
Total 97 slips	
Cinder Pond Marina (3 transient 24' class, 4 in the 30' class & 3 in the 38' class)	
24 ft. slip (38)	$837.75
30 ft. slip (49)	$1,044.50
38 ft. slip (14)	$1,322.00
Total 101 slips	
Launch Ramp Fees for Presque Isle & Cinder Pond Marina	
Seasonal Pass	$47.25
Pass Replacement Fee	$10.00
Second Car Pass	$10.00
Daily Launch Fees - Presque Isle	$5.00
Cinder Pond	$5.00
Winter Boat Storage Rates--Mattson Park only	
Resident/non-resident--per foot	.75¢/ sq. ft
Bulkhead Rate	
All vessels - per day	50% of transient rate if not using H2O or Electric 75% of transient rate if using H2O and/or Electric
Waiting List Fee(NEW)	$25.00
Civil Infraction	
Launch Fee Violation	$20.00

CITY OF MARQUETTE FY 09-10 ADOPTED FEES

DEPARTMENT FEE	July 1, 2009 - June 30, 2010 ADOPTED FEE	
PARKS & RECREATION		
Recreation Fees		
	Resident	Non-Resident
Tennis		
Daily per court	$15.00	$30.00
Tourist Park		
Picnic Site (per site 1, 2, & 3)	$100.00	
Permit Fee	$0.00	
Security Deposit	$100.00	
Food Vendor set up	$100.00	
(Note: may only occur Thursday prior to start of Hiawatha Music Festival between 4-8 pm)		
Park Facilites and Miscellaneous Fees		
Bandshell		
	Commercial	$70.00/hr (2 hr min)
Permit Fee	Non-Commercial	$50.00/hr (2 hr min)
(NOTE: Fees double for Non-Residents)	$0.00	
Presque Isle Park Pavilion		
Permit Fee	$ 75.00/hr	
Security Deposit	$200.00	
Senior Pavilion	$20.00hr	
Old Island Store Shelter		
Daily Rental		
Permit Fee	$20.00/day	
Security Deposit	$0.00	
	$50.00	
Change of Reservation	$20.00 per change	

If reservation is cancelled 10 days or more ahead of schedule date, a full refund will be made to the renter less $10.0

If reservation is cancelled between 2 and 9 days ahead of scheduled date,
a 50% refund will be made to the renter

If reservation is cancelled within 48 hours of the scheduled date,
there will be no refund

Miscellaneous Fees		
Trailer Storage Charge		
Electrical Inspections	$150.00/day per unit	
(Mattson Park)		
	$150.00 per inspection	
Youth Activities (Baseball / Soccer)		
Youth Team Fee	$55.00/team	
High School Team Fee	$110.00/team	
Adult Activities		
Slow Pitch Softball - Women & Men	$300.00/team	
Fast Pitch Softball - Women & Men	$300.00/team	
Tournament Charges	Resident	Non-Resident
Per Day Per Diamond	$ 80.00	$160.00
Security Deposit	$110.00	$110.00
Short season team fee (less than 10 weeks)	$22.00/team per week	
Volleyball - Men & Women	$175.00/team	
Cross Country Skiing	$0.00	
Campground	DAY	WEEK
Site with Electricity	$27.00	No Weekly
Site with full hook-up	$32.00	No Weekly
Tent Site only	$18.00	No Weekly

CITY OF MARQUETTE FY 09-10 ADOPTED FEES

DEPARTMENT FEE	July 1, 2009 - June 30, 2010 ADOPTED FEE	
PARKS & RECREATION (Continued)		
Campground Reservation Fee	$5.00	
Wood, ice, showers, dump station, pop	Per posted rate	
Community Center NOTE: Fees Double For Non-Residents		
Meeting Rooms: + $50 Maintenance Deposit Fee		
Commercial Groups (Weekdays)	$20/hr	$60/4 hrs
(Weekends)	$40/hr	$120/4hrs
Non-Commercial Groups (Weekdays)	$14/hr	$42/ 4hrs
(Weekends)	$28/hr	$84/4hrs.
Parks & Recreation - Page 3		
Community Center Continued		
Bridge Group		
	$1.00	$1.00
Gymnasium	Per person / Per day	
Commercial Groups (Weekdays)	$35.00/hr	
(Weekends)	$70.00/hr	
Non-Commercial Groups (Weekdays)	$25.00/hr	
(Weekends)	$50.00/hr	
Youth Group Rate (Weekdays)	$20.00/hr	
(72.5% of Adult Rate) (Weekends)	$35.00/hr	
Gazebo	$35.00/hr (2 hr min)	
Permit Fee	$0.00	
Security Deposit	$50.00	
City Park Exclusive Use $250.00 deposit required with application	$747.00 1st day $644.00 2nd day $566.00 3rd day $515.00 4th day $489.00 5th day + all succeeding days	
City Park Exclusive Use Reduced Fee (up to 4 hrs or up to 50 people)	$258.00	
City Park Non-Exclusive Use Use must not dominate park as determined by the Director of Parks & Recreation and must allow for continued public use of all park facilities. Group or organization must be located within City limits.	No fee. $250.00 security deposit requirec for clean up and/or City services. Parks & Recreation Director will have discretion to assess or return security deposit.	

CITY OF MARQUETTE FY 09-10 ADOPTED FEES

DEPARTMENT FEE	July 1, 2009 - June 30, 2010 ADOPTED FEE
PARKING ADMINISTRATION FEES (Treasurer)	
ESCALATING FEES	
Meter violations after 14 days	Add $3.00
REVENUE AMOUNTS ARE INCLUDED IN THE PARKING VIOLATIONS TOTALS	
RESTRICTED VIOLATIONS (other than Handicapped) after 14 days	Add $5.00
HANDICAPPED Violations after 14 days	Add $25.00
REVENUE AMOUNTS ARE INCLUDED IN THE PARKING VIOLATIONS TOTALS	
NOTICE FEES	
Late Notice Fees	$1.00 per ticket
Transfer Fees to District Court (City receives 33% of fee amount)	$50.00
VOID FEES	
Failure to display a Handicapped Parking Permit &/or having Expired Permit	$5.00
REVENUE AMOUNTS ARE INCLUDED IN THE PARKING VIOLATIONS TOTALS	
METER FEES	
Hourly Fee	.25¢

PARKING RENTAL: Under DDA Administration

PARKING RAMP: Under DDA Administration

CITY OF MARQUETTE FY 09-10 ADOPTED FEES

DEPARTMENT FEE	July 1, 2009 - June 30, 2010 ADOPTED FEE
PARKING VIOLATION FINES	
Please refer to Ordinance # 333 for complete description of violation.	
VIOLATION NUMBER	
(1) $ 10.00 Failure to park with wheels parallel to roadway & 12" of curb.	$10.00
(2) $ 10.00 Failure to park with wheels adjacent to & within 12" of left hand curb or properly signed one-way street.	$10.00
(3) $ 10.00 Stopping, standing, or parking vehicle other than at angle to curb or edge of roadway indicated by signs.	$10.00
(4) $ 10.00 Leaving vehicle unattended without setting brakes or stopping motor and when standing upon grade without turning front wheels of vehicle to curb or side of highway.	$10.00
(5) $ 10.00 Parking on street as to leave insufficient width of roadway for free movement of traffic.	$10.00
(6) $ 10.00 Parking without permission of owner of any public or private property. Or $10.00 each day that infraction continues for a period in excess of 24 hours	$10.00
(7) $ 10.00 Parking on a sidewalk or crosswalk.	$10.00
(8) $ 10.00 Parking within 2 feet of a public or private driveway.	$10.00
(9) $ 10.00 Parking within 15 feet of a fire hydrant.	$10.00
(10) $ 10.00 Parking within 20 ft of a crosswalk or 15 ft of intersection of property lines at ntersection of streets.	$10.00
(11) $ 10.00 Parking within 30 feet upon approach to flashing beacon, stop sign, or traffic control signal.	$10.00
(12) $ 10.00 Parking within 50' of nearest rail of railroad crossing.	$10.00
(13) $ 10.00 Parking within 20' of driveway entrance to fire station & on side of a street opposite fire station.	$10.00
(14) $ 10.00 Parking alongside or opposite any st excavation or obstruction when stopping, standing, or parking.	$10.00
(15) $ 10.00 Parking on highway side of any vehicle stopped or parked at edge or curb of a street.	$10.00
(16) $ 10.00 Parking upon any bridge or other elevated structure upon a street or highway.	$10.00
(17) $ 10.00 Parking within 200' of an accident at which police officers are in attendance.	$10.00
(18) $ 10.00 Parking in front of any theater.	$10.00
(19) $ 10.00 Parking any place or any manner to block exit or exits conspicuously marked as such, of buildings.	$10.00
(20) $ 10.00 Parking so as to block or hamper immediate use of & immediate egress from any fire escape.	$10.00
(21) $ 50.00 Stopping, standing, or parking a vehicle in violation of any parking restrictions duly posted by sign. Second offense $50.00.	$50.00
(22) $ 10.00 The parking of a vehicle in a public alley, except when authorized by law.	$10.00
(23) $ 15.00 The stopping, standing, or parking of a vehicle in an unloading, delivery or pick-up zone.	$15.00
(24) $ 10.00 Stopping, standing, or parking of buses or taxi cabs only when permitted by law.	$10.00
(25) $ 10.00 Parking of a vehicle other than a bus or taxi cab in area officially designated a bus stop or taxi stand.	$10.00
(26) $ 10.00 Parking a vehicle upon or across a line or mark designated a parking space.	$10.00
(27) $ 10.00 Depositing in a parking meter a coin for extending parking time which has been established for the parking space adjacent to parking meter	$10.00
(28) $ 50.00 Parking on a public street or alley, 1:00 a.m. to 6:00 a.m., in violation of winter parking ban.	$50.00
(29) $ 5.00 Fail to Display Handicapped Permit.	$5.00
(30) $ 50.00 Parked on City Right of Way.	$50.00
(31) $100.00 Parking in designated Handicapped space without approved Handicapped Certificate or Registration.	$100.00
(32) $ 5.00 Expired parking meter.	$5.00

CITY OF MARQUETTE FY 09-10 ADOPTED FEES

DEPARTMENT FEE	July 1, 2009 - June 30, 2010 ADOPTED FEE
PLANNING DEPARTMENT	
Rezoning	$309.00
Street Vacations	$309.00
Home Office Permits	$52.00
Conditional Use Permits (includes site plan review and zoning compliance)	
1 or 2 family residential units	$258.00
Group Day Care and all others	$309.00
Planned Unit Developments	
0-10 Acres	$1,030.00
10-20 Acres	$1,339.00
20-40 Acres	$1,751.00
40 Plus Acres	$2,163.00
Revised PUD (Developer Initiated)	$1,030.00
Site Condominium Review	$1,030.00
Revised (Developer Initiated)	$412.00
Land Division/Lot Splits	
Platted	$100.00
Non-platted	
Plats/Subdivision	
Preliminary	$1,030.00
Final	$1,030.00
Revised	$412.00

*Plus actual utility costs prorated or as may be determined based upon creation of taxable value by the City Commission

CITY OF MARQUETTE FY 09-10 ADOPTED FEES

DEPARTMENT FEE	July 1, 2009 - June 30, 2010 ADOPTED FEE
POLICE DEPARTMENT	
	Resident/Non-Resident
Accident Reports/Incident Reports	$10.00
Additional pages at 25 cents each	
Color Copies of Photos 8 1/2 x 11	$4.00
FCC or Log Sheet Entries	$5.00
Collection Fee for Bad Checks	$37.00
Preliminary Breath Tests	$3.00
Notary	$6.00
Animal Traps & One (1) Disposal	$11.00
Applicant Fingerprint Cards	$11.00
Bike Licenses	$2.00
Clearance Letter	$10.00
24 Hour Liquor License	$103.00
Liquor License Inspection	$52.00
Video Tape/CD Copies	$50.00

Civil Infractions	1st Offense	2nd Offense	Up To
Littering	$50.00	$100.00	$500.00
Barking Dog	$60.00	$100.00	$150.00
Dog/Cat at Large	$60.00	$100.00	$150.00
Dog/Cat Unlicensed	$35.00 without license tag $20.00 if buying license tag Structured fee if bite or destruction occurs		
Possession of Fireworks	$50.00-$150.00		

	1st Offense	2nd Offense	3rd Offense
Loud Noise	$75.00	$125.00	Misd. - 96th District Court $100.00
MIP - Tobacco	$50.00	$75.00	
Skateboard on Roadway/Sidewalk	$50.00	$75.00	

False Police Alarm:	$0.00
Up to 3 False Alarms	$100.00
4 and Over	$50.00/$75.00
Open Intoxicants	$50.00/$75.00
Urinate in Public	$50.00/$75.00
No Helmet on Moped	

CITY OF MARQUETTE FY 09-10 ADOPTED FEES

DEPARTMENT FEE	July 1, 2009 - June 30, 2010 ADOPTED FEE
PUBLIC WORKS	
Solid Waste Fee - City Residents Only (Rate set by contract + debt & yardwaste handling)	
Residential Units (5 Units or less) Semi-annual collection of curbside brush included with garbage collection contract	$12.75
Landfill surcharge for bond payments - Residential collection service contract customers	$.15/Month
Landfill surcharge for bond payments applied to all waste hauled to landfill from within the City except that collected under Solid Waste Services Contract	$4.00/Ton
Installation of Water Tap & Service Line:	
Tap only (when Contractor excavates)	
1" or smaller	$950.00 or Actual Cost
1 1/2" or larger	Actual cost ($1,000.00 min.) Including 20% for Eng & Admin.
Tap & Service Line when City does excavating (does not include private service lines in right-of-way)	
1" or smaller	$3,600.00 or Actual Cost
1 1/2" or larger	Actual cost ($3,800.00 min.) Including 20% for Eng & Admin.
Installation of Sanitary or Storm Sewer Service Line:	
Lateral - when Contractor excavates:	
4"	$700.00 or Actual Cost
6" or larger	Actual cost ($900.00 min.) Including 20% for Eng & Admin.
Lateral - when City excavates	
4"	$3,250 or Actual Cost
6" or larger	Actual cost ($3,400.00 min.) Including 20% for Eng & Admin.
Permit only for Storm Sewer system Taps (Permit Fee before work begins)	$135.00
(After the Fact Permit Fee for Storm Sewer) Storm Sewer Tap) (Contractor does all construction)	$200.00
Installation of Water and Sewer laterals at one location	
1" water & 4" sewer	$4,200 or Actual Cost
1" water & 6" sewer (only one excavation required)	Actual Cost ($4,400 min)
Surface Restoration Costs:	
Asphalt Pavement Replacement	$80.00/sq. yd. ($400.00 min.)
Curb Crossing	$1,200.00
Sidewalk Crossing	$1,200.00
Lawn Repair	$150.00

CITY OF MARQUETTE FY 09-10 ADOPTED FEES

DEPARTMENT FEE	July 1, 2009 - June 30, 2010 ADOPTED FEE
PUBLIC WORKS (Continued)	
Service Line Thawing:	
Between corporation & curb stop	
First time	No Charge
Additional Time	$125.00
Curbstop to Meter	
Normal working hours	250.00/Hour
Overtime	Actual cost ($300.00 min)
Water Service Shut-off or Turn on (each occurrence):	
Service Rate - April 1 through January 15	
Turn curbstop or lock meter valve (only where curbstop not available)	$50.00
Winter Rate - January 16 through March 31	
Turn Curbstop (plus actual cost of snow removal by machine)	$100.00
Overtime service call (all water/sewer overtime calls other than thawing)	Actual cost ($150.00 min.)
Lawn Meter Installation	$450.00
Establish water/sewer/GTF/Stormwater Account	$25.00
Name chg. only water/sewer/GTF/Stormwater Acct.	$10.00
Door Hanger Shut-Off Notice	$20.00
Non-Community Event Street Closures (private, i.e. street parties)	$250.00
Code enforcement mowing	Actual cost ($150.00 min)
MOTOR POOL	
Mechanics Labor	$90.00

Note: Water, Sewer & Stormwater Rates set by Ordinance.

PUBLIC WORKS - PARKS MAINTENANCE	PUBLIC WORKS - PARKS MAINTENANCE
Park Bench Installation	Park Bench Installation $1,200.00

CITY OF MARQUETTE FY 09-10 ADOPTED FEES

DEPARTMENT FEE	July 1, 2009 - June 30, 2010 ADOPTED FEE
TREASURER	
Returned Check Charge	$30.00
Accounts receivable late charge (over 30 days)	1% per month on unpaid balance
Single Lot Special Assessment Admin. Fee	$65.00
Delinquent Taxes - Service of Seizure Notice	$65.00
Landfill Authorization Fee	$65.00
Tax Collections - MAISD	1% of taxes collected
Board of Light & Power Customer Electric Bill Collections	25 cents /bill
Small Claims Court filings	$75.00

CITY OF MARQUETTE FY 09-10 ADOPTED FEES

DEPARTMENT FEE	July 1, 2009 - June 30, 2010 ADOPTED FEE
WASTEWATER TREATMENT PLANT	
Industrial Wastes (Local)	$ 0.20 per gallon with a $200 minimum charge.
Industrial Wastes (Non-Local)	$0.25 per gallon with a $250 minimum charge.
Landfill Leachate	$0.04/gal
Domestic Wastes - Trucked holding tank waste	
Septage and Porta - Johns	$150.00/1000 gallons
Laboratory Analysis	$18.00
Bacteriological Analysis - sewage	$20.00
Extra strength waste surcharge - varies by contaminant	
Suspended Solids	$0.18lb
B.O.D.	$0.26/lb
Ammonia Nitrogen	$1.17/lb
Phosphorus	$1.95/lb
RV & Buses - Wastewater Plant Location Only	$5.00

Rates for all contracted waste disposal will be on a negotiated basis

CITY OF MARQUETTE FY 09-10 ADOPTED FEES

DEPARTMENT FEE	July 1, 2009 - June 30, 2010 ADOPTED FEE
WATER TREATMENT PLANT	
Bacteriological Analysis-drinking water, source water, ww, pools & spas	$20.00
Bacteriological Analysis-beaches & swimming areas	$20.00

GENERAL FUND

CITY OF MARQUETTE

MILLAGE RATE HISTORY

YEAR	TAXABLE VALUE	CITY OP.	PROPERTY TAX LEVY*	LIBRARY OP.	LIBRARY DEBT	DDA	SCHOOL OP.	ENHANC-MENT	SCHOOL S.E.T.	SCHOOL DEBT	SP. ED - I.S.D.	COUNTY	SCHOOL HEADLEE	COUNTY OP.	NON-HOMESTEAD SUMMER	NON-HOMESTEAD TOTAL	HOMESTEAD SUMMER	HOMESTEAD TOTAL
2008	$561,531,189	15.2725	$8,575,985.08	1.3698	0.6400	1.8881	18.0000		6.0000	1.2000	1.9513	2.1735		5.2965	49.7301	51.9036	31.7301	33.9036
2007	$536,078,202	15.2725	$8,187,254.34	1.3889	0.6800	1.9556	17.7469		6.0000	1.3000	1.9712	5.3522	0.2531	2.1967	49.7117	52.1615	31.9648	34.1615
2006	$502,731,751	15.2725	$7,677,970.67	1.4054	0.7800	1.9972	17.9352		6.0000	1.5000	1.9916	4.0243		3.6058	48.4905	52.5148	30.5553	34.5796
2005	$477,223,685	14.7100	$7,019,448.05	1.4132	0.8000	1.9972	18.0000		6.0000	1.6000	2.0207	5.8287		1.8284	46.3723	52.2010	28.3723	34.2010
2004	$455,234,797	13.7100	$6,241,269.06	1.4179	0.8200	1.9972	18.0000		6.0000	1.6000	2.0415	7.7201			43.5894	51.3095	25.5894	33.3095
2003	$434,261,542	13.6300	$5,918,984.81	1.4179	0.8500	1.9972	18.0000		5.0000	1.6000	2.0592	7.6433			42.5571	50.2004	24.5571	32.2004
2002	$422,723,939	13.6300	$5,761,727.28	1.4181	0.9000	1.9974	18.0000		6.0000	1.8000	2.0782	7.6983			43.8263	51.5246	25.8263	33.5246
2001	$409,471,374	13.6300	$5,581,094.83	1.4181	0.9500	1.9974	18.0000		6.0000	2.6000	2.0883	7.7040			44.6864	52.3904	26.6864	34.3904
2000	$393,783,755	13.6300	$5,367,272.58	1.4181	0.9500	1.9974	18.0000		6.0000	2.6000	2.0901	7.7014			44.6882	52.3896	26.6882	34.3896
1999	$381,359,245	14.1300	$5,388,606.13	1.4181	0.9600	1.9974	18.0000		6.0000	2.6000	2.0982	7.7182			45.2063	52.9245	27.2063	34.9245
1998	$373,203,769	14.6300	$5,459,971.14	1.4181		2.0000	18.0000		6.0000	2.6000	2.0982	7.7182			44.7463	52.4645	26.7463	34.4645
1997	$364,041,019	13.6300	$4,961,879.09	1.4181		2.0000	18.0000		6.0000	2.6000	2.0982	7.7182			43.7463	51.4645	25.7463	33.4645
1996	$353,269,198	13.6300	$4,815,059.17	1.4181		2.0000	18.0000	1.5000	6.0000	2.6000	2.0982	7.7182			45.2463	52.9645	27.2463	34.9645
1995	$341,395,400	13.6300	$4,653,694.99	1.4181		2.0000	18.0000	1.5000	6.0000	2.9800	2.0987	8.4982			45.6268	54.1250	27.6268	36.1250
1994	$333,756,000	12.5300	$4,154,519.25	1.4181		2.0000	18.0000		6.0000	2.9800	2.0982	7.8887			43.0263	50.9150	25.0263	32.9150
1993	$312,541,600	12.5300	$3,900,244.35	1.4436		2.0000	30.9027			2.9800	2.1311	7.8725			49.9874	57.8599		
1992	$285,276,340	12.5300	$3,574,512.54	1.5000		2.0000	32.6150			2.9800	2.2350	8.2200			51.8600	60.0800		
1991	$279,975,841	12.5300	$3,508,111.07	1.5000		2.0000	33.1150			2.0340	2.2350	8.2500			51.4140	59.6640		
1990	$267,191,784	12.5300	$3,347,913.05	1.5000		1.9994	33.1150			2.0200	2.2350	8.2650			51.4000	59.6650		
1989	$263,415,388	12.5300	$3,291,247.56	1.5000		1.9990	33.1150			2.0300	1.7850	8.2650			50.9600	59.2250		
1988	$256,763,523	12.5300	$3,210,106.64	1.5000		2.0000	33.1150			2.2000	1.6850	7.3300			51.0300	58.3600		
1987	$235,994,917	12.5300	$2,950,695.69	1.3500		1.9918	29.6150			2.3700	1.6850	7.5300			47.5500	55.0800		
1986	$238,752,220	9.5000	$2,268,146.09	1.3500		2.0000	29.6150			2.4800	1.2350	8.0300			44.1800	52.2100		
1985	$257,732,350	12.0000	$3,092,788.20	1.3500		2.0000	29.6150			2.3500	1.2350	6.3000			46.5500	52.8500		
1984	$255,874,407	9.5000	$2,430,806.86	1.3000		2.0000	29.6150			2.4000	1.2350	6.3000			44.0500	50.3500		
1983	$248,278,795	9.5000	$2,358,648.55	1.2647		1.9568	27.6150			2.4500	1.2350	6.0000			42.0647	48.0647		
1982	$262,450,974	9.5000	$2,493,284.25	1.2647		1.9568	27.7150			2.5200	1.2350	5.8000			42.2347	48.0347		
1981	$259,653,924	8.5000	$2,207,058.36	1.2780		1.9774	26.2750			2.5500	1.2300	6.1219			39.8330	45.9549		
1980	$254,463,924	8.5000	$2,162,936.47	1.2780		2.0000	26.2750			2.8300	1.2176	6.2571			40.1006	46.3577		
1979	$231,941,254	8.5000	$1,971,500.66	1.2300		0.0000	25.9150			3.4100	1.1863	6.2898			40.2413	46.5311		
1978	$188,133,439	9.0000	$1,693,200.95	1.3000		2.0000	26.4150			7.0000	1.2350	6.6000			44.9500	51.5500		
1977	$164,034,151	9.0000	$1,476,307.36	1.3400		0.0000	26.4150			7.0000	1.2350	6.6000			44.9900	51.5900		
1976	$122,778,902	13.0000	$1,596,125.72	1.5000		0.0000	26.2150			7.0000	1.2350	6.8000			48.9500	55.7500		
1975	$108,178,017	13.0000	$1,406,314.22	1.5000		0.0000	26.4550			7.1000	1.2450	6.5500			49.3000	55.8500		

*Collection amounts shown reflect City Operational Millage only.

C:\DOCUME~1\MSCHLI~1\LOCALS~1\Temp\XPgrpwise\MILLAGE.08

CITY OF MARQUETTE
REVENUES
2009-2010 FISCAL YEAR

ACCOUNT NUMBER	FUND 101 GENERAL FUND REVENUES	2005-06 ACTUAL	2006-07 ACTUAL	2007-08 ACTUAL	2008-09 BUDGET	2008-09 YEAR END ESTIMATE	2009-10 DEPT REQUEST	2009-10 CITY MGR REC	2009-10 COMMISSION APPROVED
	Non Departmental								
101-000-00000-402-0000	REAL PROPERTY TAX	6,376,941	6,943,887	7,372,848	7,775,210	7,651,145	7,854,510	7,854,510	7,854,510
101-000-00000-410-0000	PERSONAL PROPERTY TAX	522,019	377,496	542,236	560,415	539,355	562,150	562,150	562,150
101-000-00000-437-0000	INDUSTRIAL FACILITY TAX	5,768	30,953	24,680	47,210	47,210	43,620	43,620	43,620
101-000-00000-446-0000	DELINQUENT TAX INTEREST	28,067	27,926	24,780	20,000	18,000	19,600	19,600	19,600
101-000-00000-447-0000	TAX ADMINISTRATION FEE	214,764	223,129	240,585	243,225	245,555	258,250	258,250	258,250
101-000-00000-448-0000	CURRENT YEAR PENALTY	14,021	7,060	19,359	14,500	16,260	14,800	14,800	14,800
101-000-00000-574-0000	STATE REVENUE SHARING	2,078,066	2,055,332	2,384,061	2,055,000	2,055,000	2,055,000	2,055,000	2,055,000
101-000-00000-583-0000	TRIBAL REVENUE SHARING	10,000	10,000	10,000	10,000	10,000	10,000	10,000	10,000
101-000-00000-614-0000	CABLE TV FRANCHISE	206,264	217,629	178,116	200,000	200,000	200,000	200,000	200,000
101-000-00000-615-0000	MAISD TAX ADMINISTRATION FEE	9,424	9,861	10,283	10,545	10,570	10,945	10,945	10,945
101-000-00000-628-0000	FIXED CHARGES-MAWTF	5,151	4,413	4,413	3,325	3,325	3,325	3,325	3,325
101-000-00000-655-0000	FINES	7,165	6,574	5,608	5,000	5,000	5,000	5,000	5,000
101-000-00000-665-0000	INTEREST	171,797	614,403	400,803	100,000	300,000	400,000	400,000	400,000
101-000-00000-667-0000	RENT-PARKING	4,470	4,770	4,870	4,500	5,170	4,500	4,500	4,500
101-000-00000-673-0000	SALE OF FIXED ASSETS	0	0	0	0	1,024,875	0	0	0
101-000-00000-676-0000	REIMBURSEMENTS	0	0	199,411	0	0	0	0	0
101-000-00000-678-0000	PAYMENT IN LIEU OF TAXES	2,353,273	2,375,980	2,647,876	2,400,000	2,400,000	2,548,690	2,548,690	2,548,690
101-000-00000-695-0000	OTHER REVENUE	39,602	47,594	404,969	1,000	500	500	500	500
101-000-00000-697-0000	FUND BALANCE	0	0	0	0	0	0	0	10,000
101-000-00000-698-0000	PROCEEDS OF BONDS	0	0	992,697	128,000	128,000	1,204,800	1,074,800	1,074,800
101-000-00000-699-0000	TRANSFERS IN	0	439,310	0	0	0	0	0	0
	Total Non Departmental Revenue	**12,046,792**	**13,396,317**	**15,467,595**	**13,577,930**	**14,659,965**	**15,195,690**	**15,065,690**	**15,075,690**

Tax millage rate is 14.9225 for FY 2009-10 (0.35 mills to Senior Services Fund), 15.2725 for Fiscal Years 2008-09, 2007-08 and 2006-07, 14.71 mills for FY 2005-06.
410-FY 07 reflects State Tax Commission judgments.
448-FY 07 reflects SEMCO.
If tax millage reduced an additional 0.30 mills, tax revenue reduced by $168,000.

ACCOUNT NUMBER	FUND 101 GENERAL FUND REVENUES	2005-06 ACTUAL	2006-07 ACTUAL	2007-08 ACTUAL	2008-09 BUDGET	2008-09 YEAR END ESTIMATE	2009-10 DEPT REQUEST	2009-10 CITY MGR REC	2009-10 COMMISSION APPROVED
	Legislative								
101-101-00000-510-0000	FED GRANT PASS THRU	137,403	239,304	28,385	0	33,420	0	0	0
101-101-00000-607-0000	FEES	100	150	500	0	50	0	0	0
101-101-00000-674-0000	KBIC	90,000	42,200	41,818	0	26,000	0	0	0
101-101-00000-675-0000	CONTRIBUTIONS-MML CONFERENCE	0	30,591	0	0	0	0	0	0
	Total Legislative	**227,503**	**312,245**	**70,703**	**0**	**59,470**	**0**	**0**	**0**
	Executive								
101-172-00000-676-0000	REIMBURSEMENTS	422	0	0	0	10	0	0	0
101-172-00000-628-0000	FIXED CHARGES	211,200	223,752	89,376	167,585	167,585	191,900	191,900	191,900
	Total Executive	**211,622**	**223,752**	**89,376**	**167,585**	**167,595**	**191,900**	**191,900**	**191,900**
	Finance								
101-202-00000-607-0000	FEES	62	0	0	0	0	0	0	0
101-202-00000-628-0000	FIXED CHARGES	98,880	112,596	113,268	126,970	126,970	131,510	131,510	131,510
101-202-00000-676-0000	REIMBURSEMENTS	290	0	0	0	0	0	0	0
	Total Finance	**99,232**	**112,596**	**113,268**	**126,970**	**126,970**	**131,510**	**131,510**	**131,510**
	City Clerk								
101-215-00000-451-0000	BUSINESS LICENSES	3,002	5,001	5,286	4,000	4,500	5,000	5,000	5,000
101-215-00000-476-0000	NON BUSINESS PERMITS	2,521	2,343	1,937	2,500	2,000	2,000	2,000	2,000
101-215-00000-477-0000	OFF LEASH AREA PERMITS	2,185	2,330	2,746	2,500	2,550	2,300	2,300	2,300
101-215-00000-607-0000	FEES	583	375	647	500	500	500	500	500
101-215-00000-676-0000	REIMBURSEMENTS	139	0	0	0	0	0	0	0
	Total City Clerk	**8,430**	**10,049**	**10,616**	**9,500**	**9,550**	**9,800**	**9,800**	**9,800**
	Treasurer								
101-253-00000-452-0000	TRAILER PARK LICENSES	917	920	930	930	930	930	930	930
101-253-00000-476-0000	NON BUSINESS PERMITS	2,730	2,665	4,225	3,250	3,185	3,000	3,000	3,000
101-253-00000-607-0000	FEES	3,205	3,670	1,811	2,000	2,500	2,000	2,000	2,000
101-253-00000-628-0000	FIXED CHARGES	54,240	54,240	62,208	79,255	79,260	85,030	85,030	85,030
101-253-00000-655-0000	FINES	0	170	1,030	2,000	1,000	1,500	1,500	1,500
101-253-00000-695-0000	OTHER REVENUE	90	81	180	80	80	80	80	80
	Total Treasurer	**61,319**	**61,746**	**70,384**	**87,515**	**86,955**	**92,540**	**92,540**	**92,540**

476-FY 08 reflects additional permits due to hailstorm.
607 - FY's 2005/06 and 2006/07 have additional small claims filings, more NSF fees, and single lot special assessment charges

	Assessing								
101-257-00000-607-0000	FEES	749	409	2,429	600	500	500	500	500
101-257-00000-655-0000	FINES	0	0	0	0	600	200	200	200
101-257-00000-676-0000	REIMBURSEMENTS	181	0	0	0	0	0	0	0
	Total Assessing	**930**	**409**	**2,429**	**600**	**1,100**	**700**	**700**	**700**
	Elections								
101-262-00000-607-0000	FEES	700	0	16,576	0	575	0	0	0
	Total Elections	**700**	**0**	**16,576**	**0**	**575**	**0**	**0**	**0**

ACCOUNT NUMBER	FUND 101 GENERAL FUND REVENUES	2005-06 ACTUAL	2006-07 ACTUAL	2007-08 ACTUAL	2008-09 BUDGET	2008-09 YEAR END ESTIMATE	2009-10 DEPT REQUEST	2009-10 CITY MGR REC	2009-10 COMMISSION APPROVED
	City Hall								
101-265-00000-667-0000	FACILITIES OPERATIONS & MAINT	14,400	14,400	14,400	14,400	14,400	20,500	20,500	20,500
101-265-00000-676-0000	REIMBURSEMENTS	13	0	0	0	0	0	0	0
	Total City Hall	**14,413**	**14,400**	**14,400**	**14,400**	**14,400**	**20,500**	**20,500**	**20,500**
	City Attorney								
101-266-00000-607-0000	FEES	99	0	0	0	0	0	0	0
101-266-00000-628-0000	FIXED CHARGES	78,828	44,796	43,644	61,015	61,015	64,215	64,215	64,215
	Total City Attorney	**78,927**	**44,796**	**43,644**	**61,015**	**61,015**	**64,215**	**64,215**	**64,215**
	Human Resources								
101-270-00000-581-0000	NMPSA	11,280	10,168	9,710	10,170	9,480	10,765	10,765	10,765
101-270-00000-607-0000	FEES	221	338	384	400	750	825	825	825
101-270-00000-628-0000	FIXED CHARGES	64,860	80,736	62,544	84,605	84,605	122,335	122,335	122,335
101-270-00000-676-0000	REIMBURSEMENTS	771	0	0	0	235	0	0	0
	Total Human Resources	**77,132**	**91,242**	**72,638**	**95,175**	**95,070**	**133,925**	**133,925**	**133,925**
	Cemetery								
101-276-00000-607-0000	CEMETERY FOUNDATIONS	3,947	3,689	5,157	5,000	5,100	5,500	5,500	5,500
101-276-00000-627-0000	GRAVE OPENINGS	34,817	33,280	33,240	25,000	25,000	25,000	25,000	25,000
101-276-00000-640-0000	CEMETERY LOT SALES	21,210	20,975	17,125	20,000	18,000	18,500	18,500	18,500
101-276-00000-676-0000	REIMBURSEMENTS	114	0	0	0	0	0	0	0
101-276-00000-699-0000	TRANSFER IN-PERPETUAL CARE FUND	19,807	11,009	19,549	15,000	15,000	15,000	15,000	15,000
	Total Cemetery	**79,895**	**68,953**	**75,071**	**65,000**	**63,100**	**64,000**	**64,000**	**64,000**
	Police								
101-301-00000-476-0000	NON BUSINESS PERMITS	44	58	124	500	80	100	100	100
101-301-00000-510-0028	HIGHWAY SAFETY GRANT	13,706	0	0	5,000	0	0	0	0
101-301-00000-510-0069	LIVE SCAN FINGERPRINT GRANT	0	23,000	0	0	0	0	0	0
101-301-00000-543-0050	DNR- SNOWMOBILE PATROL	12,893	0	4,008	15,000	4,000	4,000	4,000	4,000
101-301-00000-543-0052	COMPUTER FORENSICS GRANT	330	0	0	0	0	0	0	0
101-301-00000-544-0023	UPSET	34,767	33,727	24,496	34,000	24,022	36,000	36,000	36,000
101-301-00000-578-0000	LIQUOR LICENSES	20,644	22,172	55,937	22,000	25,000	25,000	25,000	25,000
101-301-00000-590-0000	COUNTY CONTRACT-PBT	0	0	0	0	5,250	0	0	0
101-301-00000-607-0000	FEES	24,130	27,970	33,647	30,000	32,300	32,000	32,000	32,000
101-301-00000-641-0000	PARKING METER FEES-Coin	14,455	15,908	14,688	16,000	16,100	16,000	16,000	16,000
101-301-00000-655-0000	FINES-Civil Infractions	12,015	11,175	18,650	15,000	20,800	21,000	21,000	21,000
101-301-00000-656-0000	RESTRICTED TICKETS-Winter Parking	70,035	74,826	111,653	75,000	74,500	75,000	75,000	75,000
101-301-00000-657-0000	PARKING METER TICKETS-Expired Meters	4,302	3,357	4,701	4,000	3,600	4,000	4,000	4,000
101-301-00000-673-0000	SALE OF FIXED ASSETS	0	0	0	0	310	0	0	0
101-301-00000-675-0000	PRIVATE SOURCES-Schools	8,000	28,000	28,000	28,000	28,000	28,000	28,000	28,000
101-301-00000-675-0068	YOUTH SERVICES PROGRAM-Kaufman	0	15,000	15,000	15,000	15,000	15,000	15,000	15,000
101-301-00000-676-0000	REIMBURSEMENTS	33,149	25,615	20,933	18,000	15,890	18,000	18,000	18,000
101-301-00000-695-0000	OTHER REVENUE-Bike Auction	0	4,568	2,619	2,000	2,500	2,500	2,500	2,500
	Total Police	**248,470**	**285,376**	**334,456**	**279,500**	**267,352**	**276,600**	**276,600**	**276,600**

590 - Sobriety Grant through Marquette County that may be renewed for 2010

ACCOUNT NUMBER	FUND 101 GENERAL FUND REVENUES	2005-06 ACTUAL	2006-07 ACTUAL	2007-08 ACTUAL	2008-09 BUDGET	2008-09 YEAR END ESTIMATE	2009-10 DEPT REQUEST	2009-10 CITY MGR REC	2009-10 COMMISSION APPROVED
	Fire								
101-336-00000-512-0011	FEMA GRANT	17,557	0	13,410	0	0	38,205	38,205	38,205
101-336-00000-575-0000	FIRE PROTECTION-STATE FACILITIES	156,219	235,345	171,509	171,510	173,775	173,775	173,775	173,775
101-336-00000-589-0000	MINI GRANTS	950	500	1,000	1,000	1,500	1,500	1,500	1,500
101-336-00000-607-0000	FEES	2,418	(495)	433	600	555	550	550	550
101-336-00000-626-0000	SERVICES RENDERED	868	722	(164)	0	50	240	240	240
101-336-00000-655-0000	FINES	400	50	450	1,500	1,500	1,600	1,600	1,600
101-336-00000-676-0000	REIMBURSEMENTS	2,639	750	16,775	3,000	0	400	400	400
	Total Fire	**181,051**	**236,872**	**203,413**	**177,610**	**177,380**	**216,270**	**216,270**	**216,270**

Two FEMA requests: Smoke Detectors ($9,100.00) and turnout clothing ($29,104.00) These are 90% grants. City would pay 10%.

	Rental Code Inspection								
101-371-00000-617-0000	RENTAL CODE REGISTRATION	2,150	2,630	2,455	1,500	1,930	2,000	2,000	2,000
101-371-00000-620-0000	RENTAL CODE COMPLIANCE	17,578	18,083	16,217	10,200	12,300	14,600	14,600	14,600
	Total Rental Code Inspection	**19,728**	**20,713**	**18,672**	**11,700**	**14,230**	**16,600**	**16,600**	**16,600**

	Public Works								
101-441-00000-543-0000	STATE GRANTS	0	0	125,746	0	62,860	0	0	0
101-441-00000-626-0000	SERVICES RENDERED-Events	6,506	39,066	20,881	15,000	20,015	15,000	15,000	15,000
101-441-00000-628-0000	FIXED CHARGES	517,244	475,851	481,478	249,275	490,000	490,000	496,500	496,500
101-441-00000-642-0000	SALES	152	0	1	0	0	0	0	0
101-441-00000-655-0000	FINES	200	0	0	0	0	0	0	0
101-441-00000-667-0000	RENT-EQUIPMENT & HOUSE	1,338	1,338	1,288	0	1,300	1,300	1,300	1,300
101-441-00000-676-0000	REIMBURSEMENTS	15,800	23,210	14,489	2,500	100,000	5,000	5,000	5,000
	Total Public Works	**541,240**	**539,465**	**643,883**	**266,775**	**674,175**	**511,300**	**517,800**	**517,800**

	Engineering								
101-447-00000-476-0000	ROW PERMITS, OFF STREET PARKING	14,326	13,912	10,674	11,515	11,500	13,000	13,000	13,000
101-447-00000-607-0000	BLOCK PARTY PERMITS	320	110	240	240	360	360	360	360
101-447-00000-628-0000	FIXED CHARGES	551,160	640,956	514,920	627,165	627,165	639,440	639,440	639,440
101-447-00000-642-0000	SALES-MAPS	3,566	7,785	5,292	7,000	3,500	5,200	5,200	5,200
101-447-00000-667-0000	EQUIPMENT RENTAL	8,240	26,496	29,610	19,000	19,000	30,000	30,000	30,000
101-447-00000-676-0000	REIMBURSEMENTS	2,068	335	436	0	240	250	250	250
	Total Engineering	**579,680**	**689,594**	**561,172**	**664,920**	**661,765**	**688,250**	**688,250**	**688,250**

	Sanitation								
101-524-00000-607-0000	TRASH COLLECTION FEE	806,850	932,092	912,178	948,000	948,000	948,000	948,000	948,000
101-524-00000-613-0000	LANDFILL DISPOSAL FEE	386,518	323,529	537,778	385,000	385,000	385,000	385,000	385,000
	Total Sanitation	**1,193,368**	**1,255,621**	**1,449,956**	**1,333,000**	**1,333,000**	**1,333,000**	**1,333,000**	**1,333,000**

ACCOUNT NUMBER	FUND 101 GENERAL FUND REVENUES	2005-06 ACTUAL	2006-07 ACTUAL	2007-08 ACTUAL	2008-09 BUDGET	2008-09 YEAR END ESTIMATE	2009-10 DEPT REQUEST	2009-10 CITY MGR REC	2009-10 COMMISSION APPROVED
	Planning/Zoning								
101-721-00000-607-0000	FEES	28,171	30,445	26,628	25,000	22,900	20,025	20,025	20,025
101-721-00000-655-0000	FINES-Civil Infractions	1,800	3,500	0	1,500	3,000	2,500	2,500	2,500
101-721-00000-676-0000	REIMBURSEMENTS	157	0	0	0	25,000	0	0	0
	Total Planning	**30,128**	**33,945**	**26,628**	**26,500**	**50,900**	**22,525**	**22,525**	**22,525**
	Parks & Recreation								
101-751-00000-607-0000	FEES	27,130	30,694	37,723	25,000	44,470	45,000	45,000	45,000
101-751-00000-629-0000	BALLFIELDS	3,821	7,954	10,627	6,500	10,275	10,300	10,300	10,300
101-751-00000-630-0000	SKIING/JOGGING TRAIL	82	147	135	0	0	0	0	0
101-751-00000-633-0000	SOCCER FIELD USE	2,100	50	3,300	5,000	2,950	3,000	3,000	3,000
101-751-00000-667-0000	RENT-MATTSON PARK & OTHER	14,590	9,945	3,205	6,500	4,400	4,400	4,400	4,400
101-751-00000-676-0000	REIMBURSEMENTS	190	0	113	0	370	0	0	0
101-751-79213-675-0000	PRIVATE SOURCES-SOCCER	9,630	6,020	7,343	2,425	0	0	0	0
	Total Parks & Recreation	**57,543**	**54,810**	**62,446**	**45,425**	**62,465**	**62,700**	**62,700**	**62,700**
	Community Center								
101-784-00000-631-0000	COMMUNITY CENTER USE	18,805	19,052	16,994	17,000	15,000	15,000	15,000	15,000
101-784-00000-676-0000	REIMBURSEMENTS	19	0	0	0	0	0	0	0
	Total Community Center	**18,824**	**19,052**	**16,994**	**17,000**	**15,000**	**15,000**	**15,000**	**15,000**
	Tourist Park								
101-785-00000-632-0000	CAMPSITE RENTAL	121,563	124,302	127,605	130,000	118,460	122,000	122,000	122,000
101-785-00000-642-0000	CONCESSIONS	3,428	3,294	2,993	3,850	2,280	2,500	2,500	2,500
101-785-00000-648-0000	SALES OF SUNDRIES	3,322	3,859	4,390	4,000	4,665	4,750	4,750	4,750
101-785-00000-676-0000	REIMBURSEMENTS	0	0	143	0	0	0	0	0
	Total Tourist Park	**128,313**	**131,455**	**135,131**	**137,850**	**125,405**	**129,250**	**129,250**	**129,250**
	Arts & Culture								
101-800-00000-543-0015	COUNCIL FOR ARTS & CULTURE GRANT	23,400	15,900	13,350	14,600	16,300	0	0	0
101-800-00000-581-0000	ART CENTER REGISTRATION FEES	16,696	7,339	14,958	13,000	9,000	9,000	9,000	9,000
101-800-00000-595-0000	GRANT PASS THRU	195	1,935	0	0	1,270	0	0	0
101-800-00000-607-0000	FEES-Copies	0	837	410	500	1,000	1,000	1,000	1,000
101-800-00000-642-0000	ART CENTER SALES	5,856	7,892	6,619	10,000	7,500	7,500	7,500	7,500
101-800-00000-667-0000	ART CENTER RENTAL	3,905	4,353	7,643	6,000	6,000	14,100	14,100	14,100
101-800-00000-681-0000	ART CENTER OTHER	1,565	114	25	0	5	0	0	0
101-800-73025-682-0000	YOUTH THEATRE	26,029	41,127	22,162	28,000	25,000	28,000	28,000	28,000
	Total Arts & Culture	**77,646**	**79,497**	**65,167**	**72,100**	**66,075**	**59,600**	**59,600**	**59,600**
	Special Assessments								
101-849-00000-664-0000	INTEREST ON SPECIAL ASSESSMENTS	22,354	12,949	17,244	13,710	10,360	7,615	7,615	7,615
101-849-00000-672-0000	ASSESSMENTS LEVIED	67,460	31,230	44,184	44,185	44,185	24,185	24,185	24,185
	Total Special Assessments	**89,814**	**44,179**	**61,428**	**57,895**	**54,545**	**31,800**	**31,800**	**31,800**
	TOTAL	**16,072,700**	**17,727,084**	**19,626,046**	**17,295,965**	**18,848,057**	**19,267,675**	**19,144,175**	**19,154,175**

CITY OF MARQUETTE
General Fund Revenues
Commission Approved FY 2009-10

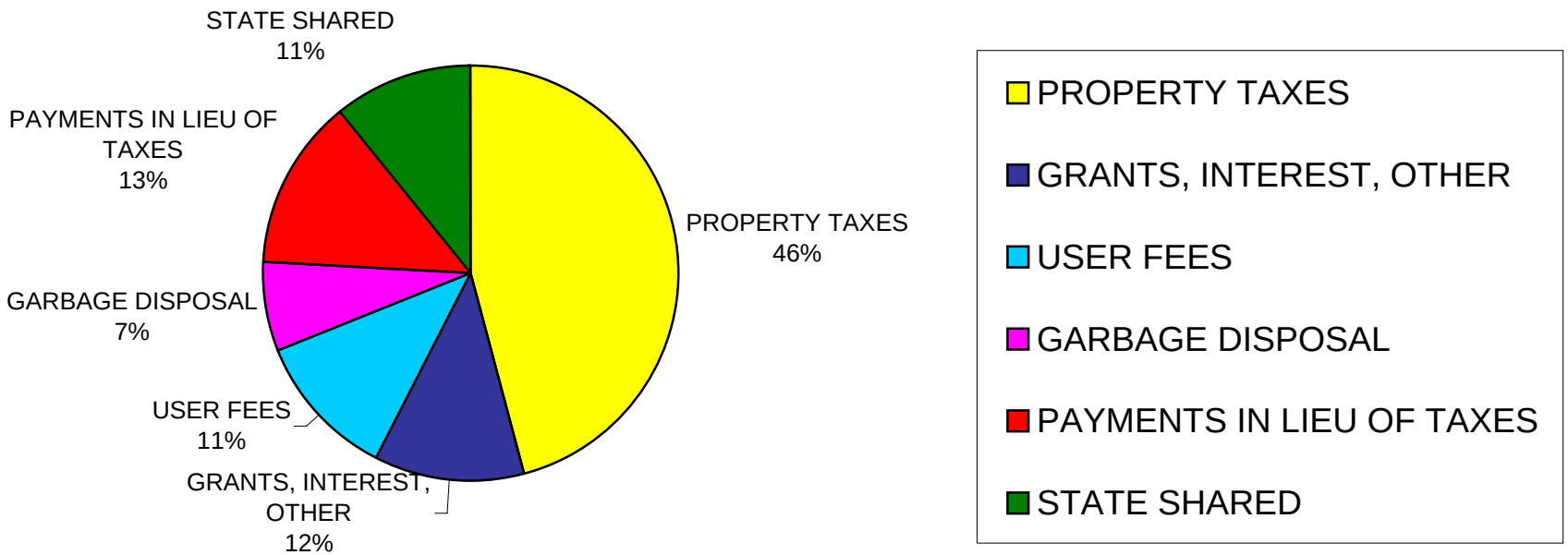

CITY OF MARQUETTE
General Fund Revenue
Estimated FY 2008-09

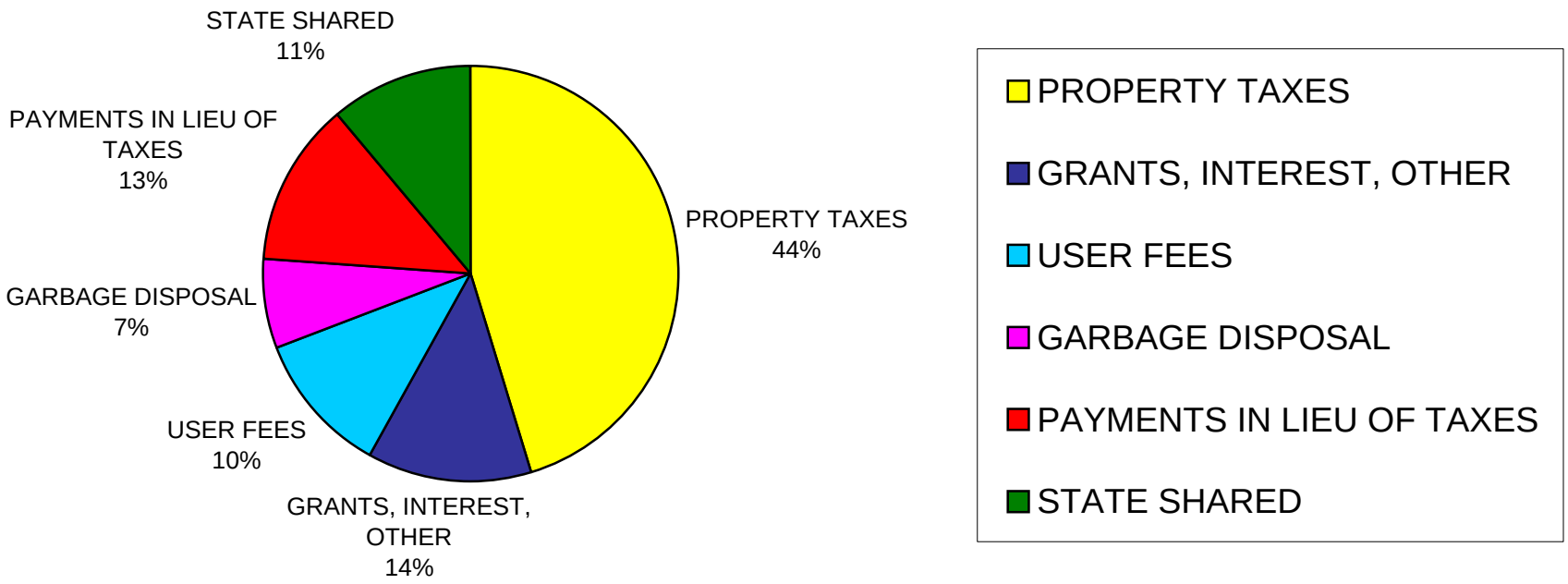

CITY OF MARQUETTE
General Fund Revenue
Property Taxes

CITY OF MARQUETTE
General Fund Revenue
State Shared - Sales & Use Tax

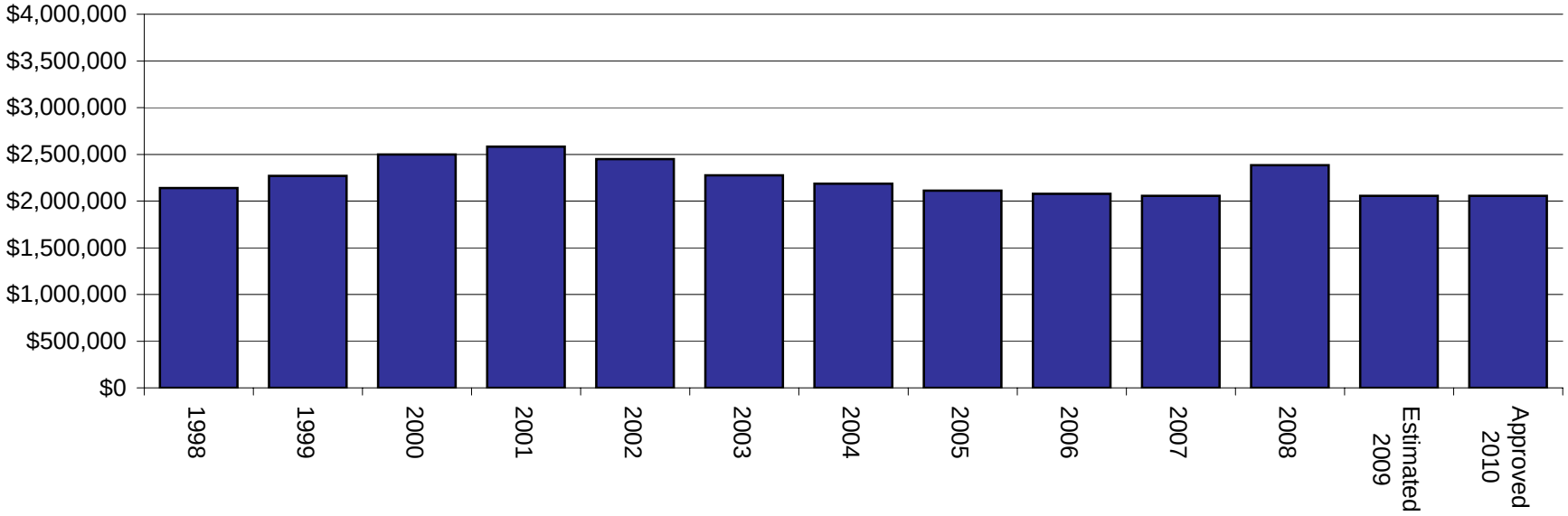

CITY OF MARQUETTE
General Fund Revenue
Payment In Lieu of Taxes

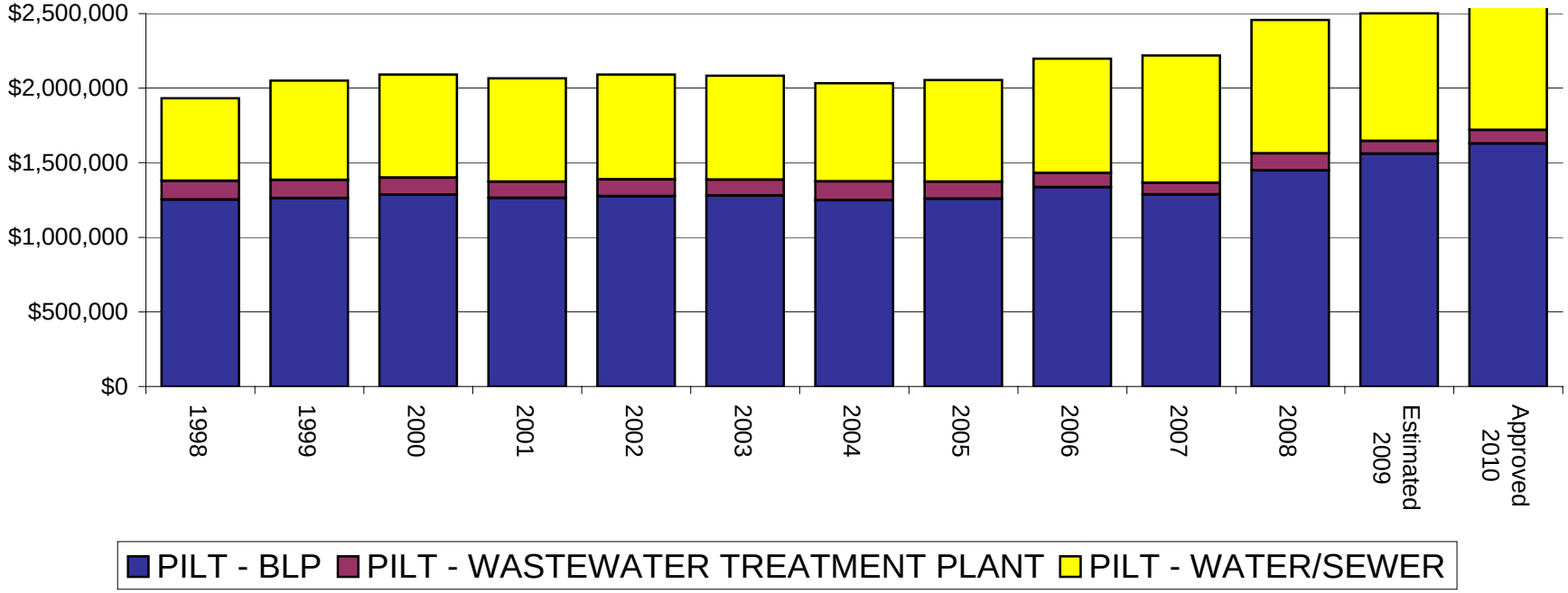

CITY OF MARQUETTE
General Fund Revenue
Interest Income

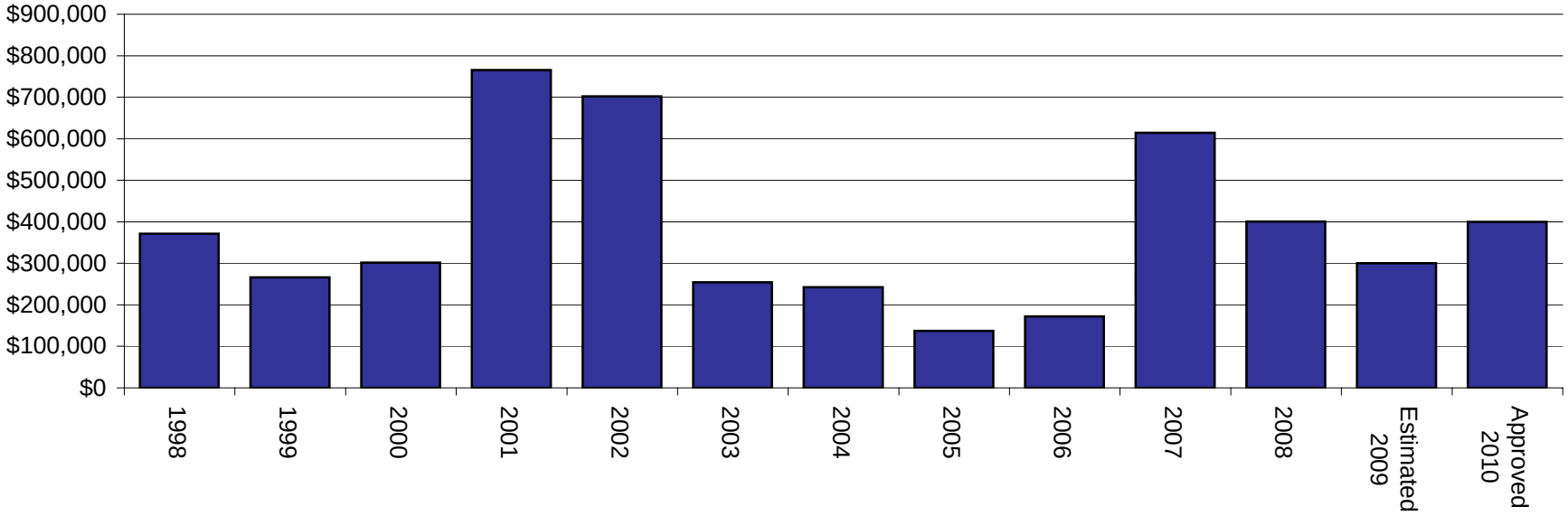

City of Marquette, Michigan
GENERAL REVENUE BY SOURCES
STATED IN ACTUAL DOLLARS
LAST TEN FISCAL YEARS

	1999	2000	2001	2002	2003	2004	2005	2006	2007	2008
Property Taxes	$5,238,498	$5,527,326	$5,470,859	$5,660,475	$5,808,147	$5,961,971	$6,311,760	$7,161,580	$7,610,451	$8,224,488
Payments In Lieu of Property Taxes	2,096,223	2,134,757	2,110,643	2,100,334	2,085,024	2,027,879	2,053,758	2,353,273	2,375,979	2,647,876
State and Federal Grants	376,384	76,534	97,508	1,329,845	1,205,154	117,582	171,185	279,687	346,690	235,749
State-Shared	2,559,456	2,688,198	3,125,729	2,781,897	2,625,590	2,282,698	2,204,567	2,254,929	2,312,849	2,611,507
Intergovernmental	92,247	80,764	112,827	132,768	134,616	156,009	128,399	143,489	162,210	205,282
Licenses & Permits	19,042	17,949	18,552	17,779	17,069	18,543	36,243	28,250	33,574	33,354
Sales/Use/Service Fees	2,109,217	2,247,414	2,337,116	2,497,618	2,609,163	3,283,105	4,281,348	3,643,127	3,742,367	3,571,802
Fines and Forfeits	52,182	117,874	118,463	139,794	138,538	136,538	137,572	95,917	99,652	143,942
Rentals	50,921	56,024	54,885	50,373	48,263	41,664	39,331	43,038	56,949	53,372
Special Assessments	72,095	22,584	209,115	92,978	104,534	66,143	63,506	89,813	44,179	61,428
Sale of Assets	103,934	4,409	3,106	4,031	68,464	3,743	11,721	908	0	251,171
Contribution from Private Sources	65,690	29,043	45,500	94,829	82,053	21,500	21,915	107,630	124,718	103,756
Reimbursements	25,852	7,838	27,545	30,575	20,220	20,433	21,522	53,771	49,910	268,727
Investment Income	258,100	297,154	759,146	736,008	254,410	242,094	40,090	171,797	614,404	402,146
Other Revenue	176,778	501,025	9,415	8,569	37,618	(307,162)	34,374	39,536	130,489	216,713
TOTALS	$13,296,619	$13,808,893	$14,500,409	$15,677,873	$15,238,863	$14,072,740	$15,557,291	$16,466,745	$17,704,421	$19,031,313
% Variance vs Prior Year	6.7%	3.9%	5.0%	8.1%	-2.8%	-7.7%	10.5%	5.8%	7.5%	7.5%
% Variance vs 2008	-43.1%	-37.8%	-31.2%	-21.4%	-24.9%	-35.2%	-22.3%	-15.6%	-7.5%	0.0%

City of Marquette, Michigan
GENERAL REVENUE BY SOURCES
STATED IN 2008 DOLLARS
LAST TEN FISCAL YEARS

	1999	2000	2001	2002	2003	2004	2005	2006	2007	2008
Property Taxes	$6,896,410	$7,014,959	$6,724,854	$6,884,447	$6,917,924	$6,876,538	$7,100,324	$7,722,788	$7,990,243	$8,224,488
Payments In Lieu of Property Taxes	2,759,649	2,709,309	2,594,431	2,554,492	2,483,415	2,338,956	2,310,346	2,537,684	2,494,550	2,647,876
State and Federal Grants	495,504	97,132	119,858	1,617,399	1,435,426	135,619	192,572	301,604	363,991	235,749
State-Shared	3,369,488	3,411,704	3,842,188	3,383,430	3,127,268	2,632,864	2,479,996	2,431,634	2,428,269	2,611,507
Intergovernmental	121,442	102,501	138,688	161,477	160,337	179,941	144,441	154,733	170,305	205,282
Licenses & Permits	25,069	22,780	22,804	21,623	20,330	21,387	40,771	30,464	35,249	33,354
Sales/Use/Service Fees	2,776,755	2,852,286	2,872,814	3,037,681	3,107,702	3,786,734	4,816,241	3,928,616	3,929,126	3,571,802
Fines and Forfeits	68,697	149,599	145,616	170,022	165,009	157,483	154,760	103,433	104,625	143,942
Rentals	67,037	71,102	67,465	61,265	57,485	48,055	44,245	46,411	59,791	53,372
Special Assessments	94,912	28,662	257,047	113,083	124,508	76,289	71,440	96,851	46,384	61,428
Sale of Assets	136,828	5,596	3,818	4,903	81,546	4,317	13,185	979	0	251,171
Contribution from Private Sources	86,480	36,860	55,929	115,334	97,731	24,798	24,653	116,064	130,942	103,756
Reimbursements	34,034	9,948	33,859	37,186	24,083	23,567	24,211	57,985	52,401	268,727
Investment Income	339,785	377,130	933,152	895,156	303,021	279,231	45,099	185,260	645,065	402,146
Other Revenue	232,726	635,872	11,573	10,422	44,806	(354,281)	38,669	42,634	137,001	216,713
TOTALS	$17,504,816	$17,525,440	$17,824,096	$19,067,920	$18,150,591	$16,231,498	$17,500,953	$17,757,140	$18,587,942	$19,031,313
% Variance vs Prior Year	4.6%	0.1%	1.7%	7.0%	-4.8%	-10.6%	7.8%	1.5%	4.7%	2.4%
% Variance vs 2008	-8.7%	-8.6%	-6.8%	0.2%	-4.9%	-17.2%	-8.7%	-7.2%	-2.4%	0.0%

GENERAL FUND REVENUE TOTALS (2008 Dollars)

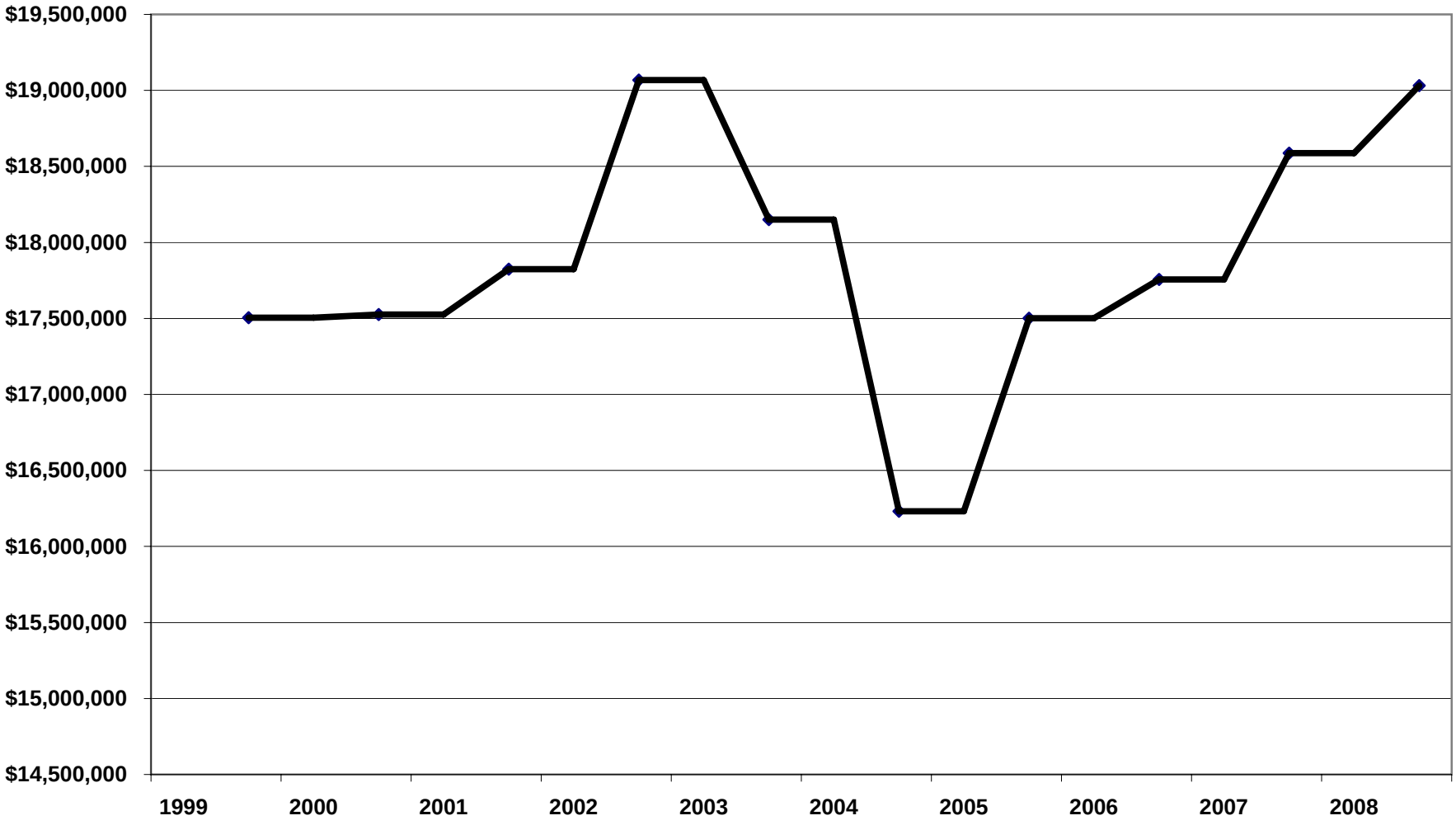

PROPERTY TAXES & PILT (2008 Dollars)

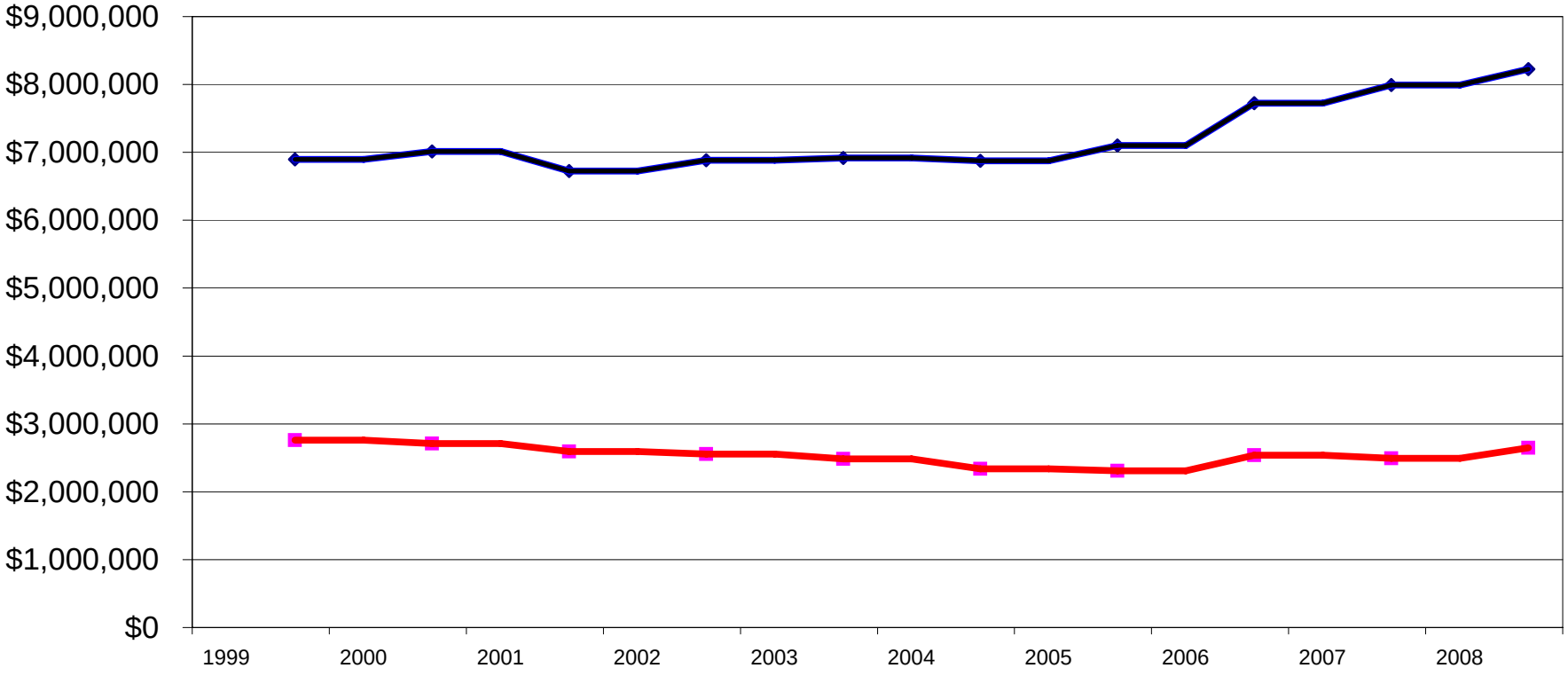

STATE-SHARED REVENUES (2008 Dollars)

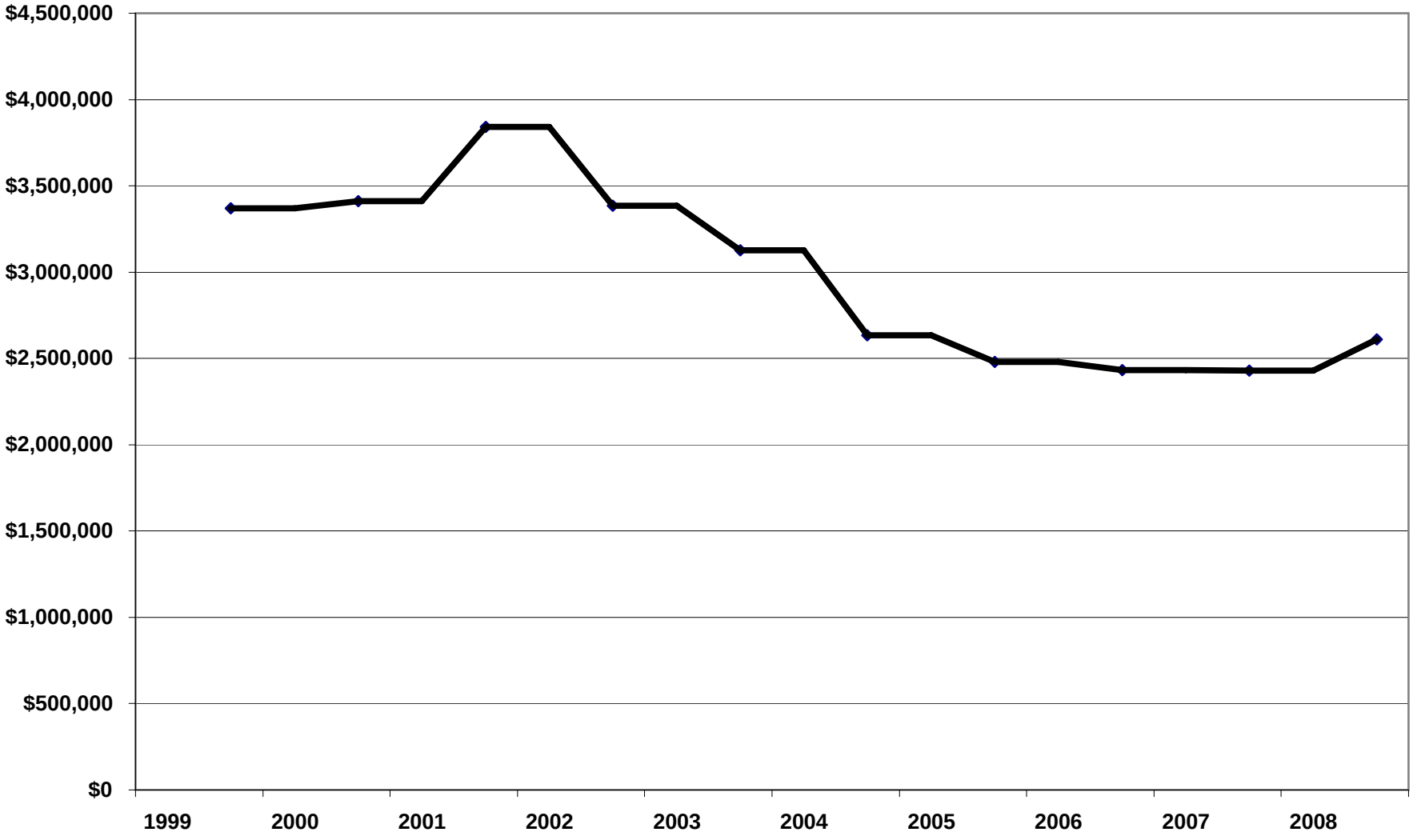

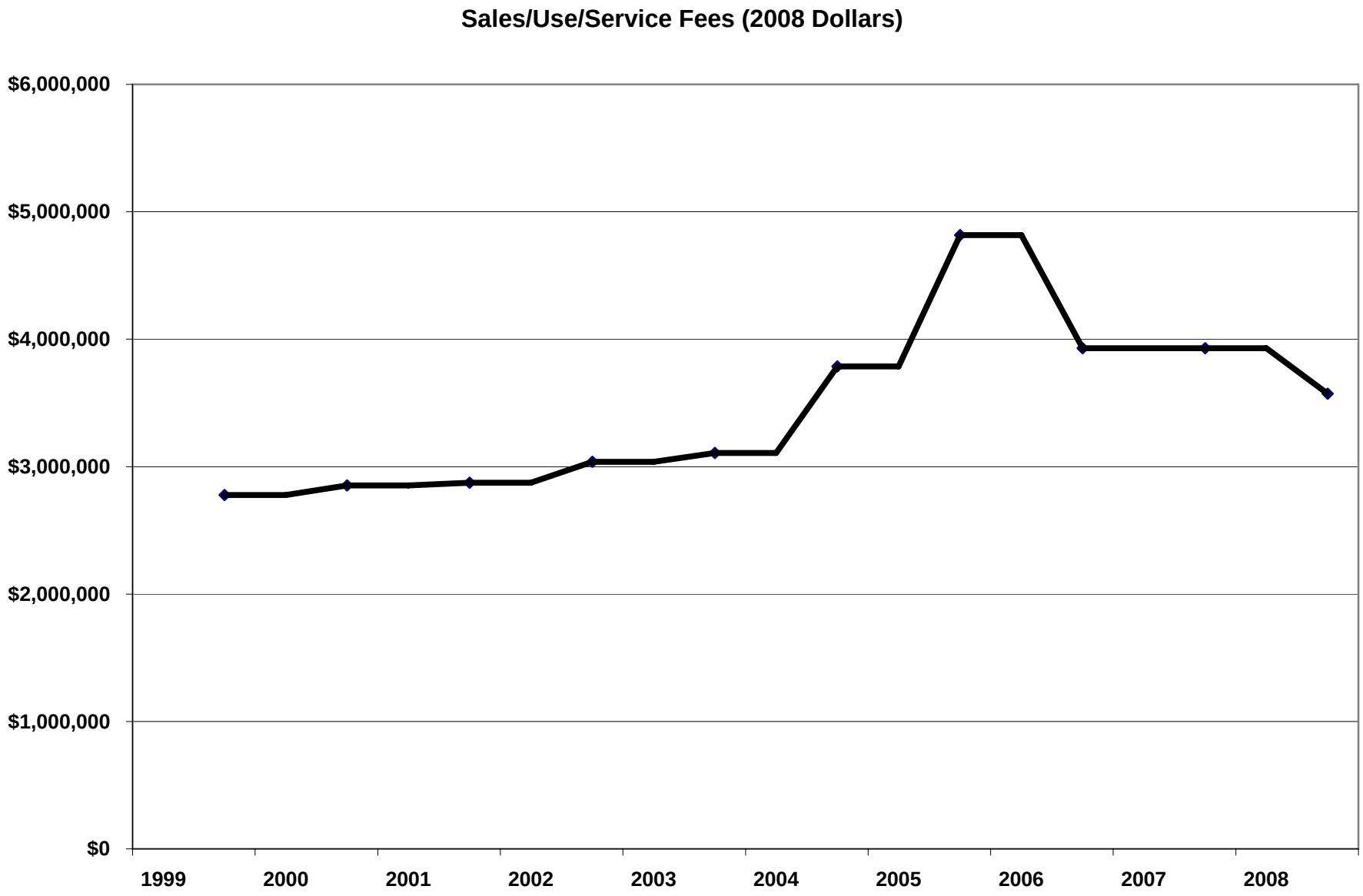
Sales/Use/Service Fees (2008 Dollars)
$6,000,000
$5,000,000
$4,000,000
$3,000,000
$2,000,000
$1,000,000
$0
1999
2000
2001
2002
2003
2004
2005
2006
2007
2008

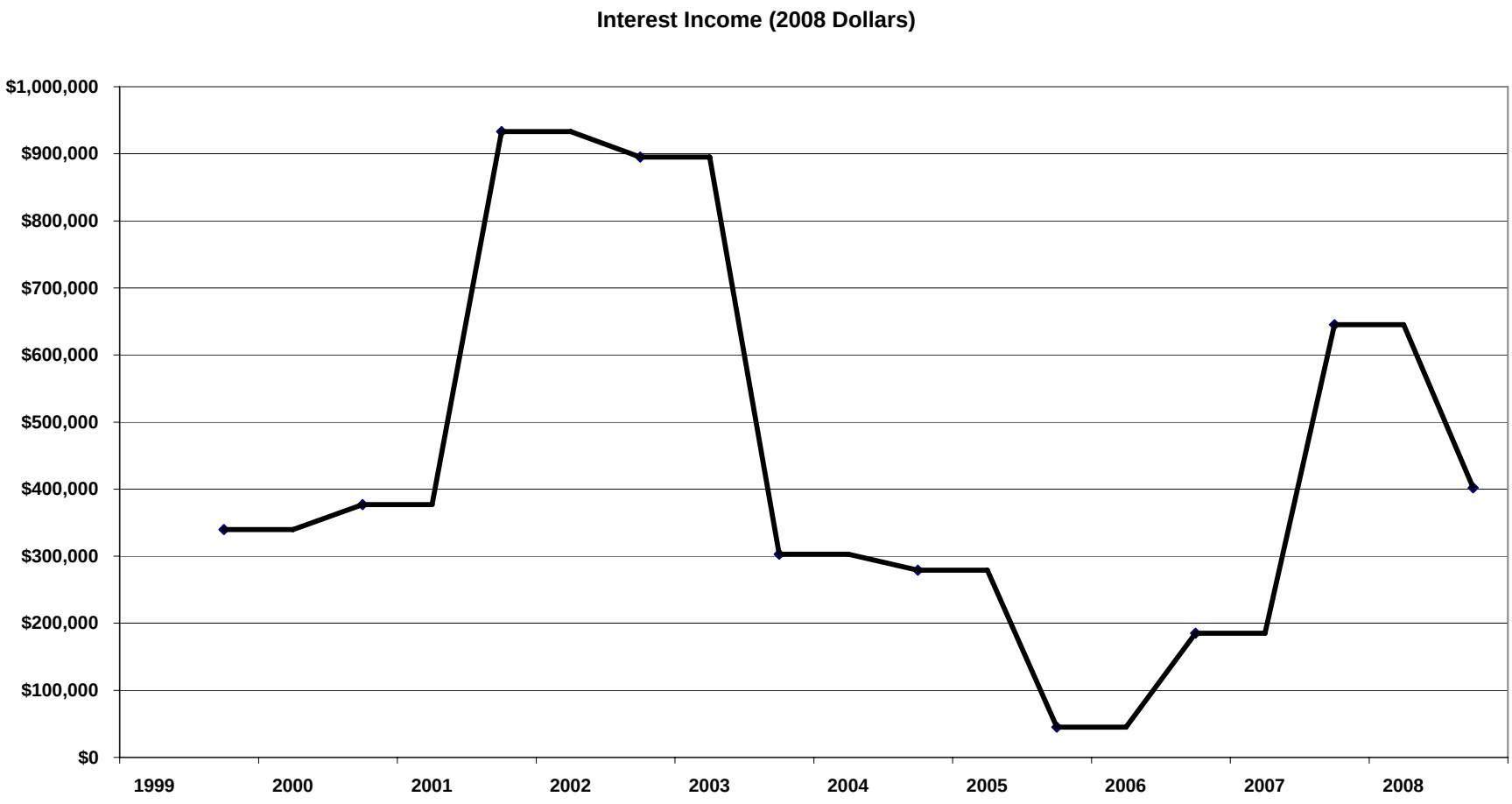
Interest Income (2008 Dollars)
$1,000,000
$900,000
$800,000
$700,000
$600,000
$500,000
$400,000
$300,000
$200,000
$100,000
$0
1999
2000
2001
2002
2003
2004
2005
2006
2007
2008

City of Marquette, Michigan
GENERAL FUND EXPENDITURES BY FUNCTIONS
STATED IN ACTUAL DOLLARS
LAST TEN FISCAL YEARS

	1999	2000	2001	2002	2003	2004	2005	2006	2007	2008
General Government	$3,774,369	$4,385,653	$4,245,389	$4,566,586	$3,336,036	$3,633,775	$3,143,230	$3,030,355	$2,839,502	$2,930,582
Public Safety	3,482,653	3,583,770	3,152,000	3,344,909	4,518,529	4,493,038	4,726,141	4,895,020	4,951,604	5,281,850
Public Works	2,586,241	2,691,947	3,051,893	5,876,023	4,512,649	3,853,666	9,500,165	4,138,290	4,435,598	5,410,994
Social Services	192,333	189,906	185,010	217,496	308,694	329,804	296,117	338,932	279,773	298,761
Recreation and Culture	753,329	311,276	464,637	630,628	598,858	360,310	485,093	425,425	670,705	724,027
Special Assessments	0	240,568	149,272	24,920	48,726	24,847	0	0	0	0
Debt Service	43,010	43,111	132,002	46,615	102,964	102,787	103,183	104,004	103,489	117,355
Transfers Out	2,444,869	2,323,154	1,875,491	1,895,274	3,622,947	1,482,888	2,207,601	3,329,217	2,664,495	4,174,269
TOTALS	$13,276,804	$13,769,385	$13,255,694	$16,602,451	$17,049,403	$14,281,115	$20,461,530	$16,261,243	$15,945,166	$18,937,838
% Variance vs Prior Year	13.1%	3.7%	-3.7%	25.2%	2.7%	-16.2%	43.3%	-20.5%	-1.9%	18.8%
% Variance vs 2008	-42.6%	-37.5%	-42.9%	-14.1%	-11.1%	-32.6%	7.4%	-16.5%	-18.8%	0.0%

City of Marquette, Michigan
GENERAL FUND EXPENDITURES BY FUNCTIONS
STATED IN 2008 DOLLARS
LAST TEN FISCAL YEARS

	1999	2000	2001	2002	2003	2004	2005	2006	2007	2008
General Government	$4,968,905	$5,566,014	$5,218,489	$5,554,025	$3,973,460	$4,191,196	$3,535,932	$3,267,825	$2,981,205	$2,930,582
Public Safety	4,584,864	4,548,311	3,874,481	4,068,183	5,381,895	5,182,271	5,316,605	5,278,612	5,198,709	5,281,850
Public Works	3,404,750	3,416,462	3,751,428	7,146,603	5,374,892	4,444,819	10,687,075	4,462,582	4,656,952	5,410,994
Social Services	253,204	241,018	227,417	264,525	367,677	380,396	333,113	365,492	293,735	298,761
Recreation and Culture	991,747	395,053	571,138	766,989	713,283	415,582	545,698	458,763	704,176	724,027
Special Assessments	0	305,315	183,487	30,308	58,036	28,659	0	0	0	0
Debt Service	56,622	54,714	162,259	56,695	122,638	118,555	116,074	112,154	108,654	117,355
Transfers Out	3,218,636	2,948,411	2,305,379	2,305,091	4,315,192	1,710,363	2,483,409	3,590,107	2,797,464	4,174,269
TOTALS	$17,478,728	$17,475,298	$16,294,078	$20,192,419	$20,307,073	$16,471,841	$23,017,906	$17,535,535	$16,740,895	$18,937,838
% Variance vs Prior Year	10.9%	0.0%	-6.8%	23.9%	0.6%	-18.9%	39.7%	-23.8%	-4.5%	13.1%
% Variance vs 2008	-8.3%	-8.4%	-16.2%	6.2%	6.7%	-15.0%	17.7%	-8.0%	-13.1%	0.0%

General Fund Expenditures (2008 Dollars)

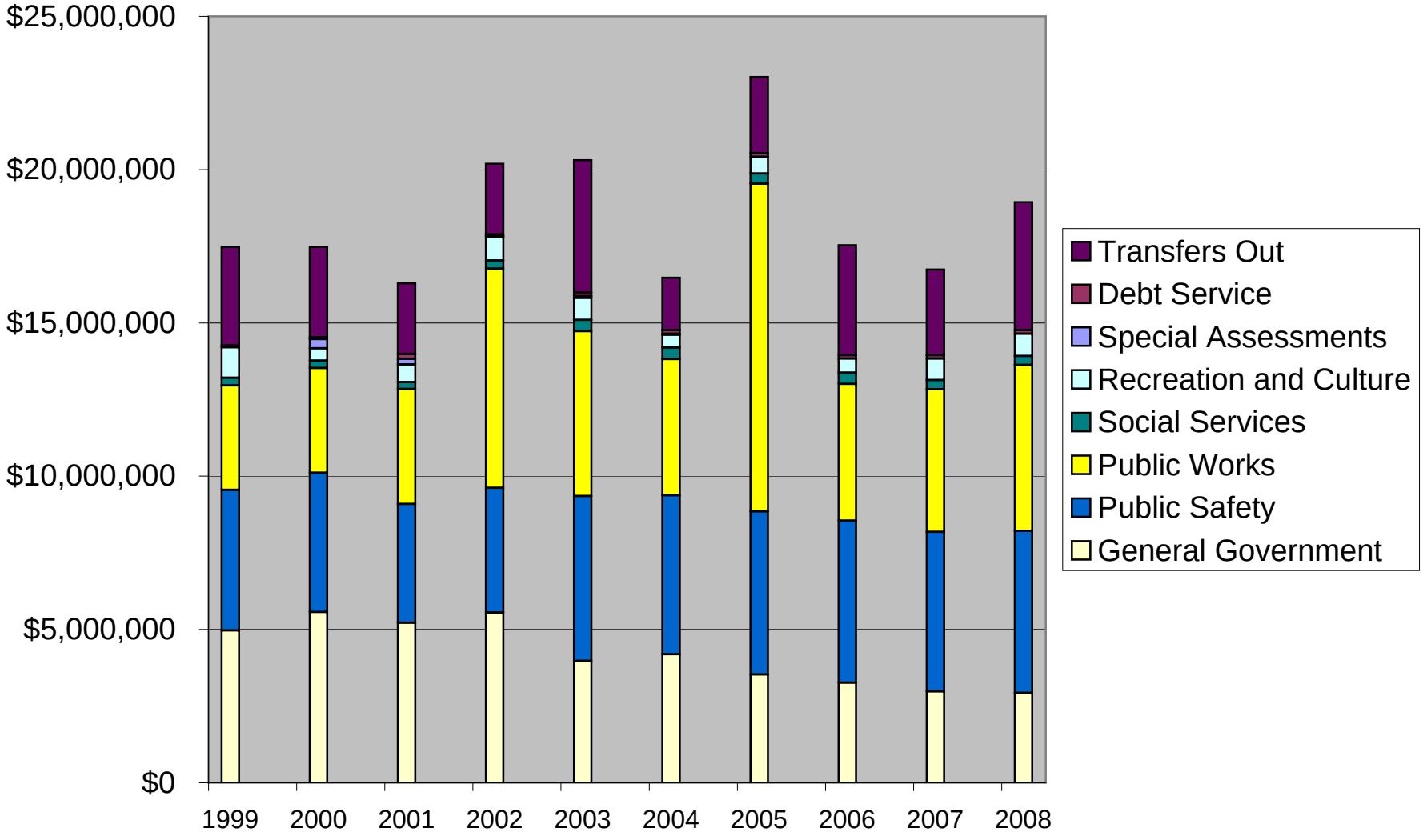

General Fund Expenditures (2008 Dollars)

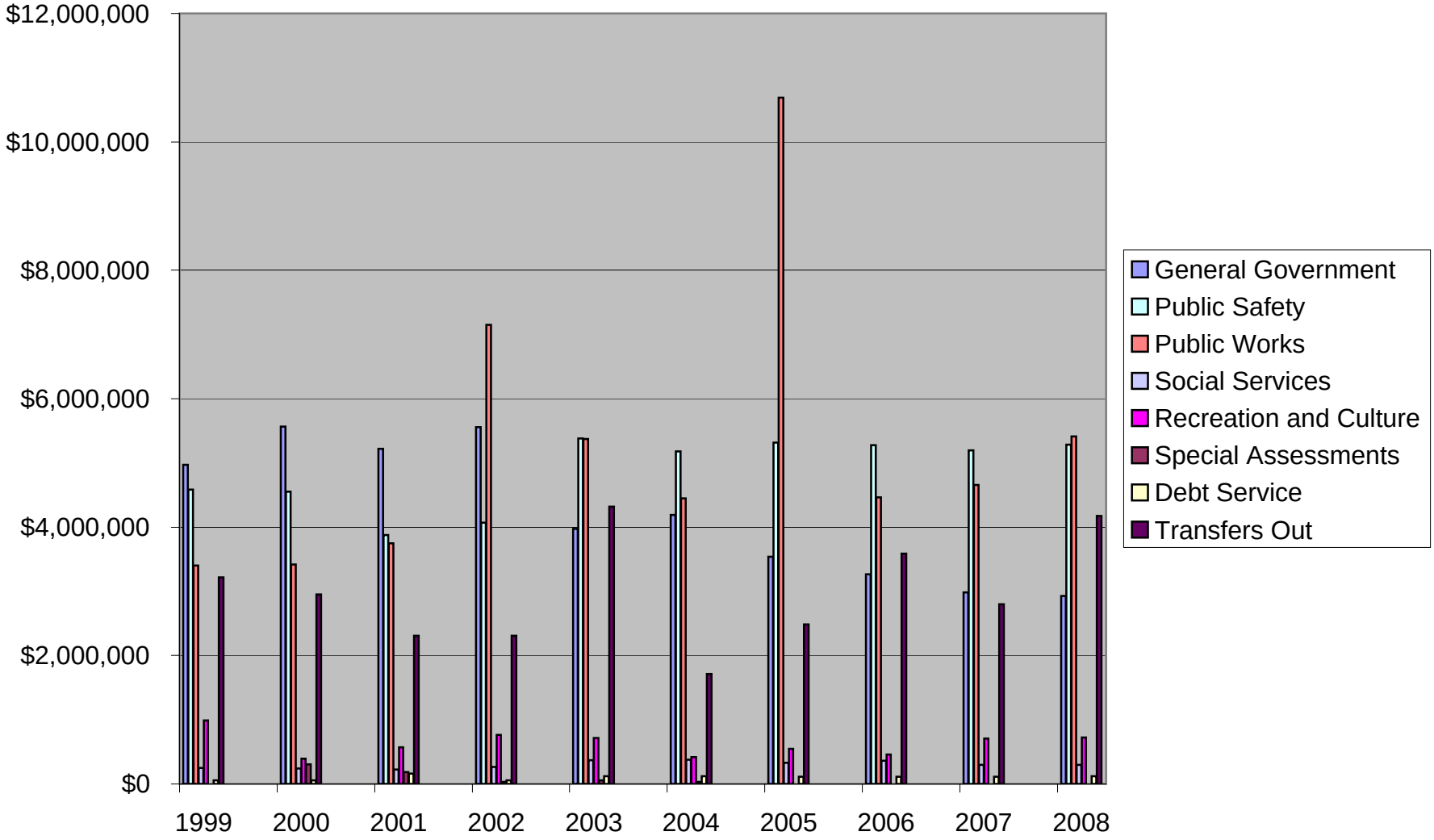

City of Marquette
General Fund Historical Expenditures
Stated in Actual Dollars

Dept Name	FY 99 Actual	FY 00 Actual	FY 01 Actual	FY 02 Actual	FY 03 Actual	FY 04 Actual	FY 05 Actual	FY 06 Actual	FY 07 Actual	FY 08 Actual	FY 99 thru FY 08 Average	FY 09 Budget	Variance FY 09 vs Avg	FY 10 Budget	FY 10 vs FY 09	Variance FY 10 vs Avg
Legislative	62,238	64,695	231,338	75,251	117,648	53,565	60,475	266,406	346,560	92,978	137,115	69,265	(67,850)	116,200	46,935	(20,915)
Executive	221,194	264,062	263,734	291,196	396,604	368,330	384,470	366,397	309,791	353,678	321,946	360,375	38,429	327,710	(32,665)	5,764
Finance	145,317	136,063	123,903	152,759	217,070	218,697	231,652	263,162	251,326	279,196	201,915	295,670	93,756	316,610	20,940	114,696
Clerk	40,943	45,382	41,538	45,672	132,431	161,256	136,029	78,388	158,648	166,740	100,703	161,370	60,667	175,585	14,215	74,882
Info Systems	161,889	299,508	359,535	756,937	577,563	425,160	492,362	375,619	382,766	560,564	439,190	526,445	87,255	0	(526,445)	(439,190)
Treasurer	109,664	120,425	119,560	118,185	180,740	167,640	175,475	189,342	223,167	207,589	161,179	223,765	62,586	287,975	64,210	126,796
Assessor	162,450	165,674	161,454	170,662	164,744	159,451	241,200	189,173	186,727	194,543	179,608	212,355	32,747	230,190	17,835	50,582
Elections	18,474	13,888	31,568	18,938	35,274	21,417	46,588	40,037	33,956	38,394	29,853	74,745	44,892	37,170	(37,575)	7,317
City Hall	108,378	189,502	147,561	134,431	222,618	131,023	194,926	150,235	242,250	264,790	178,571	217,605	39,034	502,550	284,945	323,979
Attorney	123,826	98,924	109,813	115,276	201,602	230,791	133,939	79,960	113,342	151,752	135,923	161,875	25,953	163,425	1,550	27,503
Human Resources	100,528	128,385	145,745	150,039	211,368	201,773	220,023	223,697	194,441	245,491	182,149	299,155	117,006	348,785	49,630	166,636
Cemetery	117,102	137,035	163,821	124,730	162,924	147,643	151,977	154,637	169,239	169,085	149,819	191,450	41,631	189,060	(2,390)	39,241
Arborist	14,149	9,662	13,307	20,769	74,382	132,255	124,517	130,625	139,327	0	65,899	0	(65,899)	0	0	(65,899)
Promotional	58,450	73,038	67,839	41,952	55,446	45,471	50,280	39,109	27,835	25,500	48,492	100,000	51,508	10,000	(90,000)	(38,492)
Police	1,835,346	1,864,236	1,891,591	2,057,263	2,872,400	2,849,765	2,802,837	2,943,463	2,972,324	3,186,759	2,527,598	3,254,985	727,387	3,526,050	271,065	998,452
Fire	1,647,307	1,719,534	1,260,409	1,287,646	1,646,128	1,643,273	1,904,990	1,938,209	1,965,621	2,077,081	1,709,020	2,227,340	518,320	2,345,920	118,580	636,900
Rental Code Enf	0	0	0	0	0	0	18,313	13,348	13,659	18,010	6,333	20,395	14,062	43,140	22,745	36,807
Public Works	1,422,375	1,293,568	1,595,961	4,517,576	2,552,155	1,905,890	7,131,857	2,030,038	2,101,282	2,953,157	2,750,386	2,498,255	(252,131)	2,737,125	238,870	(13,261)
Sidewalks	187,540	207,823	214,740	120,064	256,725	13,367	19,063	50,213	73,539	124,069	126,714	181,150	54,436	181,150	0	54,436
Engineering	215,907	215,952	266,220	274,620	441,025	665,055	707,783	735,455	721,319	739,053	498,239	750,170	251,931	851,790	101,620	353,551
Sanitation	760,419	964,944	961,665	942,994	1,188,362	1,144,322	1,516,945	1,191,959	1,230,891	1,425,630	1,132,813	1,333,000	200,187	1,333,000	0	200,187
Senior Services	192,333	189,907	185,010	217,496	308,694	329,805	296,116	338,932	279,773	298,760	263,683	355,825	92,142	0	(355,825)	(263,683)
Planning/Zoning	82,650	97,945	116,316	128,817	325,632	246,413	221,689	218,975	218,899	266,133	192,347	361,785	169,438	363,975	2,190	171,628
Parks & Rec	565,234	138,816	150,246	403,389	403,025	190,894	302,008	235,986	262,070	386,847	303,852	180,450	(123,402)	187,950	7,500	(115,902)
Swimming Areas	35,971	35,794	38,384	51,285	51,242	38,327	38,433	45,890	47,056	58,479	44,086	42,620	(1,466)	46,710	4,090	2,624
Community Center	29,809	22,825	23,262	24,553	31,332	9,747	16,138	20,792	21,763	0	20,022	0	(20,022)	0	0	(20,022)
Tourist Park	66,586	80,097	225,535	112,541	93,736	94,109	101,846	97,185	171,150	95,255	113,804	89,635	(24,169)	114,475	24,840	671
Shiras Pool	41,580	33,740	27,211	38,860	19,524	27,233	26,669	25,572	28,593	19,211	28,819	0	(28,819)	0	0	(28,819)
Cultural Events	259,455	155,072	224,611	270,580	244,407	213,904	221,620	194,204	161,836	164,236	210,993	176,880	(34,113)	195,280	18,400	(15,713)
Special Assess	0	240,568	149,272	24,920	48,726	24,845	0	0	0	0	48,833	0	(48,833)	0	0	(48,833)
Fringe Benefits	1,600,010	1,698,524	1,890,865	1,902,720	0	0	0	0	0	0	709,212	0	(709,212)	0	0	(709,212)
Community Dev	329,234	504,000	0	0	0	0	0	0	0	0	83,323	0	(83,323)	0	0	(83,323)
Insurance	70,015	189,174	46,188	68,441	89,964	111,285	111,026	136,236	128,031	83,233	103,359	88,230	(15,129)	86,325	(1,905)	(17,034)
Compliance	2,552	4,357	0	0	0	0	0	0	0	0	691	0	(691)	0	0	(691)
Debt Service	43,010	43,111	132,002	46,615	102,964	102,787	103,183	104,005	103,489	117,355	89,852	104,645	14,793	0	(104,645)	(89,852)
Transfers Out	2,444,869	2,323,155	1,875,490	1,895,273	3,622,948	2,205,622	2,277,101	3,398,717	2,664,497	4,174,270	2,688,194	3,183,330	495,136	4,436,025	1,252,695	1,747,831
TOTALS	13,276,804	13,769,385	13,255,694	16,602,450	17,049,403	14,281,115	20,461,530	16,265,966	15,945,167	18,937,838	15,984,535	17,742,770	1,758,235	19,154,175	1,411,405	3,169,640
% Variance vs Previous Year	13.1%	3.7%	-3.7%	25.2%	2.7%	-16.2%	43.3%	-20.5%	-2.0%	18.8%		11.3%	11.0%	8.0%		19.8%

City of Marquette
General Fund Historical Expenditures
Stated in Year 2008 Dollars

Dept Name	FY 99 Actual	FY 00 Actual	FY 01 Actual	FY 02 Actual	FY 03 Actual	FY 04 Actual	FY 05 Actual	FY 06 Actual	FY 07 Actual	FY 08 Actual	FY 99 thru FY 08 Average	FY 09 Budget	Variance FY 09 vs Avg	FY 10 Budget	FY 10 vs FY 09	Variance FY 10 vs Avg
Legislative	81,935	82,107	284,364	91,523	140,127	61,782	68,030	287,283	363,855	92,978	155,398	69,265	(86,133)	116,200	46,935	(39,198)
Executive	291,199	335,132	324,185	354,162	472,384	424,832	432,504	395,109	325,251	353,678	370,844	360,375	(10,469)	327,710	(32,665)	(43,134)
Elections	191,308	172,683	152,303	185,790	258,546	252,245	260,594	283,784	263,868	279,196	230,032	295,670	65,638	316,610	20,940	86,578
Finance	53,901	57,596	51,059	55,548	157,735	185,993	153,024	84,531	166,565	166,740	113,269	161,370	48,101	175,585	14,215	62,316
Assessor	213,125	380,118	441,945	920,610	687,919	490,380	553,876	405,054	401,868	560,564	505,546	526,445	20,899	0	(526,445)	(505,546)
Attorney	144,371	152,836	146,965	143,740	215,274	193,356	197,398	204,180	234,304	207,589	184,001	223,765	39,764	287,975	64,210	103,974
Clerk	213,863	210,264	198,461	207,564	196,222	183,911	271,334	203,997	196,045	194,543	207,621	212,355	4,734	230,190	17,835	22,569
Human Resources	24,321	17,626	38,804	23,033	42,014	24,702	52,409	43,174	35,651	38,394	34,013	74,745	40,732	37,170	(37,575)	3,157
Treasurer	142,678	240,505	181,384	163,499	265,154	151,122	219,279	162,008	254,339	264,790	204,476	217,605	13,129	502,550	284,945	298,074
Info Systems	163,015	125,549	134,984	140,202	240,123	266,194	150,673	86,226	118,998	151,752	157,772	161,875	4,103	163,425	1,550	5,653
City Hall	132,344	162,939	179,152	182,482	251,755	232,725	247,512	241,227	204,144	245,491	207,977	299,155	91,178	348,785	49,630	140,808
Cemetery	154,163	173,917	201,371	151,701	194,054	170,291	170,964	166,755	177,685	169,085	172,999	191,450	18,451	189,060	(2,390)	16,061
Forestry	18,627	12,262	16,357	25,260	88,594	152,543	140,074	140,861	146,280	0	74,086	0	(74,086)	0	0	(74,086)
Promotional	76,949	92,696	83,389	51,023	66,040	52,446	56,562	42,174	29,224	25,500	57,600	100,000	42,400	10,000	(90,000)	(47,600)
Police	2,416,208	2,365,979	2,325,169	2,502,108	3,421,236	3,286,919	3,153,011	3,174,124	3,120,655	3,186,759	2,895,217	3,254,985	359,768	3,526,050	271,065	630,833
Fire	2,168,657	2,182,332	1,549,312	1,566,075	1,960,658	1,895,351	2,142,991	2,090,094	2,063,713	2,077,081	1,969,626	2,227,340	257,714	2,345,920	118,580	376,294
Rental Code Enf	0	0	0	0	0	0	20,601	14,394	14,341	18,010	6,735	20,395	13,660	43,140	22,745	36,405
Planning	1,872,537	1,641,721	1,961,777	5,494,417	3,039,801	2,198,254	8,022,881	2,189,119	2,206,144	2,953,157	3,157,981	2,498,255	(659,726)	2,737,125	238,870	(420,856)
Public Works	246,894	263,757	263,961	146,026	305,778	15,417	21,445	54,148	77,209	124,069	151,870	181,150	29,280	181,150	0	29,280
Sidewalks	284,239	274,074	327,241	334,001	525,293	767,075	796,210	793,088	757,316	739,053	559,759	750,170	190,411	851,790	101,620	292,031
Engineering	1,001,081	1,224,651	1,182,092	1,146,899	1,415,425	1,319,861	1,706,466	1,285,365	1,292,317	1,425,630	1,299,979	1,333,000	33,021	1,333,000	0	33,021
Sanitation	253,204	241,019	227,417	264,525	367,677	380,397	333,111	365,492	293,735	298,760	302,534	355,825	53,291	0	(355,825)	(302,534)
Senior Services	108,808	124,306	142,977	156,671	387,851	284,213	249,386	236,135	229,823	266,133	218,630	361,785	143,155	363,975	2,190	145,345
Parks & Rec	744,123	176,177	184,684	490,614	480,032	220,177	339,740	254,479	275,148	386,847	355,202	180,450	(174,752)	187,950	7,500	(167,252)
Swimming Areas	47,355	45,428	47,182	62,374	61,033	44,206	43,235	49,486	49,404	58,479	50,818	42,620	(8,198)	46,710	4,090	(4,108)
Community Center	39,243	28,968	28,594	29,862	37,319	11,242	18,154	22,421	22,849	0	23,865	0	(23,865)	0	0	(23,865)
Tourist Park	87,660	101,654	277,231	136,876	111,646	108,545	114,570	104,801	179,691	95,255	131,793	89,635	(42,158)	114,475	24,840	(17,318)
Shiras Pool	54,739	42,821	33,448	47,263	23,254	31,411	30,001	27,576	30,020	19,211	33,974	0	(33,974)	0	0	(33,974)
Cultural Events	341,569	196,808	276,095	329,088	291,106	246,717	249,308	209,423	169,912	164,236	247,426	176,880	(70,546)	195,280	18,400	(52,146)
Special Assess	0	305,315	183,487	30,308	58,036	28,656	0	0	0	0	60,580	0	(60,580)	0	0	(60,580)
Fringe Benefits	2,106,391	2,155,667	2,324,277	2,314,148	0	0	0	0	0	0	890,048	0	(890,048)	0	0	(890,048)
Community Dev	433,432	639,647	0	0	0	0	0	0	0	0	107,308	0	(107,308)	0	0	(107,308)
Insurance	92,174	240,089	56,775	83,240	107,154	128,356	124,897	146,912	134,420	83,233	119,725	88,230	(31,495)	86,325	(1,905)	(33,400)
Compliance	3,360	5,530	0	0	0	0	0	0	0	0	889	0	(889)	0	0	(889)
Debt Service	56,622	54,714	162,259	56,695	122,638	118,555	116,074	112,155	108,654	117,355	102,572	104,645	2,073	0	(104,645)	(102,572)
Transfers Out	3,218,636	2,948,412	2,305,378	2,305,090	4,315,193	2,543,965	2,561,592	3,665,053	2,797,466	4,174,270	3,083,506	3,183,330	99,824	4,436,025	1,252,695	1,352,519
TOTALS	17,478,729	17,475,298	16,294,078	20,192,418	20,307,073	16,471,840	23,017,906	17,540,628	16,740,895	18,937,838	18,445,670	17,742,770	(702,900)	19,154,175	1,411,405	708,505
% Variance vs Previous Year	10.9%	0.0%	-6.8%	23.9%	0.6%	-18.9%	39.7%	-23.8%	-4.6%	13.1%		6.0%	-3.8%	8.0%		3.8%

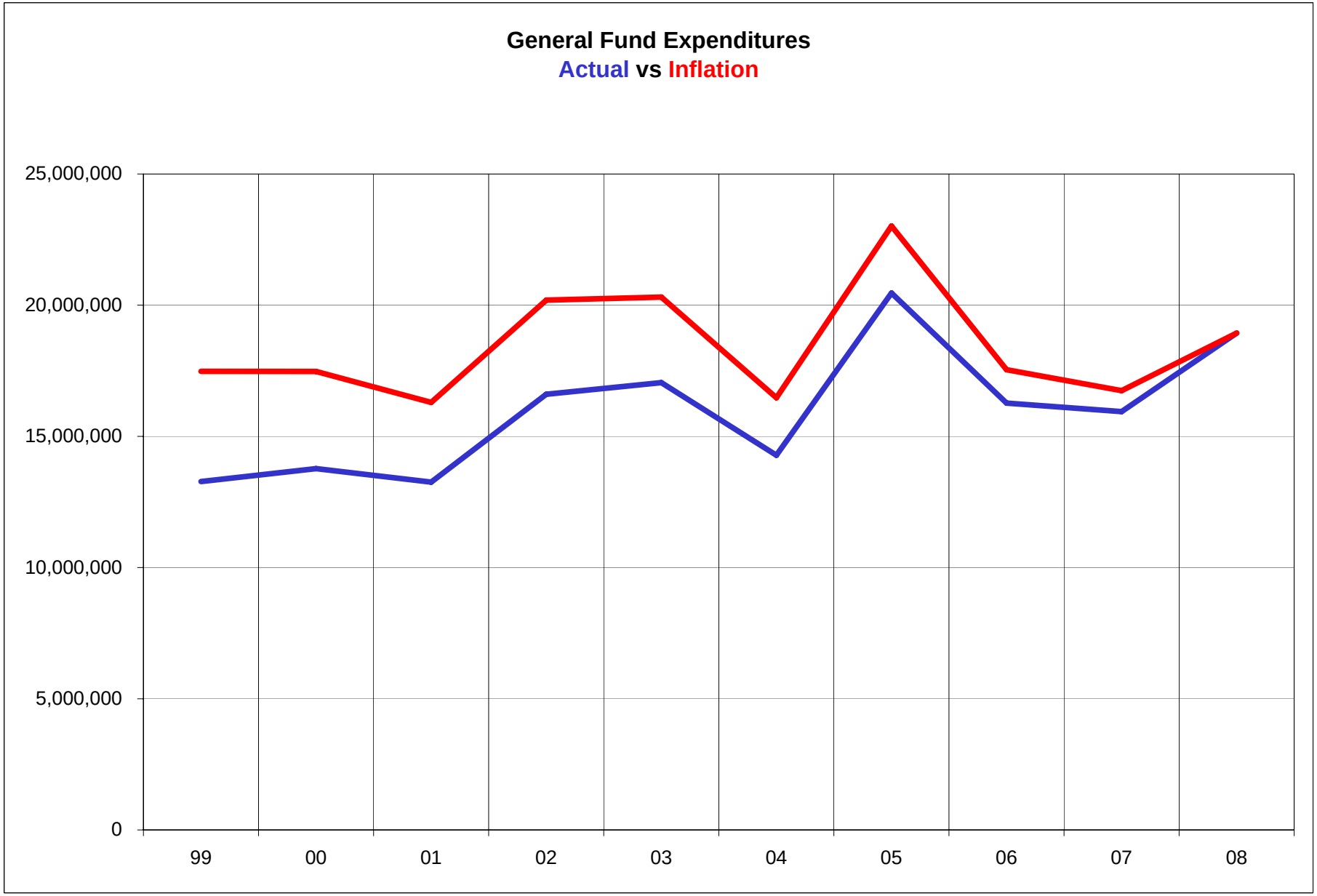
General Fund Expenditures
Actual vs Inflation
25,000,000
20,000,000
15,000,000
10,000,000
5,000,000
0
99
00
01
02
03
04
05
06
07
08

CITY OF MARQUETTE
General Fund Expenditures By Function
Commission Approved FY 2009-10

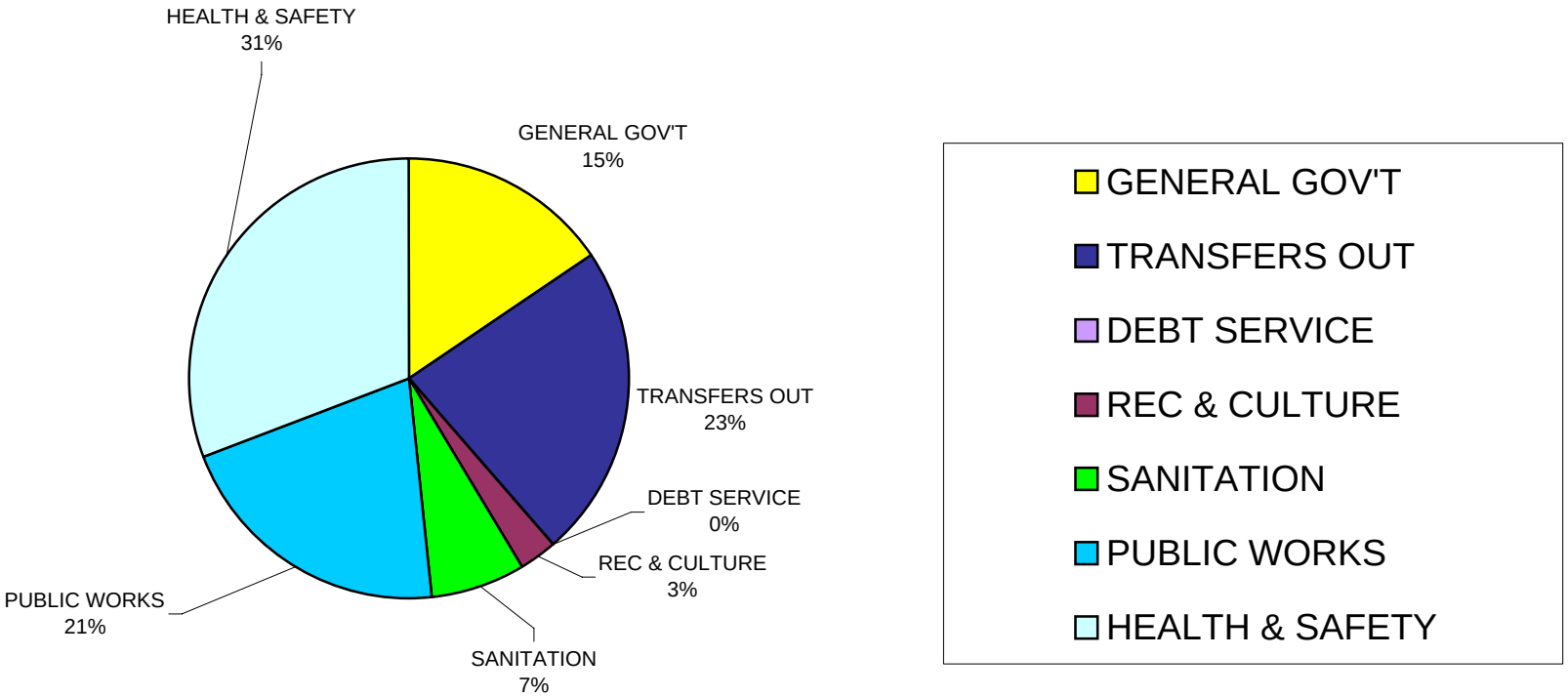

CITY OF MARQUETTE
General Fund Expenditures By Function
Estimated FY 2008-09

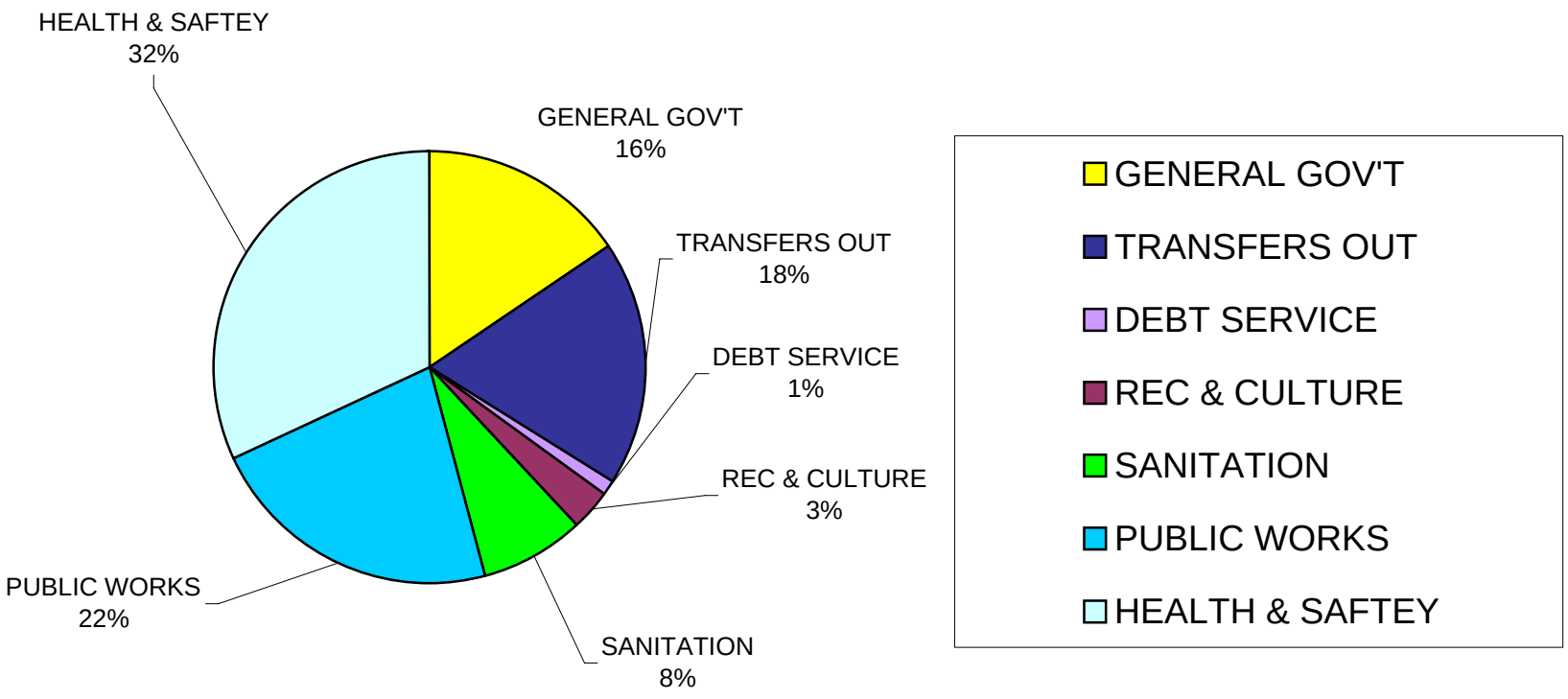

CITY OF MARQUETTE
General Fund Expenditures By Type
Commission Approved FY 2009-10

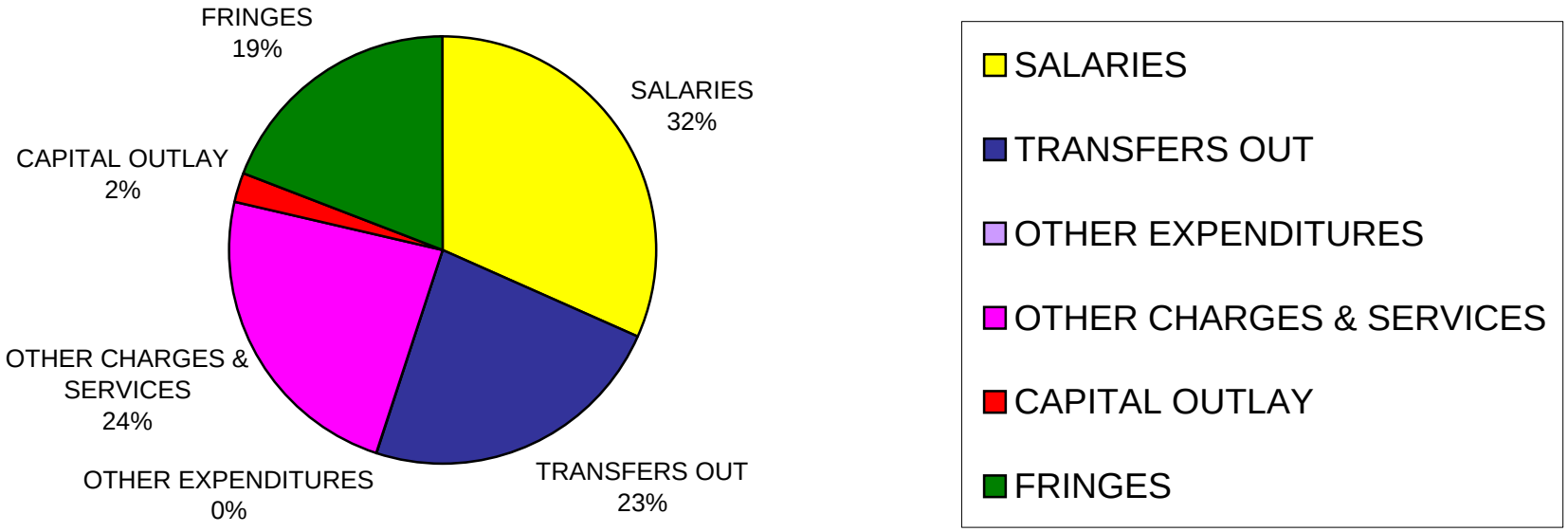

CITY OF MARQUETTE
General Fund Expenditures By Type
Estimated FY 2008-09

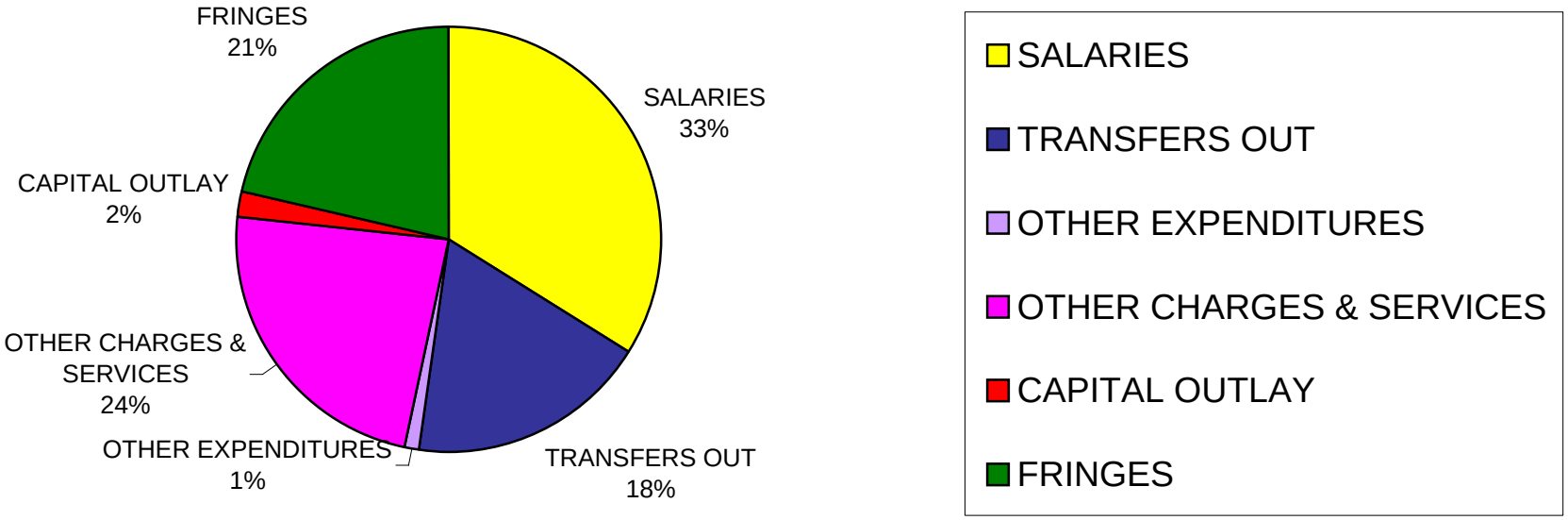

CITY OF MARQUETTE
EXPENDITURES
2009-2010 FISCAL YEAR

SUMMARY

ACCOUNT NUMBER	CENTRAL ADMINISTRATION EXPENDITURES	2005-06 ACTUAL	2006-07 ACTUAL	2007-08 ACTUAL	2008-09 BUDGET	2008-09 YEAR END ESTIMATE	2009-10 DEPT REQUEST	2009-10 CITY MGR REC	2009-10 COMMISSION APPROVED
101-XXX-00000-702-0000	SALARIES & WAGES	811,008	755,841	826,056	860,830	867,550	840,295	840,295	840,295
101-XXX-00000-703-0000	ACCRUED LEAVE RESERVE	(40,740)	16,000	10,847	0	0	0	0	0
101-XXX-00000-714-0000	FRINGE BENEFITS	4,332	8,130	14,885	15,250	15,105	15,750	15,750	15,750
101-XXX-00000-715-0000	LONGEVITY	4,892	2,763	3,600	3,650	3,650	3,615	3,615	3,615
101-XXX-00000-716-0000	SOCIAL SECURITY	64,954	58,228	63,357	67,300	67,915	65,775	65,775	65,775
101-XXX-00000-717-0000	HEALTH INSURANCE	227,794	152,239	199,017	237,165	256,930	244,120	244,120	244,120
101-XXX-00000-718-0000	LIFE INSURANCE	1,719	1,396	1,625	1,845	1,810	1,755	1,755	1,755
101-XXX-00000-719-0000	UNEMPLOYMENT INSURANCE	1,280	958	2,604	2,910	2,235	1,815	1,815	1,815
101-XXX-00000-720-0000	DISABILITY INSURANCE	3,368	3,713	3,865	1,120	1,110	1,210	1,210	1,210
101-XXX-00000-721-0000	WORKERS COMP	6,008	3,193	2,848	3,105	3,325	3,625	3,625	3,625
101-XXX-00000-722-0000	RETIREMENT-MERS	59,820	72,015	97,709	133,400	144,360	140,805	140,805	140,805
101-XXX-00000-724-0000	RETIREMENT-ICMA	36,799	24,892	28,642	27,350	27,045	22,680	22,680	22,680
101-XXX-00000-727-0000	OFFICE SUPPLIES	30,874	26,177	21,854	24,925	22,875	21,425	21,425	21,425
101-XXX-00000-728-0000	POSTAGE	5,913	6,316	10,605	9,425	10,260	10,375	10,375	10,375
101-XXX-00000-730-0000	COST OF SALES	1,563	3,141	5,726	4,750	3,500	4,750	4,750	4,750
101-XXX-00000-740-0000	OPERATING SUPPLIES	7,689	5,431	4,701	8,000	6,100	5,000	5,000	5,000
101-XXX-00000-775-0000	REPAIR & MAINTENANCE SUPPLIES	404	263	0	0	0	0	0	0
101-XXX-00000-801-0000	PROFESSIONAL & CONTRACTUAL	128,974	185,845	207,825	237,800	293,110	243,650	243,650	243,650
101-XXX-00000-803-0000	LOCAL TRAINING-MANAGERIAL	2,625	5,000	2,500	2,500	2,500	2,500	2,500	2,500
101-XXX-00000-804-0000	PHYSICALS/DRUG SCREENING	2,130	1,848	649	1,680	805	1,850	1,850	1,850
101-XXX-00000-812-0000	TECHNOLOGY SVCS FUND FEE	0	0	0	0	0	176,020	176,020	176,020
101-XXX-00000-850-0000	COMMUNICATIONS	11,721	10,851	11,045	11,600	10,445	0	0	0
101-XXX-00000-860-0000	TRANSPORTATION	9,690	21,668	17,477	25,550	23,745	23,550	23,550	23,550
101-XXX-00000-880-0000	COMMUNITY PROMOTION	318	169	0	20,000	20,000	20,000	20,000	20,000
101-XXX-00000-881-0000	KBIC	90,000	42,200	41,818	0	26,000	0	0	0
101-XXX-00000-882-0000	GRANT PASS THRU	143,287	240,138	10,878	0	33,420	0	0	0
101-XXX-00000-900-0000	PRINTING & PUBLISHING	25,203	20,265	20,909	25,900	12,875	24,125	24,125	24,125
101-XXX-00000-910-0000	PROPERTY INSURANCE	0	0	487	570	540	565	565	565
101-XXX-00000-920-0000	UTILITIES	389	0	0	0	0	0	0	0
101-XXX-00000-930-0000	REPAIR & MAINTENANCE	1,993	913	909	1,500	2,400	2,400	2,400	2,400
101-XXX-00000-940-0000	RENTAL	43,285	41,292	45,902	42,850	50,185	36,100	36,100	36,100
101-XXX-00000-945-0000	VEHICLE RENTAL	0	0	0	0	1,420	800	800	800
101-XXX-00000-957-0000	SPECIAL EVENTS	25,600	39,643	29,093	32,000	28,000	32,000	32,000	32,000
101-XXX-00000-958-0000	UNCOLLECTIBLE ACCOUNTS	1,709	29,508	0	0	0	0	0	0
101-XXX-00000-959-0000	CONTRIBUTIONS	18,000	25,000	25,500	85,000	10,500	0	0	10,000
101-XXX-00000-960-0000	MEMBERSHIP FEES	8,103	8,069	8,082	8,700	8,775	8,800	8,800	8,800
101-XXX-00000-961-0000	EMPLOYEE BENEFITS	0	1,802	4,540	5,425	5,190	5,500	5,500	5,500
101-XXX-00000-977-0000	CAPITAL OUTLAY - EQUIPMENT	0	5,995	0	21,000	21,975	7,885	7,885	7,885
	TOTAL	**1,740,704**	**1,820,902**	**1,725,555**	**1,923,100**	**1,985,655**	**1,968,740**	**1,968,740**	**1,978,740**
	SALARIES	770,268	771,841	836,903	860,830	867,550	840,295	840,295	840,295
	FRINGES	410,966	327,527	418,152	493,095	523,485	501,150	501,150	501,150
	SUPPLIES & SERVICES	559,470	715,539	470,500	548,175	572,645	619,410	619,410	629,410
	CAPITAL OUTLAY	0	5,995	0	21,000	21,975	7,885	7,885	7,885
	DEBT SERVICE	0	0	0	0	0	0	0	0
	TRANSFERS OUT	0	0	0	0	0	0	0	0
	TOTAL	**1,740,704**	**1,820,902**	**1,725,555**	**1,923,100**	**1,985,655**	**1,968,740**	**1,968,740**	**1,978,740**

Includes: 101 Legislative, 172 Executive, 202 Finance, 215 City Clerk, 253 Treasurer, 262 Elections, 266 City Attorney, 270 Human Resources, 290 Promotional, 800 Cultural Events.

DEPARTMENTAL FACT SHEET
2009-2010 FISCAL YEAR

Existing ___X___ New _____

DEPARTMENT & ACTIVITY Legislative **Account No.** 101-101

I. FUNCTION:

The Commission constitutes the legislative and governing body of the City and has the power and authority to adopt laws, ordinances and resolutions and to exercise all powers conferred upon or possessed by the City.

II. REVENUE APPLICABLE TO THIS ACCOUNT:

Wedding Fees	$300.00
Total	$300.00

III. AUTHORIZED POSITIONS:

6	Commissioners	$90/meeting or work session ($4,850 Max/Yr.)
1	Mayor	$90/meeting or work session ($4,850 Max/Yr.) Additional $2,000 per year (Paid Quarterly)

IV. PROGRAM STATISTICS;

	01-02	02-03	03-04	04-05	05-06	06-07	07-08
Regular Commission Meetings	24	24	24	24	24	24	24
Special Commission Meetings	8	10	10	4	15	11	10
Work Sessions	5	5	8	11	15	20	10

CITY OF MARQUETTE
EXPENDITURES
2009-2010 FISCAL YEAR

COMPONENT OF
CENTRAL ADMINISTRATION

ACCOUNT NUMBER	101 LEGISLATIVE EXPENDITURES	2005-06 ACTUAL	2006-07 ACTUAL	2007-08 ACTUAL	2008-09 BUDGET	2008-09 YEAR END ESTIMATE	2009-10 DEPT REQUEST	2009-10 CITY MGR REC	2009-10 COMMISSION APPROVED
101-101-00000-702-0000	SALARIES & WAGES	18,825	19,375	22,010	35,950	35,950	35,950	35,950	35,950
101-101-00000-716-0000	SOCIAL SECURITY	1,441	1,483	1,684	2,750	2,750	2,750	2,750	2,750
101-101-00000-721-0000	WORKERS COMP	40	32	80	65	55	70	70	70
101-101-00000-727-0000	OFFICE SUPPLIES	2,255	2,226	235	2,600	2,000	2,000	2,000	2,000
101-101-00000-801-0000	PROFESSIONAL & CONTRACTUAL	908	0	2,450	5,000	8,900	5,000	5,000	5,000
101-101-06500-801-0000	MML CONVENTION	0	30,220	0	0	0	0	0	0
101-101-00000-812-0000	TECHNOLOGY SVCS FUND FEE	0	0	0	0	0	32,430	32,430	32,430
101-101-00000-860-0000	TRANSPORTATION	2,746	5,786	6,305	5,000	6,895	6,000	6,000	6,000
101-101-00000-880-0000	ECONOMIC DEVELOPMENT	0	169	0	20,000	20,000	20,000	20,000	20,000
101-101-00000-881-0000	KBIC	90,000	42,200	41,818	0	26,000	0	0	0
101-101-00000-882-0000	GRANT PASS THRU	143,092	238,203	10,878	0	33,420	0	0	0
101-101-00000-900-0000	PRINTING & PUBLISHING	98	0	0	5,000	500	5,000	5,000	5,000
101-101-00000-940-0000	RENTAL	558	214	725	900	750	0	0	0
101-101-00000-960-0000	MEMBERSHIP FEES	6,443	6,652	6,794	7,000	7,050	7,000	7,000	7,000
	TOTAL	**266,406**	**346,560**	**92,979**	**84,265**	**144,270**	**116,200**	**116,200**	**116,200**
	SALARIES	18,825	19,375	22,010	35,950	35,950	35,950	35,950	35,950
	FRINGES	1,481	1,515	1,764	2,815	2,805	2,820	2,820	2,820
	SUPPLIES & SERVICES	246,100	325,670	69,205	45,500	105,515	77,430	77,430	77,430
	CAPITAL OUTLAY	0	0	0	0	0	0	0	0
	DEBT SERVICE	0	0	0	0	0	0	0	0
	TRANSFERS OUT	0	0	0	0	0	0	0	0
	TOTAL	**266,406**	**346,560**	**92,979**	**84,265**	**144,270**	**116,200**	**116,200**	**116,200**

882-Grant Pass Thru is for Commons Ice Rink.
960-Membership Fee is for Michigan Municipal League.
801-Appraisal for McClellan 08/09.
880-LSCP = $15,000.

DEPARTMENTAL FACT SHEET
2009-2010 FISCAL YEAR

Existing __X___ New _____

DEPARTMENT & ACTIVITY City Manager--Executive **Account No.** 101-172

I. FUNCTION:

To administer all departments of the City, enforce all laws and ordinances, protect the interests of the City and its citizens, recommend an annual budget, administer the budget, advise the Commission on matters of policy, and carry out the directives of the Commission.

II. REVENUE APPLICABLE TO THIS ACCOUNT:

	04/05	05/06	06/07	07/08
Grant Awards	$2,150,139	$1,479,357	$1,233,778	$654,481

III. AUTHORIZED POSITIONS:

1	City Manager	$ 98,265
1	Assistant City Manager (10%)	$ 7,806
1	Executive Assistant	$ 48,885
1	Clerical Aide	$ 12,977

IV. PROGRAM STATISTICS:

MEETINGS ATTENDED:	04/05	05/06	06/07	07/08
Regular Commission Meetings	24	24	24	24
Special Commission Meetings		4	15	11
10				
Work Sessions	11	15	20	10
Downtown Development Authority	12	12	10	9
Michigan Municipal League	5	3	2	2
Michigan Local Government Mgmt Assoc.	0	0	0	1
ICMA		0	1	1
UP Labor-Management Annual Meeting		1	1	1
MEDC Workshops		0	1	1

CITY OF MARQUETTE
EXPENDITURES
2009-2010 FISCAL YEAR

COMPONENT OF
CENTRAL ADMINISTRATION

ACCOUNT NUMBER	172 EXECUTIVE EXPENDITURES	2005-06 ACTUAL	2006-07 ACTUAL	2007-08 ACTUAL	2008-09 BUDGET	2008-09 YEAR END ESTIMATE	2009-10 DEPT REQUEST	2009-10 CITY MGR REC	2009-10 COMMISSION APPROVED
101-172-00000-702-0000	SALARIES & WAGES	229,467	202,115	217,566	209,740	204,570	167,935	167,935	167,935
101-172-00000-703-0000	ACCRUED LEAVE RESERVE	0	3,000	3,427	0	0	0	0	0
101-172-00000-714-0000	FRINGE BENEFITS	4,332	8,130	14,885	15,250	15,105	15,750	15,750	15,750
101-172-00000-715-0000	LONGEVITY	788	305	555	510	510	360	360	360
101-172-00000-716-0000	SOCIAL SECURITY	17,640	15,988	17,380	17,250	16,845	14,080	14,080	14,080
101-172-00000-717-0000	HEALTH INSURANCE	65,815	24,863	41,810	53,420	44,570	52,860	52,860	52,860
101-172-00000-718-0000	LIFE INSURANCE	297	420	434	495	475	290	290	290
101-172-00000-719-0000	UNEMPLOYMENT INSURANCE	286	183	533	545	415	285	285	285
101-172-00000-720-0000	DISABILITY INSURANCE	982	1,316	1,265	0	0	0	0	0
101-172-00000-721-0000	WORKERS COMP INSURANCE	1,856	968	756	810	960	795	795	795
101-172-00000-722-0000	RETIREMENT-MERS	12,733	29,740	30,758	36,695	49,295	40,620	40,620	40,620
101-172-00000-724-0000	RETIREMENT-ICMA	16,424	12,120	13,127	10,810	11,165	5,420	5,420	5,420
101-172-00000-727-0000	OFFICE SUPPLIES	2,433	1,085	1,656	2,500	2,000	0	0	0
101-172-00000-801-0000	PROFESSIONAL & CONTRACTUAL	4,837	0	0	0	0	0	0	0
101-172-00000-812-0000	TECHNOLOGY SVCS FUND FEE	0	0	0	0	0	19,640	19,640	19,640
101-172-00000-850-0000	COMMUNICATIONS	2,012	1,690	1,965	2,300	2,000	0	0	0
101-172-00000-860-0000	TRANSPORTATION	4,185	6,823	6,186	8,000	7,000	8,000	8,000	8,000
101-172-00000-880-0000	COMMUNITY PROMOTION	318	0	0	0	0	0	0	0
101-172-00000-900-0000	PRINTING & PUBLISHING	0	0	112	100	100	125	125	125
101-172-00000-930-0000	REPAIR & MAINTENANCE	22	0	0	250	250	250	250	250
101-172-00000-940-0000	RENTAL	530	262	465	500	500	0	0	0
101-172-00000-960-0000	MEMBERSHIP FEES	1,440	783	798	1,200	1,200	1,300	1,300	1,300
	TOTAL	**366,397**	**309,791**	**353,678**	**360,375**	**356,960**	**327,710**	**327,710**	**327,710**
	SALARIES	229,467	205,115	220,993	209,740	204,570	167,935	167,935	167,935
	FRINGES	121,153	94,033	121,503	135,785	139,340	130,460	130,460	130,460
	SUPPLIES & SERVICES	15,777	10,643	11,182	14,850	13,050	29,315	29,315	29,315
	CAPITAL OUTLAY	0	0	0	0	0	0	0	0
	DEBT SERVICE	0	0	0	0	0	0	0	0
	TRANSFERS OUT	0	0	0	0	0	0	0	0
	TOTAL	**366,397**	**309,791**	**353,678**	**360,375**	**356,960**	**327,710**	**327,710**	**327,710**

714-Fringe Benefits reflect $8,250 Deferred Comp, $1,500 job related expenses, $6,000 auto allowance per Manager's contract.

DEPARTMENTAL FACT SHEET
2009-2010 FISCAL YEAR

Existing__X___ New_____

DEPARTMENT & ACTIVITY Finance **Account No.** 101-202

I. FUNCTION:

Maintain the accounting system for the City including payroll, receivables, receipts, accounts payable, project accounting and fixed assets; provide timely financial information to various City Departments and external agencies; provide accounting services for the Peter White Public Library; invest the City's idle cash and develop a cash management system; account for the MERS and Fire/Police Pension Systems; complete Federal and State reporting requirements for taxes and operations.

II. REVENUE APPLICABLE TO THIS ACCOUNT:

None

III. AUTHORIZED POSITIONS:

1	Finance Director	$86,111
1	Clerk-Accounts Payable	36,400
1	Staff Accountant	44,616

IV. PROGRAM STATISTICS Prior Three Fiscal Years:

	2006-07	2007-08	2008-09
Total Budget	**$67,202,986**	**$70,767,160**	**$58,016,160**

Maintain records for the following funds:

1 General Fund
7 Special Revenue Funds
9 Debt Service Funds
1 Capital Project Funds
4 Enterprise Funds
2 Internal Service Funds
4 Trust & Agency Funds
1 Pension Trust Fund
Total 29 Funds

Maintain General Fixed Assets Account Group and General Long Term Debt Group.

CITY OF MARQUETTE
EXPENDITURES
2009-2010 FISCAL YEAF

COMPONENT OF
CENTRAL ADMINISTRATION

ACCOUNT NUMBER	202 FINANCE & ACCOUNTING EXPENDITURES	2005-06 ACTUAL	2006-07 ACTUAL	2007-08 ACTUAL	2008-09 BUDGET	2008-09 YEAR END ESTIMATE	2009-10 DEPT REQUEST	2009-10 CITY MGR REC	2009-10 COMMISSION APPROVED
101-202-00000-702-0000	SALARIES & WAGES	141,000	132,091	149,762	161,860	162,350	171,230	171,230	171,230
101-202-00000-703-0000	ACCRUED LEAVE RESERVE	0	6,000	1,890	0	0	0	0	0
101-202-00000-715-0000	LONGEVITY	900	615	615	615	615	615	615	615
101-202-00000-716-0000	SOCIAL SECURITY	10,676	10,044	11,009	12,430	12,470	13,150	13,150	13,150
101-202-00000-717-0000	HEALTH INSURANCE	50,281	32,657	46,004	51,370	48,020	51,380	51,380	51,380
101-202-00000-718-0000	LIFE INSURANCE	324	288	374	435	420	460	460	460
101-202-00000-719-0000	UNEMPLOYMENT INSURANCE	167	167	440	440	275	275	275	275
101-202-00000-720-0000	DISABILITY INSURANCE	846	907	961	520	515	575	575	575
101-202-00000-721-0000	WORKERS COMP INSURANCE	808	425	612	585	495	740	740	740
101-202-00000-722-0000	RETIREMENT-MERS	7,197	5,852	9,934	11,760	11,760	13,545	13,545	13,545
101-202-00000-724-0000	RETIREMENT-ICMA	10,239	10,152	10,700	11,455	10,935	11,770	11,770	11,770
101-202-00000-727-0000	OFFICE SUPPLIES	8,154	8,066	6,225	6,500	6,775	6,500	6,500	6,500
101-202-00000-801-0000	PROFESSIONAL & CONTRACTUAL	20,044	27,317	29,250	25,000	25,000	25,000	25,000	25,000
101-202-00000-812-0000	TECHNOLOGY SVCS FUND FEE	0	0	0	0	0	16,770	16,770	16,770
101-202-00000-850-0000	COMMUNICATIONS	1,983	1,880	2,230	1,750	1,980	0	0	0
101-202-00000-860-0000	TRANSPORTATION	0	1,588	1,033	3,000	2,000	2,000	2,000	2,000
101-202-00000-900-0000	PRINTING & PUBLISHING	299	0	0	0	0	0	0	0
101-202-00000-930-0000	REPAIR & MAINTENANCE	1,563	515	789	1,000	2,000	2,000	2,000	2,000
101-202-00000-940-0000	RENTAL	8,683	6,767	7,368	6,950	6,900	600	600	600
101-202-00000-977-0000	CAPITAL OUTLAY - EQUIPMENT	0	5,995	0	0	0	0	0	0
	TOTAL	**263,164**	**251,326**	**279,196**	**295,670**	**292,510**	**316,610**	**316,610**	**316,610**
	SALARIES	141,000	138,091	151,652	161,860	162,350	171,230	171,230	171,230
	FRINGES	81,438	61,107	80,649	89,610	85,505	92,510	92,510	92,510
	SUPPLIES & SERVICES	40,726	46,133	46,895	44,200	44,655	52,870	52,870	52,870
	CAPITAL OUTLAY	0	5,995	0	0	0	0	0	0
	DEBT SERVICE	0	0	0	0	0	0	0	0
	TRANSFERS OUT	0	0	0	0	0	0	0	0
	TOTAL	**263,164**	**251,326**	**279,196**	**295,670**	**292,510**	**316,610**	**316,610**	**316,610**

801-Contractual includes Audit and Banking fees and cost of actuarial study for GASB 45.
930-Maintenance: Mail Machine @ $500, Copier @ $100, Folder @ $1200, Other @ $200.
940-Rental: Mail Meter @ $600.

DEPARTMENTAL FACT SHEET
2009-2010 FISCAL YEAR

Existing __X___ New_____

DEPARTMENT & ACTIVITY City Clerk **Account No**. 101-215

I. FUNCTION:

Keeps official documents and records. Is custodian of the city seal, and attests the Mayors signature on official documents. Prepares agendas and minutes for City Commission meetings. Administers oaths of office to elected and appointed officials. Provides staff for election functions. The City Clerk is chairman of the Elections Board. Sells business, dog, and cat licenses, and off leash area permits. Maintains records and files notices for the open meetings act. Responds to Freedom of Information requests. Coordinates staff review of liquor licenses. Is cable television administrator. Serves as community relations coordinator. The position of Clerk is established in the City Charter. State laws, particularly election laws, also provide for the City Clerk.

II. REVENUE APPLICABLE TO THIS ACCOUNT:

	2003	2004	2005	2006	2007	2008
A. Dog license sales (for the County Treasurer)	$ 2,277	$1,569*	$2,652	$2,724	$2,508	$ 2,598
B. Cat license sales	$ 327	$ 684	$ 762	$ 422	$ 390	$ 186
C. Business license sales	$4,585	$4,574	$4,152	$4,782	$5,421	$ 5,542
D. Off leash area permits	$ 0	$2,220	$2,395	$2,255	$2,488	$ 2,980
Total	$ 7,189	$9,047	$9,961	$9,693	$10,807	$11,306

*As of 2004 the County Treasurer only returns 50% of dog license receipts.

III. AUTHORIZED POSITIONS:

1	City Clerk	$60,965
1	Deputy City Clerk	$36,400

IV. PROGRAM STATISTICS:

	2001	2002	2003	2004	2005	2006	2007	2008
Commission meetings attended and minutes written:	42	32	41	33	35	40	44	33
Dog licenses sold:	450	614	543	627	562	511	474	514
Cat licenses sold:	71	91	109	91	90	74	65	34
Business licenses sold:	46	40	37	39	33	34	47	50
Open meetings act notices mailed or faxed	56	54	31	22	37	47	58	78
Deeds, easements, etc. recorded	15	12	19	16	18	13	11	12
Contracts filed and indexed	72	71	71	75	78	40	83	57
Ordinances adopted and distributed	3	9	9	11	7	10	8	10
Legal ads published	62	59	12	49	29	30	28	26
Off leash area permits	56	81	161	220	164	214	210	246
Freedom of Information Act	0	0	20	13	30	42	21	47
Voter Lists	0	0	0	0	0	5	3	6
Filing Fees/Candidate	0	0	0	0	0	2	0	1

CITY OF MARQUETTE
EXPENDITURES
2009-2010 FISCAL YEAR

COMPONENT OF
CENTRAL ADMINISTRATION

ACCOUNT NUMBER	215 CITY CLERK EXPENDITURES	2005-06 ACTUAL	2006-07 ACTUAL	2007-08 ACTUAL	2008-09 BUDGET	2008-09 YEAR END ESTIMATE	2009-10 DEPT REQUEST	2009-10 CITY MGR REC	2009-10 COMMISSION APPROVED
101-215-00000-702-0000	SALARIES & WAGES	66,900	95,264	98,063	99,855	96,685	98,415	98,415	98,415
101-215-00000-703-0000	ACCRUED LEAVE RESERVE	(40,740)	7,000	77	0	0	0	0	0
101-215-00000-715-0000	LONGEVITY	899	433	440	470	470	370	370	370
101-215-00000-716-0000	SOCIAL SECURITY	8,762	7,256	7,435	7,675	7,435	7,560	7,560	7,560
101-215-00000-717-0000	HEALTH INSURANCE	18,749	23,970	26,976	26,810	26,775	32,045	32,045	32,045
101-215-00000-718-0000	LIFE INSURANCE	159	112	200	230	195	205	205	205
101-215-00000-719-0000	UNEMPLOYMENT INSURANCE	107	114	330	330	185	185	185	185
101-215-00000-720-0000	DISABILITY INSURANCE	108	236	351	0	0	0	0	0
101-215-00000-721-0000	WORKERS COMP INSURANCE	768	468	304	365	420	425	425	425
101-215-00000-722-0000	RETIREMENT-MERS	4,674	5,158	6,837	6,700	6,840	6,300	6,300	6,300
101-215-00000-724-0000	RETIREMENT-ICMA	6,576	2,620	4,815	5,085	4,945	5,490	5,490	5,490
101-215-00000-727-0000	OFFICE SUPPLIES	2,436	2,198	2,630	2,500	2,500	2,500	2,500	2,500
101-215-00000-801-0000	PROFESSIONAL & CONTRACTUAL	0	20	6,280	1,000	1,000	1,000	1,000	1,000
101-215-00000-812-0000	TECHNOLOGY SVCS FUND FEE	0	0	0	0	0	15,590	15,590	15,590
101-215-00000-850-0000	COMMUNICATIONS	1,076	1,014	1,408	1,100	2,000	0	0	0
101-215-00000-860-0000	TRANSPORTATION	412	3,014	1,588	2,000	2,000	2,000	2,000	2,000
101-215-00000-900-0000	PRINTING & PUBLISHING	6,755	8,568	6,594	5,000	3,500	3,500	3,500	3,500
101-215-00000-940-0000	RENTAL	747	1,203	2,412	2,250	3,750	0	0	0
	TOTAL	**78,388**	**158,648**	**166,740**	**161,370**	**158,700**	**175,585**	**175,585**	**175,585**
	SALARIES	26,160	102,264	98,140	99,855	96,685	98,415	98,415	98,415
	FRINGES	40,802	40,367	47,688	47,665	47,265	52,580	52,580	52,580
	SUPPLIES & SERVICES	11,426	16,017	20,912	13,850	14,750	24,590	24,590	24,590
	CAPITAL OUTLAY	0	0	0	0	0	0	0	0
	DEBT SERVICE	0	0	0	0	0	0	0	0
	TRANSFERS OUT	0	0	0	0	0	0	0	0
	TOTAL	**78,388**	**158,648**	**166,740**	**161,370**	**158,700**	**175,585**	**175,585**	**175,585**

860-Transportation: Training for City Clerk.
900-Publishing of City related notices.

DEPARTMENTAL FACT SHEET
2009 - 10 FISCAL YEAR

Existing ___X___ New _____

DEPARTMENT & ACTIVITY Treasurer **Account No.** 101-253

I. FUNCTION:

The Treasurer collects all revenues, prepares reports and interface data for Finance, & deposits funds accordingly. This office is responsible for billing, collecting & reporting taxes for City, Library, DDA, Public Schools, MAISD, & County. The Treasurer also bills, collects & reports CFT/IFT Taxes, Special Assessments & Delinquent Personal Property taxes. Changes in tax rolls are administered in accordance with rulings of the State Tax Commission, State Tax Tribunal, City Board of Review and Assessor Affidavits.

II. REVENUE APPLICABLE TO THIS ACCOUNT: (6/30/08)

Current Year Tax Penalties & MAISD Coll. Fee		$ 29,642
Delinquent Tax Penalties		24,780
Interest Fees on Special Assessments		17,244
Landfill Authorization		4,225
	Total	$ 75,891

III. AUTHORIZED POSITIONS:

1	City Treasurer	$ 67,319
1	Deputy Treasurer	36,400
2	Clerk (50%)	31,117

IV. PROGRAM STATISTICS:

	05-06	06-07	07-08
Taxes - city millage rate	14.71	15.2725	15.2725
Number of parcels	7,110	7,140	7,262
% of tax roll collected (real $)	97%	97%	97%
% of tax roll collected (personal $)	98%	98%	98%
Spec. Assess. Rolls confirmed	- 0 -	- 0 -	- 0 -
Delinquent Personal Prop Roll	$ 53,180	$ 15,602	$ 13,528

CITY OF MARQUETTE
EXPENDITURES
2009-2010 FISCAL YEAR

COMPONENT OF
CENTRAL ADMINISTRATION

ACCOUNT NUMBER	253 TREASURER EXPENDITURES	2005-06 ACTUAL	2006-07 ACTUAL	2007-08 ACTUAL	2008-09 BUDGET	2008-09 YEAR END ESTIMATE	2009-10 DEPT REQUEST	2009-10 CITY MGR REC	2009-10 COMMISSION APPROVED
101-253-00000-702-0000	SALARIES & WAGES	118,667	124,187	130,319	133,940	136,705	140,025	140,025	140,025
101-253-00000-703-0000	ACCRUED LEAVE RESERVE	0	0	2,381	0	0	0	0	0
101-253-00000-715-0000	LONGEVITY	700	700	700	700	700	915	915	915
101-253-00000-716-0000	SOCIAL SECURITY	9,127	9,505	9,945	10,300	10,515	10,785	10,785	10,785
101-253-00000-717-0000	HEALTH INSURANCE	24,268	25,381	25,119	28,875	33,585	30,830	30,830	30,830
101-253-00000-718-0000	LIFE INSURANCE	248	255	245	295	265	300	300	300
101-253-00000-719-0000	UNEMPLOYMENT INSURANCE	195	154	389	440	360	275	275	275
101-253-00000-720-0000	DISABILITY INSURANCE	431	506	470	95	90	105	105	105
101-253-00000-721-0000	WORKERS COMP INSURANCE	768	456	424	485	520	610	610	610
101-253-00000-722-0000	RETIREMENT-MERS	15,484	14,714	22,484	29,010	31,625	25,670	25,670	25,670
101-253-00000-727-0000	OFFICE SUPPLIES	2,617	2,268	1,545	2,200	1,800	1,800	1,800	1,800
101-253-00000-728-0000	POSTAGE	5,252	5,579	6,366	6,675	6,675	6,725	6,725	6,725
101-253-00000-801-0000	PROFESSIONAL & CONTRACTUAL	5,407	2,370	175	800	95	150	150	150
101-253-00000-812-0000	TECHNOLOGY SVCS FUND FEE	0	0	0	0	0	64,135	64,135	64,135
101-253-00000-850-0000	COMMUNICATIONS	2,149	2,082	1,913	2,100	1,750	0	0	0
101-253-00000-860-0000	TRANSPORTATION	1,726	2,461	1,565	4,800	3,000	2,800	2,800	2,800
101-253-00000-900-0000	PRINTING & PUBLISHING	0	2,397	2,237	1,800	2,500	2,500	2,500	2,500
101-253-00000-910-0000	PROPERTY INSURANCE	0	0	188	250	195	200	200	200
101-253-00000-930-0000	REPAIR & MAINTENANCE	408	398	120	250	150	150	150	150
101-253-00000-940-0000	RENTAL	186	246	1,004	750	1,800	0	0	0
101-253-00000-958-0000	UNCOLLECTIBLE ACCOUNTS	1,709	29,508	0	0	0	0	0	0
	TOTAL	**189,342**	**223,167**	**207,589**	**223,765**	**232,330**	**287,975**	**287,975**	**287,975**
	SALARIES	118,667	124,187	132,700	133,940	136,705	140,025	140,025	140,025
	FRINGES	51,221	51,671	59,776	70,200	77,660	69,490	69,490	69,490
	SUPPLIES & SERVICES	19,454	47,309	15,113	19,625	17,965	78,460	78,460	78,460
	CAPITAL OUTLAY	0	0	0	0	0	0	0	0
	DEBT SERVICE	0	0	0	0	0	0	0	0
	TRANSFERS OUT	0	0	0	0	0	0	0	0
	TOTAL	**189,342**	**223,167**	**207,589**	**223,765**	**232,330**	**287,975**	**287,975**	**287,975**

801-Professional: Filing fees for Small Claims Court.
860-Transportation: Professional dues, Treasurers Institute, State Treasurer's Conference, GEMS webex training, staff seminars.
900-Printing: tax bill forms.
930-Maintenance: Copier maintenance.
940-Rental: copier.
958-Write off - Office Bar advance (FY 07)

DEPARTMENTAL FACT SHEET
2009-2010 FISCAL YEAR

Existing __X___ New_____

DEPARTMENT & ACTIVITY __Elections____ **Account No**. 101-262

I. FUNCTION:

Provides for the election process as mandated by the City Charter and State Election Law. Includes all aspects of voter registration including local operation of the Michigan Qualified Voter File. Election administration includes publishing notices, obtaining supplies, taking nominating and other petitions, ballot preparation and printing, staffing of election precincts, training of election workers, tallying of votes, and canvass of votes. Provide staff for the City Elections Board which has the responsibility of overseeing elections.

II. REVENUE APPLICABLE TO THIS ACCOUNT:

None

III. AUTHORIZED POSITIONS:

6 to 12 per precinct	Election Inspector	$ 8.00/hour
[we hire from 36 to 90 or more depending on the size of the election]		
2	part time Absentee Ballot Clerks	$ 8.91 to 10.55/hour

IV. PROGRAM STATISTICS Prior Five Years

	2002	2003	2004	2005	2006	2007	2008
Total active registered voters:	13,333	13,257	13,808	13,776	13,881	13,747	15,097
New registered voters	1,295	1,213	475	1,117	1,304	1,053	2,842
Registrations canceled	1,306	1,238	506	21	36	33	51
Election Board meetings	5	6	5	6	6	6	7
Voters with "Challenged" status	189	11	67	66	55	55	4
Voters with "Verify" status	98	101	99	121	461	178	122

ELECTION HELD:	Aug '02	Nov '02	Aug '03	Nov '03	Aug '05	Nov '05	Aug '06	Nov '06
# of Pct. Workers	42	71	33	42	44	51	0	51
AV Counting Board	0	7	0	0	0	0	0	0
Election Turnouts	3,266	5,989	899	1,540	2,462	6,581	0	1,018

Nov'04 Presidential Election		Aug '07	Nov '07	Jan '08	Aug '08	**Nov' 08 Presidential Election**
#of Pct.Workers:	80	45	44	46	59	65
AV Counting Bd:	21	0	0	0	0	0
Election Turnouts	8,899	4,566	3,595	1,659	2,629	9,625

The City has seven precincts and three polling places. They are:

Baraga Gym (at City Hall)	Precincts 1 and 2
Marquette Armory	Precincts 3, 4, and 5
YMCA Gym	Precincts 6 and 7

CITY OF MARQUETTE
EXPENDITURES
2009-2010 FISCAL YEAR

COMPONENT OF
CENTRAL ADMINISTRATION

ACCOUNT NUMBER	262 ELECTIONS EXPENDITURES	2005-06 ACTUAL	2006-07 ACTUAL	2007-08 ACTUAL	2008-09 BUDGET	2008-09 YEAR END ESTIMATE	2009-10 DEPT REQUEST	2009-10 CITY MGR REC	2009-10 COMMISSION APPROVED
101-262-00000-702-0000	SALARIES & WAGES	7,782	7,802	8,797	10,255	15,160	6,670	6,670	6,670
101-262-00000-716-0000	SOCIAL SECURITY	594	596	672	785	1,260	510	510	510
101-262-00000-719-0000	UNEMPLOYMENT INSURANCE	44	30	54	170	205	70	70	70
101-262-00000-721-0000	WORKERS COMP INSURANCE	0	16	24	35	5	30	30	30
101-262-00000-740-0000	OPERATING SUPPLIES	7,646	3,114	4,701	8,000	6,100	5,000	5,000	5,000
101-262-00000-801-0000	PROFESSIONAL & CONTRACTUAL	13,313	18,694	17,660	26,000	27,885	18,500	18,500	18,500
101-262-00000-900-0000	PRINTING & PUBLISHING	7,219	1,314	5,160	7,500	350	5,000	5,000	5,000
101-262-00000-910-0000	PROPERTY INSURANCE	0	0	0	0	85	90	90	90
101-262-00000-940-0000	RENTAL	3,439	2,390	1,326	1,000	320	500	500	500
101-262-00000-945-0000	VEHICLE RENTAL	0	0	0	0	1,420	800	800	800
101-262-00000-977-0000	CAPITAL OUTLAY - EQUIPMENT	0	0	0	21,000	21,975	0	0	0
	TOTAL	**40,037**	**33,956**	**38,394**	**74,745**	**74,765**	**37,170**	**37,170**	**37,170**
	SALARIES	7,782	7,802	8,797	10,255	15,160	6,670	6,670	6,670
	FRINGES	638	642	750	990	1,470	610	610	610
	SUPPLIES & SERVICES	31,617	25,512	28,847	42,500	36,160	29,890	29,890	29,890
	CAPITAL OUTLAY	0	0	0	21,000	21,975	0	0	0
	DEBT SERVICE	0	0	0	0	0	0	0	0
	TRANSFERS OUT	0	0	0	0	0	0	0	0
	TOTAL	**40,037**	**33,956**	**38,394**	**74,745**	**74,765**	**37,170**	**37,170**	**37,170**

702-FY 10 is an off year election therefore fewer workers will be utilized.
801-Contractual includes precinct election workers.
900-Publishing includes election notices.
940-Rental is for the YMCA and the Armory and has been reduced due to renegotiated rates.

DEPARTMENTAL FACT SHEET
2009-2010 FISCAL YEAR

Existing__X___ New_____

DEPARTMENT & ACTIVITY City Attorney **Account No.** 101-266

I. FUNCTION:

Legal Counsel to the Marquette City Commission.

II. REVENUE APPLICABLE TO THIS ACCOUNT:

III. AUTHORIZED POSITIONS:

		City Attorney	
		Full-Time Legal Sec.	
		Part-Time Legal Interns	
1	1	City Attorney:	
		Retainer	$8,000.00/month
		Labor	$ 150.00/hour
		Circuit	$ 150.00/hour

IV. PROGRAM STATISTICS Prior Three Fiscal Years:

Civil Infractions Authorized, Civil Suits Against City, Tax Tribunal Cases, Bankruptcy Proceedings, Labor Arbitrations, Real Estate Documentation, Agreements/Contracts/Policies Review & Preparation, Legal Opinions (written), Court of Appeals, Michigan Supreme Court, Federal District Court, Court Appearances, General Corporate (OMA, FOIA), Zoning Issues, Employment Issues, and as of August 2005, Contracted Service.

CITY OF MARQUETTE
EXPENDITURES
2009-2010 FISCAL YEAR

COMPONENT OF
CENTRAL ADMINISTRATION

ACCOUNT NUMBER	266 CITY ATTORNEY EXPENDITURES	2005-06 ACTUAL	2006-07 ACTUAL	2007-08 ACTUAL	2008-09 BUDGET	2008-09 YEAR END ESTIMATE	2009-10 DEPT REQUEST	2009-10 CITY MGR REC	2009-10 COMMISSION APPROVED
101-266-00000-717-0000	HEALTH INSURANCE	11,262	10,854	11,179	11,525	11,600	12,675	12,675	12,675
101-266-00000-718-0000	LIFE INSURANCE	312	0	0	0	0	0	0	0
101-266-00000-721-0000	WORKERS COMP INSURANCE	232	0	0	0	0	0	0	0
101-266-00000-801-0000	PROFESSIONAL & CONTRACTUAL	67,491	101,344	139,178	149,000	149,000	149,000	149,000	149,000
101-266-00000-812-0000	TECHNOLOGY SVCS FUND FEE	0	0	0	0	0	1,000	1,000	1,000
101-266-00000-850-0000	COMMUNICATIONS	663	664	645	600	650	0	0	0
101-266-00000-860-0000	TRANSPORTATION	0	480	750	750	750	750	750	750
	TOTAL	**79,960**	**113,342**	**151,752**	**161,875**	**162,000**	**163,425**	**163,425**	**163,425**
	SALARIES	0	0	0	0	0	0	0	0
	FRINGES	11,806	10,854	11,179	11,525	11,600	12,675	12,675	12,675
	SUPPLIES & SERVICES	68,154	102,488	140,573	150,350	150,400	150,750	150,750	150,750
	CAPITAL OUTLAY	0	0	0	0	0	0	0	0
	DEBT SERVICE	0	0	0	0	0	0	0	0
	TRANSFERS OUT	0	0	0	0	0	0	0	0
	TOTAL	**79,960**	**113,342**	**151,752**	**161,875**	**162,000**	**163,425**	**163,425**	**163,425**

801-Flat fee of $8,000 per month for all legal services, except for circuit court and labor matters, which are charged at the rate of $150 per hour.

DEPARTMENTAL FACT SHEET
2009-10 FISCAL YEAR

Existing__X___ New_____

DEPARTMENT & ACTIVITY Human Resources **Account No.** 101-270

I. FUNCTION:

Development, implementation and maintenance of employee relations, hiring, labor relations, wage and salary administration, policy administration and employee benefits programs and records. Process bi-weekly payroll for all city employees including Public Housing and Peter White Public Library employees. Administration of insurance programs including health, life, LTD, pension, deferred compensation, cafeteria plans, workers' compensation, and unemployment compensation.

II. REVENUE APPLICABLE TO THIS ACCOUNT:

A.	Fees (102% of COBRA)	$ 825
B.	Fixed Charges	$98,364
C.	N. M. P. S. A. (Wage , FICA & other payroll taxes) Reimbursement	$10,765
	Total:	$109,954

III. AUTHORIZED POSITIONS:

1	Human Resources Director	$ 68,998
1	Payroll & Accounting Clerk	38,106
1	Human Resources Assistant I	36,400
1	N. M. P. S. A. Coordinator	10,000

IV. PROGRAM STATISTICS: (last 3 years)

	2005-06	2006-07	2007-08
New Hires-Full Time*	14	4	3
New Hires-Part Time/Season.	105	141	128
Retired/Terminated* (Full Time)	30	4	5
Average-FT Employees*	169	175	174
Average-PT Employees	91	84	83

*Does not include Library or Public Housing

CITY OF MARQUETTE
EXPENDITURES
2009-2010 FISCAL YEAR

COMPONENT OF
CENTRAL ADMINISTRATION

ACCOUNT NUMBER	270 HUMAN RESOURCES EXPENDITURES	2005-06 ACTUAL	2006-07 ACTUAL	2007-08 ACTUAL	2008-09 BUDGET	2008-09 YEAR END ESTIMATE	2009-10 DEPT REQUEST	2009-10 CITY MGR REC	2009-10 COMMISSION APPROVED
101-270-00000-702-0000	SALARIES & WAGES	129,512	119,557	139,780	144,080	151,040	157,875	157,875	157,875
101-270-00000-703-0000	ACCRUED LEAVE RESERVE	0	0	3,113	0	0	0	0	0
101-270-00000-715-0000	LONGEVITY	1,211	710	980	1,045	1,045	1,075	1,075	1,075
101-270-00000-716-0000	SOCIAL SECURITY	9,135	9,114	10,637	11,100	11,635	12,160	12,160	12,160
101-270-00000-717-0000	HEALTH INSURANCE	38,792	28,633	41,485	47,610	44,515	47,060	47,060	47,060
101-270-00000-718-0000	LIFE INSURANCE	252	238	289	295	365	405	405	405
101-270-00000-719-0000	UNEMPLOYMENT INSURANCE	250	188	531	585	445	370	370	370
101-270-00000-720-0000	DISABILITY INSURANCE	916	748	818	505	505	530	530	530
101-270-00000-721-0000	WORKERS COMP INSURANCE	808	472	464	525	580	685	685	685
101-270-00000-722-0000	RETIREMENT-MERS	16,053	12,731	24,844	48,555	44,165	53,775	53,775	53,775
101-270-00000-727-0000	OFFICE SUPPLIES	4,616	4,006	5,439	3,000	2,300	3,000	3,000	3,000
101-270-00000-728-0000	POSTAGE	661	737	575	750	585	650	650	650
101-270-00000-801-0000	PROFESSIONAL & CONTRACTUAL	7,184	300	2,550	25,000	77,730	39,000	39,000	39,000
101-270-00000-803-0000	LOCAL TRAINING-MANAGERIAL	2,625	5,000	2,500	2,500	2,500	2,500	2,500	2,500
101-270-00000-804-0000	PHYSICALS/DRUG SCREENING	2,130	1,848	649	1,680	805	1,850	1,850	1,850
101-270-00000-812-0000	TECHNOLOGY SVCS FUND FEE	0	0	0	0	0	16,350	16,350	16,350
101-270-00000-850-0000	COMMUNICATIONS	1,576	1,571	1,385	1,500	1,065	0	0	0
101-270-00000-860-0000	TRANSPORTATION	0	745	50	1,000	1,100	1,000	1,000	1,000
101-270-00000-900-0000	PRINTING & PUBLISHING	7,269	5,224	3,907	3,000	2,925	4,500	4,500	4,500
101-270-00000-940-0000	RENTAL	487	183	465	500	1,165	0	0	0
101-270-00000-960-0000	MEMBERSHIP FEES	220	634	490	500	525	500	500	500
101-270-00000-961-0000	EMPLOYEE ASSISTANCE PROGRAM	0	1,802	4,540	5,425	5,190	5,500	5,500	5,500
	TOTAL	**223,697**	**194,441**	**245,491**	**299,155**	**350,185**	**348,785**	**348,785**	**348,785**
	SALARIES	129,512	119,557	142,893	144,080	151,040	157,875	157,875	157,875
	FRINGES	67,417	52,834	80,048	110,220	103,255	116,060	116,060	116,060
	SUPPLIES & SERVICES	26,768	22,050	22,550	44,855	95,890	74,850	74,850	74,850
	CAPITAL OUTLAY	0	0	0	0	0	0	0	0
	DEBT SERVICE	0	0	0	0	0	0	0	0
	TRANSFERS OUT	0	0	0	0	0	0	0	0
	TOTAL	**223,697**	**194,441**	**245,491**	**299,155**	**350,185**	**348,785**	**348,785**	**348,785**

801-Attorney fees for four contract negotiations, 3 arbitrations and production of employee policy manua
801 - Revised FY 09 Budget includes $30,000 PO $55,000. $7,500 of PO to be carried over to FY 10.
803-Local Training: NMPSA membership.
804-Budgeted for 10 physicals/drug screens and background checks.
900- Printing & Publishing-budgeted for advertising to replace 10 retiring employees

DEPARTMENTAL FACT SHEET
2009-2010 FISCAL YEAR

Existing__X___ New_____

DEPARTMENT & ACTIVITY Promotional **Acct No.** 101- 290

I. FUNCTION:

Fund the City's contributions to community efforts, such as City band, beautification, Lake Superior Community Partnership, etc.

II. REVENUE APPLICABLE TO THIS ACCOUNT:

None

III. AUTHORIZED POSITIONS:

None

IV. PROGRAM STATISTICS Prior Three Fiscal Years:

	2005-06	2006-07	2007-08
Promotional Expenditures:	$39,109	$27,835	$25,500

CITY OF MARQUETTE
EXPENDITURES
2009-2010 FISCAL YEAR

COMPONENT OF
CENTRAL ADMINISTRATION

ACCOUNT NUMBER	290 PROMOTIONAL EXPENDITURES	2005-06 ACTUAL	2006-07 ACTUAL	2007-08 ACTUAL	2008-09 BUDGET	2008-09 YEAR END ESTIMATE	2009-10 DEPT REQUEST	2009-10 CITY MGR REC	2009-10 COMMISSION APPROVED
101-290-00000-702-0000	SALARIES & WAGES	26,714	237	0	0	0	0	0	0
101-290-00000-716-0000	SOCIAL SECURITY	1,274	18	0	0	0	0	0	0
101-290-00000-740-0000	OPERATING SUPPLIES	43	2,317	0	0	0	0	0	0
101-290-00000-775-0000	REPAIR & MAINTENANCE SUPPLIES	404	263	0	0	0	0	0	0
101-290-00000-920-0000	POWER	389	0	0	0	0	0	0	0
101-290-00000-940-0000	RENTAL	285	0	0	0	0	0	0	0
101-290-00000-957-0000	SPECIAL EVENTS/CONTRIBUTIONS	10,000	25,000	25,500	85,000	10,500	0	0	10,000
	TOTAL	**39,109**	**27,835**	**25,500**	**85,000**	**10,500**	**0**	**0**	**10,000**
	SALARIES	26,714	237	0	0	0	0	0	0
	FRINGES	1,274	18	0	0	0	0	0	0
	SUPPLIES & SERVICES	11,121	27,580	25,500	85,000	10,500	0	0	10,000
	CAPITAL OUTLAY	0	0	0	0	0	0	0	0
	DEBT SERVICE	0	0	0	0	0	0	0	0
	TRANSFERS OUT	0	0	0	0	0	0	0	0
	TOTAL	**39,109**	**27,835**	**25,500**	**85,000**	**10,500**	**0**	**0**	**10,000**

FY 09:
957-Contributions:
City Band - $5,000
Beautification Committee - $7,500 requested; $5,000 approved
Skateboard Park - $75,000 until 06/30/11 (1 for 2 match)
Hiawatha Trails- $500 (not originally budgeted for)

FY10:
957-Contributions:
City Band - $5,000
Beautification Committee - $5,000 approved
Skateboard Park - $75,000 until 06/30/11 (1 for 2 match)

DEPARTMENTAL FACT SHEET
2009-10 FISCAL YEAR

Existing __X__ New_____

DEPARTMENT & ACTIVITY Arts and Culture **Account No.** 101-800

I. FUNCTION:

To act as a liaison to all arts organizations, the City and community. To promote the arts and help to strengthen and develop a positive environment for arts and cultural activity.

II. REVENUE APPLICABLE TO THIS ACCOUNT:

A. Rental fees from Art Center rooms	$ 6,000
B. Class Registrations	$ 10,000
C. Commission from Gallery Gift Shop Sales	$ 6,000
D. Gift Sales (Books, Cards, Art Supplies)	$ 4,000
E. Grants	$ 14,600
F. Youth Theatre Registration Fees	$ 10,000
G. Youth Theatre Ticket Sales	$ 15,000
H. Youth Theatre Donations/Grants	$ 3,000
I. Copies	$ 750
Total:	$ 69,350

III. AUTHORIZED POSITIONS:

1	Arts and Culture Coordinator (90%)	$ 36,523
5	Part time art center employees	$ 25,670

IV. PROGRAM STATISTICS Prior Fiscal Year:

Accomplishments FY 2008-2009

- The Arts and Culture Coordinator lobbied with legislators on behalf of state arts funding and NEA funding on a weekly and monthly basis.
- The Arts and Culture Coordinator served on the ArtServe Michigan State Arts Board, Pine Mountain Music Festival Board of Directors Regional Board and a grant reviewer for the State of Michigan Department of Arts and Cultural Affairs.
- Spearheaded Downtown Pirate Festival in coordination with the Peter White Public Library and various other organizations including the Convention and Visitors Bureau, Lake Superior Theatre, Maritime Museum, Marquette County History Museum, Downtown Development Authority, etc. Festival served 5,168 persons hundred from out of town.
- Started Blueberry Dance Festival in coordination with the Downtown Blueberry Festival at the Marquette Commons. Dancers and community members participated in a series of free workshops during the day and dancers competed in a competition in the evening. Dancers came from across the Upper Peninsula including Escanaba, Houghton and Sault Ste. Marie.

- After School Arts Program, Preschool Art Program, Japanese Culture Classes- free workshops for youth

- Produced Nutcracker involving the dance community from private studios, NMU, MACC.

- Co-produced Global Storytelling Festival in February with the Peter White Public Library.

- Produced arts DVD's and brochures and distributed creating awareness of the arts for economic development and community.

- Record breaking attendances at Lake Superior Theatre summer theatre along the shores of Lake Superior running 6 weeks in the summer season next to Ellwood Matson Lower Harbor Park.

Ongoing Accomplishments and Activities:

Executive Offices of Lake Superior Theatre, Inc. and Marquette Symphony Orchestra
Support Services Include:

- ✓ Fundraising campaign administration, bookkeeping, mailing and management for LST
- ✓ Information Support (answering phones, mail collection, contracts, copying) for LST/MSO
- ✓ Board Meetings for LST
- ✓ Poster, program and brochure design and distribution for LST
- ✓ Budget setting, maintaining, bookkeeping, bill paying, tax reporting for LST
- ✓ Copying and mailing of materials for LST/MSO
- ✓ Website updating for LST/MSO
- ✓ Media support for LST/MSO
- ✓ Grant writing for LST
- ✓ Ad Sales and bookkeeping for LST
- ✓ Storage of MSO/LST items

Sister Cities Committee- Arts and Culture Coordinator is City Liaison
Support Services Include:

- ✓ Coordination, escorting and assistance with 8 day Japan Youth Delegation in coordinator with Bothwell Middle School
- ✓ Artist Exchange Program two week visit by Mayumi Kakimi to Marquette
- ✓ Fundraising
- ✓ Publicity and Advertising
- ✓ Storage of Sister Cities Items
- ✓ Copying, brochure development, poster development
- ✓ Delivery of publicity materials

First Thursday of the Month Concert Series

Monthly Art Exhibitions in Lower Level Gallery (Gallery Voted Mining Journal Reader's Choice 2007 Favorite Gallery)

Art Expression Program- School Visits- Art Project, Theatre Project and Gallery Tours

Quarterly- Arts Calendar and art information disbursement to the local and state media on behalf of arts organizations in Marquette who submit materials or where we can find information listed on their websites.

Downtown Marquette Gallery Guide- updated monthly and dispersed throughout Marquette County

Youth Theatre-
Blueberry Festival Talent Show 2008 (July)
Cinderella Production 2008 (June)
Kids Sing Broadway Performances 2007 (November)
Acting and Theatre, Voice and Piano Workshops (Ongoing)
National Anthem (as needed) for NMU hockey and basketball games and swim meets

Other:

- Hosted Michigan Council For Arts and Cultural Affairs Grants Workshop
- Presented for the Marquette Community Partnership Leadership Academy

Arts and Culture Coordinator Affiliations:

- Lake Superior Theatre, Inc. Board of Directors- Theatre Manager
- Sister Cities Committee- City Liaison
- ArtServe Michigan Board of Directors (State Arts Board)
- Pine Mountain Music Festival Board of Directors (Regional Arts Board)
- Very Special Arts Marquette Committee
- Kaufman Auditorium Steering Committee

Grants/Donations Received:

- ✓ Michigan Council For Arts and Cultural Affairs- Local Arts Agencies Grant- $12,000
- ✓ Michigan Council For Arts and Cultural Affairs- Capital Improvement Grant- $23,500
- ✓ CUPPAD Mini-Grant for After School, Preschool & Cultural Youth Programs- $1,409
- ✓ Target Grant for Youth Theatre- $1000
- ✓ Marquette Community Foundation Pirate Festival Grant-

Services to Local Arts Organizations:

- ✓ Quarterly Arts Calendar distributed locally, regionally and state-wide
- ✓ Grant Advisement and Opportunities Listings
- ✓ Local Media and Legislative Contact and Distribution Listings
- ✓ Ticket Outlet in Gift Shop
- ✓ Free Meeting Space Once A Month For Non-Profit Arts Organizations
- ✓ Copying Services (fee)
- ✓ Arts Awareness Fair
- ✓ Information Hub for Local Arts Events
- ✓ Organizations start up advisement
- ✓ Workshop Teaching Opportunities
- ✓ Workshop Rental Space
- ✓ Downtown Gallery Guide
- ✓ Poster/Brochure Distribution
- ✓ Gallery Gift Shop
- ✓ Website Listings
- ✓ Annual Art Awards

CITY OF MARQUETTE
EXPENDITURES
2009-2010 FISCAL YEAR

COMPONENT OF
CENTRAL ADMINISTRATION

ACCOUNT NUMBER	800 CULTURAL EVENTS EXPENDITURES	2005-06 ACTUAL	2006-07 ACTUAL	2007-08 ACTUAL	2008-09 BUDGET	2008-09 YEAR END ESTIMATE	2009-10 DEPT REQUEST	2009-10 CITY MGR REC	2009-10 COMMISSION APPROVED
101-800-00000-702-0000	SALARIES & WAGES	72,141	55,213	59,759	65,150	65,090	62,195	62,195	62,195
101-800-00000-703-0000	ACCRUED LEAVE RESERVE	0	0	(41)	0	0	0	0	0
101-800-00000-715-0000	LONGEVITY	394	0	310	310	310	280	280	280
101-800-00000-716-0000	SOCIAL SECURITY	6,305	4,224	4,595	5,010	5,005	4,780	4,780	4,780
101-800-00000-717-0000	HEALTH INSURANCE	18,627	5,881	6,444	17,555	47,865	17,270	17,270	17,270
101-800-00000-718-0000	LIFE INSURANCE	127	83	83	95	90	95	95	95
101-800-00000-719-0000	UNEMPLOYMENT INSURANCE	231	122	327	400	350	355	355	355
101-800-00000-720-0000	DISABILITY INSURANCE	85	0	0	0	0	0	0	0
101-800-00000-721-0000	WORKERS COMP INSURANCE	728	356	184	235	290	270	270	270
101-800-00000-722-0000	RETIREMENT-MERS	3,679	3,820	2,852	680	675	895	895	895
101-800-00000-724-0000	RETIREMENT-ICMA	3,560	0	0	0	0	0	0	0
101-800-00000-727-0000	OFFICE SUPPLIES	8,363	6,328	4,124	5,625	5,500	5,625	5,625	5,625
101-800-00000-728-0000	POSTAGE	0	0	3,664	2,000	3,000	3,000	3,000	3,000
101-800-00000-730-0000	COST OF SALES	1,563	3,141	5,726	4,750	3,500	4,750	4,750	4,750
101-800-00000-801-0000	PROFESSIONAL & CONTRACTUAL	9,790	5,580	10,282	6,000	3,500	6,000	6,000	6,000
101-800-00000-812-0000	TECHNOLOGY SVCS FUND FEE	0	0	0	0	0	10,105	10,105	10,105
101-800-00000-850-0000	COMMUNICATIONS	2,262	1,950	1,499	2,250	1,000	0	0	0
101-800-00000-860-0000	TRANSPORTATION	621	771	0	1,000	1,000	1,000	1,000	1,000
101-800-00000-882-0000	GRANT PASS THRU	195	1,935	0	0	0	0	0	0
101-800-00000-900-0000	PRINTING & PUBLISHING	3,563	2,762	2,899	3,500	3,000	3,500	3,500	3,500
101-800-00000-910-0000	PROPERTY INSURANCE	0	0	299	320	260	275	275	275
101-800-00000-940-0000	RENTAL	28,370	30,027	32,137	30,000	35,000	35,000	35,000	35,000
101-800-00000-957-0000	SPECIAL EVENTS	25,568	5,067	5,315	8,000	5,000	8,000	8,000	8,000
101-800-73025-957-0000	YOUTH THEATRE	32	34,576	23,778	24,000	23,000	24,000	24,000	24,000
101-800-00000-959-0000	CONTRIBUTIONS	8,000	0	0	0	0	0	0	0
101-800-00000-977-0000	CAPITAL OUTLAY-EQUIPMENT	0	0	0	0	0	7,885	7,885	7,885
	TOTAL	**194,204**	**161,836**	**164,236**	**176,880**	**203,435**	**195,280**	**195,280**	**195,280**
	SALARIES	72,141	55,213	59,718	65,150	65,090	62,195	62,195	62,195
	FRINGES	33,736	14,486	14,795	24,285	54,585	23,945	23,945	23,945
	SUPPLIES & SERVICES	88,327	92,137	89,723	87,445	83,760	101,255	101,255	101,255
	CAPITAL OUTLAY	0	0	0	0	0	7,885	7,885	7,885
	DEBT SERVICE	0	0	0	0	0	0	0	0
	TRANSFERS OUT	0	0	0	0	0	0	0	0
	TOTAL	**194,204**	**161,836**	**164,236**	**176,880**	**203,435**	**195,280**	**195,280**	**195,280**

801-Instructor's pay.

957-Special Events include:
Holiday Art Sale: $1,000
Art Awards: $1,000
Exhibits: $2,000
Special City Events: $1,000
Library/MACC Events: $3,000

959-Contributions include: $2,500 Marquette Symphony Orchestra; $5,000 City Band; $500 Male Chorus (moved to 101-290).

CITY OF MARQUETTE
EXPENDITURES
2009-2010 FISCAL YEAR

SUMMARY

ACCOUNT NUMBER	COMMUNITY DEVELOPMENT EXPENDITURES	2005-06 ACTUAL	2006-07 ACTUAL	2007-08 ACTUAL	2008-09 BUDGET	2008-09 YEAR END ESTIMATE	2009-10 DEPT REQUEST	2009-10 CITY MGR REC	2009-10 COMMISSION APPROVED
101-XXX-00000-702-0000	SALARIES & WAGES	237,883	227,487	257,618	269,690	255,275	290,475	290,475	290,475
101-XXX-00000-703-0000	ACCRUED LEAVE RESERVE	0	26,000	1,145	0	0	0	0	0
101-XXX-00000-715-0000	LONGEVITY	1,252	1,208	819	665	670	1,275	1,275	1,275
101-XXX-00000-716-0000	SOCIAL SECURITY	19,722	17,217	19,412	20,685	19,585	22,320	22,320	22,320
101-XXX-00000-717-0000	HEALTH INSURANCE	50,633	54,802	70,103	87,640	79,475	73,220	73,220	73,220
101-XXX-00000-718-0000	LIFE INSURANCE	470	473	478	640	580	700	700	700
101-XXX-00000-719-0000	UNEMPLOYMENT INSURANCE	415	305	931	840	550	555	555	555
101-XXX-00000-720-0000	DISABILITY INSURANCE	1,241	1,202	1,049	565	370	545	545	545
101-XXX-00000-721-0000	WORKERS COMP	1,376	2,100	2,192	2,480	2,765	2,900	2,900	2,900
101-XXX-00000-722-0000	RETIREMENT-MERS	22,543	28,783	49,269	78,835	69,890	81,255	81,255	81,255
101-XXX-00000-724-0000	RETIREMENT-ICMA	8,194	1,800	0	0	0	0	0	0
101-XXX-00000-727-0000	OFFICE SUPPLIES	10,776	10,408	10,078	10,000	7,500	10,000	10,000	10,000
101-XXX-00000-801-0000	PROFESSIONAL & CONTRACTUAL	17,107	17,602	27,818	76,800	19,150	52,300	52,300	52,300
101-XXX-00000-812-0000	TECHNOLOGY SVCS FUND FEE	0	0	0	0	0	40,820	40,820	40,820
101-XXX-00000-850-0000	COMMUNICATIONS	3,867	3,716	3,359	4,700	2,100	0	0	0
101-XXX-00000-860-0000	TRANSPORTATION	750	416	4,107	5,000	5,000	5,000	5,000	5,000
101-XXX-00000-865-0000	CONFERENCES/SEMINARS	629	1,473	537	2,000	1,500	2,000	2,000	2,000
101-XXX-00000-900-0000	PRINTING & PUBLISHING	4,803	1,938	1,976	2,800	2,500	2,800	2,800	2,800
101-XXX-00000-940-0000	RENTAL	2,206	1,994	3,314	3,600	4,000	0	0	0
101-XXX-00000-945-0000	VEHICLE RENTAL	5,138	6,702	6,471	7,200	6,800	8,000	8,000	8,000
101-XXX-00000-959-0000	CONTRIBUTIONS	19,143	0	0	0	0	0	0	0
	TOTAL	**408,148**	**405,626**	**460,676**	**574,140**	**477,710**	**594,165**	**594,165**	**594,165**
	SALARIES	237,883	253,487	258,763	269,690	255,275	290,475	290,475	290,475
	FRINGES	105,846	107,890	144,253	192,350	173,885	182,770	182,770	182,770
	SUPPLIES & SERVICES	64,419	44,249	57,660	112,100	48,550	120,920	120,920	120,920
	CAPITAL OUTLAY	0	0	0	0	0	0	0	0
	DEBT SERVICE	0	0	0	0	0	0	0	0
	TRANSFERS OUT	0	0	0	0	0	0	0	0
	TOTAL	**408,148**	**405,626**	**460,676**	**574,140**	**477,710**	**594,165**	**594,165**	**594,165**

Includes 257 Assessing, 721 Planning.

DEPARTMENTAL FACT SHEET
2009-2010 FISCAL YEAR

Existing X New _____

DEPARTMENT & ACTIVITY Assessing **Account No.** 101-257

I. FUNCTION:

The City Assessing Department is responsible for appraising the value of real and personal property and maintaining the City's Assessment and tax rolls. Typical duties include appraisals of real and personal property, market and economic studies, appraisal defense, and periodic re-appraisal projects.

II. REVENUE APPLICABLE TO THIS ACCOUNT:

(as of 6/30/08)

A. Property Taxes (City, Library, DDA & TIF)	$ 9,812,985
B. Payment in Lieu of Taxes (BLP, Marina, Water, Waste Water)	$ 2,763,756
C. Administration Fee	$ 245,498
D. Special Assessments	$ 75,376
Total	$12,897,615

III. AUTHORIZED POSITIONS:

1	City Assessor	$62,474
1	Level I Assessor	$44,616
1	Administrative Assistant (50%)	$17,430

IV. PROGRAM STATISTICS Prior Four Fiscal Years:

	2005	2006	2007	2008
State Equalized Value, Real Property	$511,005,181	$574,361,000	$624,031,200	$672,692,213
State Equalized Value, Personal Property	$35,525,800	$34,931,350	$37,307,900	$38,696,900
Equalized Value of Market Adjustments	$28,299,688	$56,366,789	$39,824,658	$41,977,126
Taxable Value (50%) of New Construction, Parcels Added to Roll, etc.	$11,703,069	$11,243,344	$16,648,347	$14,377,451

CITY OF MARQUETTE
EXPENDITURES
2009-2010 FISCAL YEAR

COMPONENT OF
COMMUNITY DEVELOPMENT

ACCOUNT NUMBER	257 ASSESSING EXPENDITURES	2005-06 ACTUAL	2006-07 ACTUAL	2007-08 ACTUAL	2008-09 BUDGET	2008-09 YEAR END ESTIMATE	2009-10 DEPT REQUEST	2009-10 CITY MGR REC	2009-10 COMMISSION APPROVED
101-257-00000-702-0000	SALARIES & WAGES	113,339	108,534	114,261	117,140	120,640	125,240	125,240	125,240
101-257-00000-703-0000	ACCRUED LEAVE RESERVE	0	1,000	425	0	0	0	0	0
101-257-00000-715-0000	LONGEVITY	370	555	570	570	570	840	840	840
101-257-00000-716-0000	SOCIAL SECURITY	7,898	8,291	8,728	9,005	9,275	9,645	9,645	9,645
101-257-00000-717-0000	HEALTH INSURANCE	30,559	35,182	29,775	32,755	32,670	29,165	29,165	29,165
101-257-00000-718-0000	LIFE INSURANCE	199	221	221	250	240	250	250	250
101-257-00000-719-0000	UNEMPLOYMENT INSURANCE	182	126	367	365	230	230	230	230
101-257-00000-720-0000	DISABILITY INSURANCE	337	363	360	0	0	0	0	0
101-257-00000-721-0000	WORKERS COMP INSURANCE	568	1,176	1,120	1,260	1,680	1,490	1,490	1,490
101-257-00000-722-0000	RETIREMENT-MERS	13,035	12,850	19,989	28,110	27,405	24,580	24,580	24,580
101-257-00000-727-0000	OFFICE SUPPLIES	6,565	6,005	6,863	6,500	4,000	6,500	6,500	6,500
101-257-00000-801-0000	PROFESSIONAL & CONTRACTUAL	432	0	0	500	0	3,800	3,800	3,800
101-257-00000-801-0055	PERSONAL PROPERTY AUDITING	1,900	0	0	0	0	0	0	0
101-257-00000-802-0000	BOARD OF REVIEW	2,300	2,800	3,100	3,500	3,150	3,500	3,500	3,500
101-257-00000-812-0000	TECHNOLOGY SVCS FUND FEE	0	0	0	0	0	17,150	17,150	17,150
101-257-00000-850-0000	COMMUNICATIONS	2,851	2,724	2,594	3,500	2,000	0	0	0
101-257-00000-860-0000	TRANSPORTATION	750	298	396	1,000	1,000	1,000	1,000	1,000
101-257-00000-865-0000	CONFERENCES/SEMINARS	629	1,473	537	2,000	1,500	2,000	2,000	2,000
101-257-00000-900-0000	PRINTING & PUBLISHING	1,839	479	866	1,300	1,000	1,300	1,300	1,300
101-257-00000-940-0000	RENTAL	1,420	1,009	1,366	1,100	2,000	0	0	0
101-257-00000-945-0000	VEHICLE RENTAL	4,000	3,641	3,005	3,500	2,300	3,500	3,500	3,500
	TOTAL	**189,173**	**186,727**	**194,543**	**212,355**	**209,660**	**230,190**	**230,190**	**230,190**
	SALARIES	113,339	109,534	114,686	117,140	120,640	125,240	125,240	125,240
	FRINGES	53,148	58,764	61,130	72,315	72,070	66,200	66,200	66,200
	SUPPLIES & SERVICES	22,686	18,429	18,727	22,900	16,950	38,750	38,750	38,750
	CAPITAL OUTLAY	0	0	0	0	0	0	0	0
	DEBT SERVICE	0	0	0	0	0	0	0	0
	TRANSFERS OUT	0	0	0	0	0	0	0	0
	TOTAL	**189,173**	**186,727**	**194,543**	**212,355**	**209,660**	**230,190**	**230,190**	**230,190**

801-Reflects contingency for project assistance and temp. employee if necessary
860-Includes travel for MAA training conference for Assessor and Level I Assessor

DEPARTMENTAL FACT SHEET
2009-2010 FISCAL YEAR

Existing X New ___

DEPARTMENT & ACTIVITY: Planning **Account No.** 101 - 721

I. FUNCTION:

Provides long range planning. Serves as secretary for the Planning Commission. Provides staff review and assistance for street vacation petitions, drafting of ordinances, and interpretation for the zoning, sign, fence, and subdivision ordinances. Serves as staff liaison for the U.S. 41 Corridor Advisory Group. The Charter requires that there be a Planning Commission. State law requires that if the City wants to have a zoning ordinance, that it be based on a Master Plan.

II. REVENUE APPLICABLE TO THIS ACCOUNT:

		2006	2007	2008
A.	Filing fees for street vacation petitions:	$ -600-	$-300-	$-0-

III. AUTHORIZED POSITIONS:

1	City Planner/Zoning Administrator	$68,998
1	Planning & Zoning Official (50%)	$21,611
1	Administrative Assistant (50%)	$17,430

IV. PROGRAM STATISTICS (Prior Three Fiscal Years):

	2005-06	2006-07	2007-08
- Planning Commission meetings:	24	24	36
- Address assignment and notification	16	17	11
- U.S. 41 Access Advisory Group	6	12	12
- Address Enforcement		12	103

Planning Activities:
Planning assistance given with the review of: 3 Rezoning Applications, 2 Conditional Use Permits, 19 Zoning Variances, 4 Site Plan Reviews, 3 Planned Unit Developments, 1 Sign Ordinance Amendment, 1 Interpretation of the Zoning Ordinance, 1 Sign Variance and 3 requests for License to use City Property.

Drafting of and adoption of Form-Based Coding for the Downtown Waterfront and South Marquette Areas

Drafting of RFP's for Parcel #'s 1 and 2 of Founders Landing.

Review of proposals and assist in land sale process for Parcel #1 of Founders Landing.

Drafted Sign Ordinance Amendment that supported the Downtown Business and Third Street Business Districts.

Assisted Planning Commission in developing a Zoning Ordinance Review Committee to draft guidelines for Zoning Ordinance revisions.

Conducted an inventory of City-owned property and developed a property manual for Planning and City Commissioners.

Assisted the LSCP in developing a protocol for response to economic development inquires regarding City-owned property.

DEPARTMENTAL FACT SHEET
2009-2010 FISCAL YEAR

Existing ___X___ New _____

DEPARTMENT & ACTIVITY Zoning **Account No.** 101-721

I. FUNCTION:

The Zoning Department is responsible for enforcing the City's Zoning, Sign, Fence, Property Maintenance, Noxious Weeds, Garbage/Rubbish, and Street Name and Property Number Ordinances. The short range planning functions include review of Rezonings, Conditional Use Permits and Planned Unit Developments. Administrative liaison services are provided to the Board of Zoning Appeals and the Planning Commission.

II. REVENUE APPLICABLE TO THIS ACCOUNT:

		FY 07-08
A.	Variance Fees	$ 4,900
B.	Sign and Fence Permits	$ 4,450
C.	Zoning Permits & Site Plan Review Fees	$10,750
D.	Conditional Use, Planned Unit Development, Home Office, Parking Lot, Demolition, Sidewalk Café, Land Division Act Permits, Rezonings, and Plats.	$ 7,250
E.	Municipal Civil Infractions/Ordinance Fines	$ 650
	Total	$28,000

III. AUTHORIZED POSITIONS:

1	Code Enforcement Official	$33,342
1	Zoning Planning Official (50%)	$21,611

IV. PROGRAM STATISTICS (Prior Three Fiscal Years):

	05-06	06-07	07-08
Zoning Compliance	147	98	90
Sign & Fence Permits	68	103	85
B.Z.A. Appeals	25	22	19
Conditional Use Permit	7	1	2
Rezoning	9	7	3
Plats	1	1	0
Planned Unit Development	1	2	3
Home Office	1	1	5
Parking Lot Permit	0	0	0
Land Division	2	1	2
Sidewalk Café Permit	0	0	0
Demolition	12	16	6
Site Plan Review	22	19	4

CITY OF MARQUETTE
EXPENDITURES
2009-2010 FISCAL YEAR

COMPONENT OF
COMMUNITY DEVELOPMENT

ACCOUNT NUMBER	721 PLANNING/ZONING EXPENDITURES	2005-06 ACTUAL	2006-07 ACTUAL	2007-08 ACTUAL	2008-09 BUDGET	2008-09 YEAR END ESTIMATE	2009-10 DEPT REQUEST	2009-10 CITY MGR REC	2009-10 COMMISSION APPROVED
101-721-00000-702-0000	SALARIES & WAGES	124,544	118,953	143,357	152,550	134,635	165,235	165,235	165,235
101-721-00000-703-0000	ACCRUED LEAVE RESERVE	0	25,000	720	0	0	0	0	0
101-721-00000-715-0000	LONGEVITY	882	653	249	95	100	435	435	435
101-721-00000-716-0000	SOCIAL SECURITY	11,824	8,926	10,684	11,680	10,310	12,675	12,675	12,675
101-721-00000-717-0000	HEALTH INSURANCE	20,074	19,620	40,328	54,885	46,805	44,055	44,055	44,055
101-721-00000-718-0000	LIFE INSURANCE	271	252	257	390	340	450	450	450
101-721-00000-719-0000	UNEMPLOYMENT INSURANCE	233	179	564	475	320	325	325	325
101-721-00000-720-0000	DISABILITY INSURANCE	904	839	689	565	370	545	545	545
101-721-00000-721-0000	WORKERS COMP INSURANCE	808	924	1,072	1,220	1,085	1,410	1,410	1,410
101-721-00000-722-0000	RETIREMENT-MERS	9,508	15,933	29,280	50,725	42,485	56,675	56,675	56,675
101-721-00000-724-0000	RETIREMENT-ICMA	8,194	1,800	0	0	0	0	0	0
101-721-00000-727-0000	OFFICE SUPPLIES	4,211	4,403	3,215	3,500	3,500	3,500	3,500	3,500
101-721-00000-801-0000	PROFESSIONAL & CONTRACTUAL	12,475	14,802	24,718	72,800	16,000	45,000	45,000	45,000
101-721-00000-812-0000	TECHNOLOGY SVCS FUND FEE	0	0	0	0	0	23,670	23,670	23,670
101-721-00000-850-0000	COMMUNICATIONS	1,016	992	765	1,200	100	0	0	0
101-721-00000-860-0000	TRANSPORTATION	0	118	3,711	4,000	4,000	4,000	4,000	4,000
101-721-00000-900-0000	PRINTING & PUBLISHING	2,964	1,459	1,110	1,500	1,500	1,500	1,500	1,500
101-721-00000-940-0000	RENTAL	786	985	1,948	2,500	2,000	0	0	0
101-721-00000-945-0000	VEHICLE RENTAL	1,138	3,061	3,466	3,700	4,500	4,500	4,500	4,500
101-721-00000-959-0000	CONTRIBUTIONS	19,143	0	0	0	0	0	0	0
	TOTAL	**218,975**	**218,899**	**266,133**	**361,785**	**268,050**	**363,975**	**363,975**	**363,975**
	SALARIES	124,544	143,953	144,077	152,550	134,635	165,235	165,235	165,235
	FRINGES	52,698	49,126	83,123	120,035	101,815	116,570	116,570	116,570
	SUPPLIES & SERVICES	41,733	25,820	38,933	89,200	31,600	82,170	82,170	82,170
	CAPITAL OUTLAY	0	0	0	0	0	0	0	0
	DEBT SERVICE	0	0	0	0	0	0	0	0
	TRANSFERS OUT	0	0	0	0	0	0	0	0
	TOTAL	**218,975**	**218,899**	**266,133**	**361,785**	**268,050**	**363,975**	**363,975**	**363,975**

801-Reflects in-progress Heartwood Forestland Property planning contingency fund ($30,000)
801-Reflects contingency for special projects as drected by the City Commission/Planning Commission/City Manager ($15,000).
860-Reflects in-house training for PC/BZA/Staff and registration/travel for APA training conference
959-Contributions reflect City contribution to Lake Superior Community Partnership $15,000 and CUPPAD $4,200 (moved to 101-290).

CITY OF MARQUETTE
EXPENDITURES
2009-2010 FISCAL YEAR

SUMMARY

ACCOUNT NUMBER	PUBLIC WORKS MAINTENANCE EXPENDITURES	2005-06 ACTUAL	2006-07 ACTUAL	2007-08 ACTUAL	2008-09 BUDGET	2008-09 YEAR END ESTIMATE	2009-10 DEPT REQUEST	2009-10 CITY MGR REC	2009-10 COMMISSION APPROVED
101-XXX-00000-702-0000	SALARIES & WAGES	887,280	883,348	884,803	954,000	909,000	954,000	954,000	954,000
101-XXX-00000-714-0000	FRINGE BENEFITS	0	5,000	5,000	4,600	4,585	5,000	5,000	5,000
101-XXX-00000-715-0000	LONGEVITY	12,536	9,375	10,960	7,920	8,240	8,915	8,915	8,915
101-XXX-00000-716-0000	SOCIAL SECURITY	66,149	57,763	67,810	73,955	69,585	72,995	72,995	72,995
101-XXX-00000-717-0000	HEALTH INSURANCE	449,020	448,962	497,365	423,295	394,905	370,940	370,940	370,940
101-XXX-00000-718-0000	LIFE INSURANCE	2,906	2,962	2,992	2,530	2,360	2,565	2,565	2,565
101-XXX-00000-719-0000	UNEMPLOYMENT INSURANCE	2,578	2,151	5,993	5,425	4,285	3,435	3,435	3,435
101-XXX-00000-720-0000	DISABILITY INSURANCE	3,487	3,809	3,911	2,790	2,790	2,940	2,940	2,940
101-XXX-00000-721-0000	WORKERS COMP	62,052	59,436	53,174	47,005	51,930	58,795	58,795	58,795
101-XXX-00000-722-0000	RETIREMENT-MERS	177,694	196,814	251,939	241,000	253,600	242,460	242,460	242,460
101-XXX.-00000-727-0000	OFFICE SUPPLIES	1,504	1,485	0	0	0	0	0	0
101-XXX-00000-729-0000	FUEL	4,425	4,853	7,470	5,000	6,000	6,000	6,000	6,000
101-XXX-00000-740-0000	OPERATING SUPPLIES	30,329	44,109	48,075	42,100	42,100	42,100	42,100	42,100
101-XXX-00000-775-0000	REPAIR & MAINT SUPPLIES	42,991	54,426	61,388	47,000	47,000	48,500	48,500	48,500
101-XXX-00000-801-0000	PROFESSIONAL & CONTRACTUAL	908,795	961,077	1,148,124	1,036,985	1,038,100	1,022,750	1,022,750	1,022,750
101-XXX-00000-807-0000	PARKING ADMINISTRATION-DDA	55,000	55,000	55,000	55,000	55,000	55,000	55,000	55,000
101-XXX-00000-810-0000	HEALTH & SAFETY	0	0	0	2,500	3,260	2,500	2,500	2,500
101-XXX-00000-812-0000	TECHNOLOGY SVCS FUND FEE	0	0	0	0	0	59,780	59,780	59,780
101-XXX-00000-850-0000	COMMUNICATIONS	767	1,137	656	1,200	1,200	0	0	0
101-XXX-00000-860-0000	TRANSPORTATION	4,056	3,649	4,202	5,000	5,000	5,000	5,000	5,000
101-XXX-00000-900-0000	PRINTING & PUBLISHING	4,558	6,222	7,961	8,300	8,000	8,300	8,300	8,300
101-XXX-00000-910-0000	PROPERTY INSURANCE	0	0	2,612	3,000	2,260	3,000	3,000	3,000
101-XXX-00000-920-0000	POWER	222,938	251,236	264,775	265,000	265,000	280,000	280,000	280,000
101-XXX-00000-921-0000	NATURAL GAS	0	0	752	1,200	1,200	1,200	1,200	1,200
101-XXX-00000-922-0000	WATER	14,693	18,123	16,726	25,000	25,000	25,000	25,000	25,000
101-XXX-00000-923-0000	STORMWATER	72,586	60,000	60,000	63,000	63,000	69,300	69,300	69,300
101-XXX-00000-940-0000	RENTAL	4,596	7,534	6,314	7,000	7,000	7,000	7,000	7,000
101-XXX-00000-943-0000	RENTAL - BLDGS/OFFICES	149,900	175,000	105,100	117,600	117,600	107,800	107,800	107,800
101-XXX-00000-945-0000	VEHICLE RENTAL	181,751	173,967	470,261	465,000	705,000	665,000	665,000	665,000
101-XXX-00000-972-0000	CAPITAL OUTLAY-LAND IMPROVE	19,844	52,091	459,493	100,000	155,290	115,000	115,000	115,000
101-XXX-00000-976-0000	CAPITAL OUTLAY-BLDG IMPROVE	0	0	0	0	0	6,000	6,000	6,000
101-XXX-00000-977-0000	CAPITAL OUTLAY-EQUIPMENT	20,400	5,511	0	0	0	0	0	0
	TOTAL	**3,402,835**	**3,545,040**	**4,502,856**	**4,012,405**	**4,248,290**	**4,251,275**	**4,251,275**	**4,251,275**
	SALARIES	887,280	883,348	884,803	954,000	909,000	954,000	954,000	954,000
	FRINGES	776,422	786,272	899,144	808,520	792,280	768,045	768,045	768,045
	SUPPLIES & SERVICES	1,698,889	1,817,818	2,259,416	2,149,885	2,391,720	2,408,230	2,408,230	2,408,230
	CAPITAL OUTLAY	40,244	57,602	459,493	100,000	155,290	121,000	121,000	121,000
	DEBT SERVICE	0	0	0	0	0	0	0	0
	TRANSFERS OUT	0	0	0	0	0	0	0	0
	TOTAL	**3,402,835**	**3,545,040**	**4,502,856**	**4,012,405**	**4,248,290**	**4,251,275**	**4,251,275**	**4,251,275**

Includes departments 441 Public Works, 444 Sidewalks, and 524 Sanitation Services.

DEPARTMENTAL FACT SHEET
2009-2010 FISCAL YEAR

Existing ____X_____ New _____

DEPARTMENT & ACTIVITY Public Works Maintenance Account No. 101-441

I. FUNCTION:

Administration

The Public Works Department administers, supervises, provides maintenance and construction activities for streets, alleys, parking lots, sidewalks, bikepaths, parks, and many of the City buildings and property holdings.

Street Maintenance

R-O-W services provided with Department employees include: pavement maintenance, snow removal and ice control, sweeping, dust control, traffic sign maintenance, pavement marking, and street lighting.

Parks Maintenance

Parks staff provides a comprehensive parks maintenance program for all grounds, buildings, facilities and equipment on a year round basis, seasonally preparing, grooming ten/softball/baseball, and three multi-purpose soccer/football fields for slow and fast pitch softball leagues, little league, soccer leagues, football leagues, tournaments and regular season play. Also, maintained are seven tennis courts, six outdoor basketball courts, two swimming beaches, two marinas with launch ramps, twelve playgrounds, Tourist Park Campground, a bandshell, two pavilions, and two ice rinks.

Forestry

Maintenance and care of all City owned trees, including training pruning of small trees to promote a strong growth habit and large trees to provide adequate street clearance and hazard abatement, removal to eliminate safety hazards, and planting for replacement of removed tree and establish new trees in other areas.

II. AUTHORIZED POSITIONS:

1	PW Superintendent	$ 86,111
1	Facilities & Maintenance Manager	52,619
2	Administrative Assistants *	34,861
1	Street Maint. Supervisor	50,232
1	Park Maint. Supervisor	50,232
1	Arborist	50,232
2	Special Equipment Operators	43,306
1	Sign/Paint Technician	43,306
1	Maintenance Carpenter	43,306
1	Maintenance Mechanic	43,306
14	Heavy Equipment Operators	40,518
12	Seasonal Laborers	110,315 ($7.82-9.46/hr)
2	Seasonal Pavilion Attendants	4,620 ($7.40-7.99/hr)

*Personnel shared with Engineering Department.

CITY OF MARQUETTE
EXPENDITURES
2009-2010 FISCAL YEAR

COMPONENT OF
PUBLIC WORKS

ACCOUNT NUMBER	441 PUBLIC WORKS MAINTENANCE EXPENDITURES	2005-06 ACTUAL	2006-07 ACTUAL	2007-08 ACTUAL	2008-09 BUDGET	2008-09 YEAR END ESTIMATE	2009-10 DEPT REQUEST	2009-10 CITY MGR REC	2009-10 COMMISSION APPROVED
101-441-00000-702-0000	SALARIES & WAGES	763,315	761,347	778,381	820,000	790,000	830,000	830,000	830,000
101-441-00000-714-0000	FRINGE BENEFITS	0	5,000	5,000	4,600	4,585	5,000	5,000	5,000
101-441-00000-715-0000	LONGEVITY	12,536	9,375	10,960	7,920	8,240	8,915	8,915	8,915
101-441-00000-716-0000	SOCIAL SECURITY	57,512	50,837	59,696	63,690	60,435	63,495	63,495	63,495
101-441-00000-717-0000	HEALTH INSURANCE	449,020	448,962	497,365	423,295	394,905	370,940	370,940	370,940
101-441-00000-718-0000	LIFE INSURANCE	2,906	2,962	2,992	2,530	2,360	2,565	2,565	2,565
101-441-00000-719-0000	UNEMPLOYMENT INSURANCE	2,578	2,151	5,993	5,425	4,285	3,435	3,435	3,435
101-441-00000-720-0000	DISABILITY INSURANCE	3,487	3,809	3,911	2,790	2,790	2,940	2,940	2,940
101-441-00000-721-0000	WORKERS COMP INSURANCE	62,052	59,436	53,174	47,005	51,930	58,795	58,795	58,795
101-441-00000-722-0000	RETIREMENT-MERS	177,694	196,814	251,939	241,000	253,600	242,460	242,460	242,460
101-441-00000-727-0000	OFFICE SUPPLIES	1,504	1,485	0	0	0	0	0	0
101-441-00000-729-0000	FUEL	4,425	4,853	7,470	5,000	6,000	6,000	6,000	6,000
101-441-00000-740-0000	OPERATING SUPPLIES	29,909	43,667	46,904	40,000	40,000	40,000	40,000	40,000
101-441-00000-775-0000	REPAIR & MAINT SUPPLIES	37,595	50,565	57,839	43,500	43,500	45,000	45,000	45,000
101-441-00000-801-0000	PROFESSIONAL & CONTRACTUAL	11,594	22,561	19,160	27,000	22,000	22,000	22,000	22,000
101-441-00000-807-0000	PARKING ADMINISTRATION-DDA	55,000	55,000	55,000	55,000	55,000	55,000	55,000	55,000
101-441-00000-810-0000	HEALTH & SAFETY	0	0	0	2,500	3,260	2,500	2,500	2,500
101-441-00000-812-0000	TECHNOLOGY SVCS FUND FEE	0	0	0	0	0	59,780	59,780	59,780
101-441-00000-850-0000	COMMUNICATIONS	767	1,137	656	1,200	1,200	0	0	0
101-441-00000-860-0000	TRANSPORTATION	4,056	3,649	4,202	5,000	5,000	5,000	5,000	5,000
101-441-00000-900-0000	PRINTING & PUBLISHING	183	269	71	0	0	0	0	0
101-441-00000-910-0000	PROPERTY INSURANCE	0	0	2,612	3,000	2,260	3,000	3,000	3,000
101-441-00000-920-0000	POWER	222,938	251,236	264,775	265,000	265,000	280,000	280,000	280,000
101-441-00000-921-0000	NATURAL GAS	0	0	752	1,200	1,200	1,200	1,200	1,200
101-441-00000-922-0000	WATER	14,693	18,123	16,726	25,000	25,000	25,000	25,000	25,000
101-441-00000-923-0000	STORMWATER	72,586	60,000	60,000	63,000	63,000	69,300	69,300	69,300
101-441-00000-940-0000	RENTAL	3,981	6,645	5,699	6,000	6,000	6,000	6,000	6,000
101-441-00000-943-0000	RENTAL - BLDGS/OFFICES	149,900	175,000	105,100	117,600	117,600	107,800	107,800	107,800
101-441-00000-945-0000	VEHICLE RENTAL	32	216	245,000	220,000	450,000	400,000	400,000	400,000
101-441-00000-972-0000	CAPITAL OUTLAY-LAND IMPROVE	0	0	391,780	0	28,000	15,000	15,000	15,000
101-441-00000-976-0000	CAPITAL OUTLAY-BLDG IMPROVE	0	0	0	0	0	6,000	6,000	6,000
	TOTAL	**2,160,663**	**2,240,610**	**2,953,157**	**2,498,255**	**2,707,150**	**2,737,125**	**2,737,125**	**2,737,125**
	SALARIES	763,315	761,347	778,381	820,000	790,000	830,000	830,000	830,000
	FRINGES	767,785	779,346	891,030	798,255	783,130	758,545	758,545	758,545
	SUPPLIES & SERVICES	609,163	694,406	891,966	880,000	1,106,020	1,127,580	1,127,580	1,127,580
	CAPITAL OUTLAY	20,400	5,511	391,780	0	28,000	21,000	21,000	21,000
	DEBT SERVICE	0	0	0	0	0	0	0	0
	TRANSFERS OUT	0	0	0	0	0	0	0	0
	TOTAL	**2,160,663**	**2,240,610**	**2,953,157**	**2,498,255**	**2,707,150**	**2,737,125**	**2,737,125**	**2,737,125**

FY 09:
972 Harlow Park Project

FY 10:
972 Bulkhead Restoration Study & Repair $15,000
976 Restroom Roof Replacement-Picnic Rocks $6,000

DEPARTMENTAL FACT SHEET
2009–20010 FISCAL YEAR

Existing _X_ New ____

Public Works Dept.
Sidewalk Construction
DEPARTMENT & ACTIVITY – and Maintenance **Account No.** 101-444

I. FUNCTION:

Reconstruction, repair, and replacement of existing sidewalks.

Installation of curb cuts to provide for barrier-free access to sidewalks.

Construction of new sidewalks where required to address public health and safety problems.

Snow plowing on sidewalks along public street rights-of-way.

II. REVENUE APPLICABLE TO THIS ACCOUNT:

None.

III. AUTHORIZED POSITIONS:

2009-10	Title	Pay Bracket

None

Maintenance (repair) performed with Public Works Department Personnel.

IV. PROGRAM STATISTICS Prior Three Fiscal Years:

Approximately 64.2 miles of sidewalk exist in the City.

Summer of 2008 there was 600 linear sidewalk added along Wright St. by the ballfields.

Summer of 2007 there was 2,749 linear feet added during the Washington St. Reconstruction project and 550 linear feet on Wright St. by the Armory.

Summer of 2007, 18,050 feet of sidewalk was replaced in various locations under a contract.

Summer of 2006 there was 375 linear feet of sidewalk added during the Wright St. Extension project.

Summer of 2006, 2,557 feet of sidewalk was replaced in various locations under a contract.

During the summer of 2005, 4,052 linear feet of sidewalk was replaced on the Lakeshore Boulevard project.

CITY OF MARQUETTE
EXPENDITURES
2009-2010 FISCAL YEAF

COMPONENT OF
PUBLIC WORKS

ACCOUNT NUMBER	444 SIDEWALKS EXPENDITURES	2005-06 ACTUAL	2006-07 ACTUAL	2007-08 ACTUAL	2008-09 BUDGET	2008-09 YEAR END ESTIMATE	2009-10 DEPT REQUEST	2009-10 CITY MGR REC	2009-10 COMMISSION APPROVED
101-444-00000-702-0000	SALARIES & WAGES	23,223	16,344	20,194	24,000	24,000	24,000	24,000	24,000
101-444-00000-716-0000	SOCIAL SECURITY	1,750	1,243	1,539	1,850	1,850	1,850	1,850	1,850
101-444-00000-740-0000	OPERATING SUPPLIES	0	0	0	1,500	1,500	1,500	1,500	1,500
101-444-00000-775-0000	REPAIR & MAINT SUPPLIES	5,396	3,861	3,549	3,500	3,500	3,500	3,500	3,500
101-444-00000-900-0000	PRINTING & PUBLISHING	0	0	0	300	0	300	300	300
101-444-00000-945-0000	VEHICLE RENTAL	0	0	31,074	50,000	50,000	50,000	50,000	50,000
101-444-XXXXX-972-0000	CAPITAL OUTLAY-LAND IMPROV	19,844	52,091	67,713	100,000	127,290	100,000	100,000	100,000
	TOTAL	**50,213**	**73,539**	**124,069**	**181,150**	**208,140**	**181,150**	**181,150**	**181,150**
	SALARIES	23,223	16,344	20,194	24,000	24,000	24,000	24,000	24,000
	FRINGES	1,750	1,243	1,539	1,850	1,850	1,850	1,850	1,850
	SUPPLIES & SERVICES	5,396	3,861	34,623	55,300	55,000	55,300	55,300	55,300
	CAPITAL OUTLAY	19,844	52,091	67,713	100,000	127,290	100,000	100,000	100,000
	DEBT SERVICE	0	0	0	0	0	0	0	0
	TRANSFERS OUT	0	0	0	0	0	0	0	0
	TOTAL	**50,213**	**73,539**	**124,069**	**181,150**	**208,140**	**181,150**	**181,150**	**181,150**

972 Sidewalk Replacement-City Wide $100,000

DEPARTMENTAL FACT SHEET
2009 – 2010 FISCAL YEAR

Existing X New

DEPARTMENT & ACTIVITY Sanitation Services **Account No.** 101-524

I. FUNCTION Collection of garbage and recyclables from all single and multiple family residential buildings of five units or less on a weekly basis, a dozen litter barrels in the Downtown, and dumpsters at City-owned facilities. The wastes are disposed of at the Marquette County Landfill. Contractor is also responsible for curbside collection of Christmas trees. Recyclables are marketed by the collection contractor. Spring and fall leaf and brush collections are performed by City personnel and funded through this account. Also, this account funds maintenance of the City's composting operation at the Cliffs Dow property.

II. REVENUE APPLICABLE TO THIS ACCOUNT:

A.	Garbage Collection and Disposal Fee	$ 912,178
B.	Tipping fee from haulers transporting directly to the landfill rather than to the transfer station.	$ 537,778
	Total:	$1,449,956

III. AUTHORIZED POSITIONS:

2009-10	Title	Pay Bracket
None		

IV. PROGRAM STATISTICS Prior Three Fiscal Years:

Solid Waste collection services were awarded to Waste Management for the period of July 1, 2007 to June 30, 2009. A major change under this contract is the elimination of a City-wide spring rubbish collection. A disposal site has been set up for residents to drop-off their waste during the spring, summer, and fall seasons with proof of residency at no charge.

Effective January 1, 2008 the monthly collection fee was increased to $12.75 per month for green bag users.

Effective August 1, 2007 the monthly collection fee for garbage was decreased from $14.03 to $12.25 per month for green bag customers.

The bond surcharge was waived by the City Commission starting July 1, 2001.

Public Works personnel compost leaves and chip brush collected by City crews and operate a compost facility on the former Cliffs-Dow site. This site was opened to the public October 5, 1998. Currently, no tipping fee is charged at this site, but operation is funded by a $5.00 per month fee on utility bills.

CITY OF MARQUETTE
EXPENDITURES
2009-2010 FISCAL YEAR

COMPONENT OF
PUBLIC WORKS

ACCOUNT NUMBER	524 SANITATION EXPENDITURES	2005-2006 ACTUAL	2006-2007 ACTUAL	2007-08 ACTUAL	2008-09 BUDGET	2008-09 YEAR END ESTIMATE	2009-10 DEPT REQUEST	2009-10 CITY MGR REC	2009-10 COMMISSION APPROVED
101-524-00000-702-0000	SALARIES & WAGES	100,742	105,657	86,228	110,000	95,000	100,000	100,000	100,000
101-524-00000-716-0000	SOCIAL SECURITY	6,887	5,683	6,575	8,415	7,300	7,650	7,650	7,650
101-524-00000-740-0000	OPERATING SUPPLIES	420	442	1,171	600	600	600	600	600
101-524-00000-801-0000	PROFESSIONAL & CONTRACTUAL	897,201	938,516	1,128,964	1,009,985	1,016,100	1,000,750	1,000,750	1,000,750
101-524-00000-900-0000	PRINTING & PUBLISHING	4,375	5,953	7,890	8,000	8,000	8,000	8,000	8,000
101-524-00000-940-0000	RENTAL	615	889	615	1,000	1,000	1,000	1,000	1,000
101-524-00000-945-0000	VEHICLE RENTAL	181,719	173,751	194,187	195,000	205,000	215,000	215,000	215,000
	TOTAL	**1,191,959**	**1,230,891**	**1,425,630**	**1,333,000**	**1,333,000**	**1,333,000**	**1,333,000**	**1,333,000**
	SALARIES	100,742	105,657	86,228	110,000	95,000	100,000	100,000	100,000
	FRINGES	6,887	5,683	6,575	8,415	7,300	7,650	7,650	7,650
	SUPPLIES & SERVICES	1,084,330	1,119,551	1,332,827	1,214,585	1,230,700	1,225,350	1,225,350	1,225,350
	CAPITAL OUTLAY	0	0	0	0	0	0	0	0
	DEBT SERVICE	0	0	0	0	0	0	0	0
	TRANSFERS OUT	0	0	0	0	0	0	0	0
	TOTAL	**1,191,959**	**1,230,891**	**1,425,630**	**1,333,000**	**1,333,000**	**1,333,000**	**1,333,000**	**1,333,000**

Monthly refuse charge is $12.75.

702-Wages: Spring and Fall brush pickup, compost site, and rubbish drop-off site operations
940-Rental: Rental reflects compost screen rental at composting site

CITY OF MARQUETTE
EXPENDITURES
2009-2010 FISCAL YEAR

SUMMARY

ACCOUNT NUMBER	PARKS & RECREATION ADMINISTRATION EXPENDITURES	2005-06 ACTUAL	2006-07 ACTUAL	2007-08 ACTUAL	2008-09 BUDGET	2008-09 YEAR END ESTIMATE	2009-10 DEPT REQUEST	2009-10 CITY MGR REC	2009-10 COMMISSION APPROVED
101-XXX-00000-702-0000	SALARIES & WAGES	192,338	192,166	200,695	190,315	142,620	179,620	179,620	179,620
101-XXX-00000-703-0000	ACCRUED LEAVE RESERVE	0	0	(1,560)	0	0	0	0	0
101-XXX-00000-715-0000	LONGEVITY	1,172	705	705	735	860	525	525	525
101-XXX-00000-716-0000	SOCIAL SECURITY	15,645	14,647	15,431	14,620	10,970	10,795	10,795	10,795
101-XXX-00000-717-0000	HEALTH INSURANCE	25,616	31,748	33,533	35,145	24,740	43,730	43,730	43,730
101-XXX-00000-718-0000	LIFE INSURANCE	242	246	260	305	150	290	290	290
101-XXX-00000-719-0000	UNEMPLOYMENT INSURANCE	1,098	536	994	1,435	1,135	930	930	930
101-XXX-00000-720-0000	DISABILITY INSURANCE	687	661	644	245	245	330	330	330
101-XXX-00000-721-0000	WORKERS COMP	1,044	1,654	1,800	2,055	2,475	1,930	1,930	1,930
101-XXX-00000-722-0000	RETIREMENT-MERS	5,202	3,823	5,450	5,530	5,755	6,360	6,360	6,360
101-XXX-00000-724-0000	RETIREMENT-ICMA	7,833	7,747	8,345	9,215	3,480	7,035	7,035	7,035
101-XXX-00000-727-0000	OFFICE SUPPLIES	2,856	2,909	2,829	3,000	1,650	2,000	2,000	2,000
101-XXX-00000-730-0000	COST OF SALES	5,737	6,454	7,054	6,000	5,000	5,000	5,000	5,000
101-XXX-99000-730-0000	CREDIT CARD TRANSACTION FEES	0	0	0	0	5,020	6,800	6,800	6,800
101-XXX-00000-740-0000	OPERATING SUPPLIES	6,705	7,033	9,633	6,500	5,400	6,000	6,000	6,000
101-XXX-00000-775-0000	REPAIR & MAINT SUPPLIES	270	8,629	2,159	1,450	4,440	7,250	7,250	7,250
101-XXX-00000-801-0000	PROFESSIONAL & CONTRACTUAL	80,458	84,531	20,005	4,000	3,380	3,700	3,700	3,700
101-XXX-00000-812-0000	TECHNOLOGY SVCS FUND FEE	0	0	0	0	0	34,675	34,675	34,675
101-XXX-00000-850-0000	COMMUNICATIONS	4,046	3,693	2,703	3,500	2,210	0	0	0
101-XXX-00000-860-0000	TRANSPORTATION	1,848	1,257	556	2,000	775	1,000	1,000	1,000
101-XXX-00000-900-0000	PRINTING & PUBLISHING	4,418	3,211	386	4,000	4,165	4,700	4,700	4,700
101-XXX-00000-910-0000	PROPERTY INSURANCE	0	0	11	15	15	15	15	15
101-XXX-00000-920-0000	POWER	6,734	6,739	6,943	6,800	6,250	6,800	6,800	6,800
101-XXX-00000-921-0000	NATURAL GAS	1,700	1,825	1,393	2,500	2,650	2,700	2,700	2,700
101-XXX-00000-922-0000	WATER	3,865	4,242	5,401	3,950	5,950	6,400	6,400	6,400
101-XXX-00000-930-0000	REPAIR & MAINTENANCE	340	360	333	350	335	350	350	350
101-XXX-00000-940-0000	RENTAL	280	395	155	0	240	360	360	360
101-XXX-00000-943-0000	RENTAL - BLDGS/OFFICES	4,040	4,040	4,040	4,040	4,040	4,040	4,040	4,040
101-XXX-00000-945-0000	VEHICLE RENTAL	4,887	5,000	10,006	5,000	15,990	5,800	5,800	5,800
101-XXX-00000-972-0000	CAPITAL OUTLAY-LAND IMPROVEMENT	0	64,500	0	0	6,860	0	0	0
101-XXX-79213-972-0000	CAPITAL OUTLAY-SOCCER FIELDS	0	21,525	200,676	0	43,475	0	0	0
	TOTAL	**379,061**	**480,276**	**540,580**	**312,705**	**310,275**	**349,135**	**349,135**	**349,135**
	SALARIES	192,338	192,166	199,135	190,315	142,620	179,620	179,620	179,620
	FRINGES	58,539	61,767	67,162	69,285	49,810	71,925	71,925	71,925
	SUPPLIES & SERVICES	128,184	140,318	73,607	53,105	67,510	97,590	97,590	97,590
	CAPITAL OUTLAY	0	86,025	200,676	0	50,335	0	0	0
	DEBT SERVICE	0	0	0	0	0	0	0	0
	TRANSFERS OUT	0	0	0	0	0	0	0	0
	OTHER EXPENDITURES	0	0	0	0	0	0	0	0
	TOTAL	**379,061**	**480,276**	**540,580**	**312,705**	**310,275**	**349,135**	**349,135**	**349,135**

Includes departments 751 Parks & Rec Administration, 777 Swimming Areas, and 785 Tourist Park.

DEPARTMENTAL FACT SHEET
2009-10 FISCAL YEAR

Existing __X__ New_____

DEPARTMENT & ACTIVITY Parks and Recreation-Administrative **Account No.** 101-751

I. FUNCTION:

The Department of Parks & Recreation is responsible for the planning, development, management and operation of all parks and recreation facilities as well as all City sponsored and co-sponsored recreation programs.

II. REVENUE APPLICABLE TO THIS ACCOUNT:

A.	Fees	$ 37,722
B.	Ballfields	$ 10,627
C.	Ski Trail Revenue	$ 135
D.	Soccer Field Use	$ 3,300
E.	Rental/Refunds	$ 3,205
F.	Reimbursement	$ 112
G.	Private Source-Soccer Fields	$ 7,343
	Total	$ 62,444

III. AUTHORIZED POSITIONS:

1	Assistant City Manager (50%)	$ 39,028
1	Assist. Park and Rec. Dir. (30%)	$ 16,176
1	Executive Secretary	$ 36,400
	Total	$ 91,604

IV. PROGRAM STATISTICS

None

CITY OF MARQUETTE
EXPENDITURES
2009-2010 FISCAL YEAR

COMPONENT OF
PARKS & RECREATION

ACCOUNT NUMBER	751 PARKS & RECREATION ADMINISTRATION EXPENDITURES	2005-06 ACTUAL	2006-07 ACTUAL	2007-08 ACTUAL	2008-09 BUDGET	2008-09 YEAR END ESTIMATE	2009-10 DEPT REQUEST	2009-10 CITY MGR REC	2009-10 COMMISSION APPROVED
101-751-00000-702-0000	SALARIES & WAGES	90,907	91,958	99,431	105,110	62,720	91,605	91,605	91,605
101-751-00000-703-0000	ACCRUED LEAVE RESERVE	0	0	(1,560)	0	0	0	0	0
101-751-00000-715-0000	LONGEVITY	1,172	705	705	735	860	525	525	525
101-751-00000-716-0000	SOCIAL SECURITY	7,761	6,994	7,685	8,100	4,860	4,055	4,055	4,055
101-751-00000-717-0000	HEALTH INSURANCE	25,616	31,748	33,533	35,145	24,740	37,510	37,510	37,510
101-751-00000-718-0000	LIFE INSURANCE	242	246	260	305	150	250	250	250
101-751-00000-719-0000	UNEMPLOYMENT INSURANCE	109	101	293	295	90	165	165	165
101-751-00000-720-0000	DISABILITY INSURANCE	687	661	644	245	245	260	260	260
101-751-00000-721-0000	WORKERS COMP INSURANCE	432	472	336	380	405	230	230	230
101-751-00000-722-0000	RETIREMENT-MERS	5,202	3,823	5,450	5,530	5,755	6,130	6,130	6,130
101-751-00000-724-0000	RETIREMENT-ICMA	7,833	7,747	8,345	9,215	3,480	6,550	6,550	6,550
101-751-00000-727-0000	OFFICE SUPPLIES	2,626	2,909	2,780	2,500	1,500	1,500	1,500	1,500
101-751-99000-730-0000	CREDIT CARD TRANSACTION FEES	0	0	0	0	1,270	1,300	1,300	1,300
101-751-00000-801-0000	PROFESSIONAL & CONTRACTUAL	78,062	81,759	17,887	1,000	1,130	1,200	1,200	1,200
101-751-00000-812-0000	TECHNOLOGY SVCS FUND FEE	0	0	0	0	0	26,920	26,920	26,920
101-751-00000-850-0000	COMMUNICATIONS	2,378	2,274	1,922	2,000	1,550	0	0	0
101-751-00000-860-0000	TRANSPORTATION	1,585	402	556	1,000	675	1,000	1,000	1,000
101-751-00000-900-0000	PRINTING & PUBLISHING	3,827	1,091	211	1,500	315	1,500	1,500	1,500
101-751-00000-930-0000	REPAIR & MAINTENANCE	340	360	333	350	335	350	350	350
101-751-00000-940-0000	RENTAL	280	255	155	0	240	360	360	360
101-751-00000-943-0000	RENTAL - BLDGS/OFFICES	4,040	4,040	4,040	4,040	4,040	4,040	4,040	4,040
101-751-00000-945-0000	VEHICLE RENTAL	2,887	3,000	3,165	3,000	2,250	2,500	2,500	2,500
101-751-00000-972-0000	CAPITAL OUTLAY-LAND IMPROVEMENTS	0	21,525	200,676	0	43,475	0	0	0
	TOTAL	**235,986**	**262,070**	**386,847**	**180,450**	**160,085**	**187,950**	**187,950**	**187,950**
	SALARIES	90,907	91,958	97,871	105,110	62,720	91,605	91,605	91,605
	FRINGES	49,054	52,497	57,251	59,950	40,585	55,675	55,675	55,675
	SUPPLIES & SERVICES	96,025	96,090	31,049	15,390	13,305	40,670	40,670	40,670
	CAPITAL OUTLAY	0	21,525	200,676	0	43,475	0	0	0
	DEBT SERVICE	0	0	0	0	0	0	0	0
	TRANSFERS OUT	0	0	0	0	0	0	0	0
	OTHER EXPENDITURES	0	0	0	0	0	0	0	0
	TOTAL	**235,986**	**262,070**	**386,847**	**180,450**	**160,085**	**187,950**	**187,950**	**187,950**

801 - Master Plan for FY 06 & FY 07.
972 - Reflects work at Presque Isle for Soil Erosion work

DEPARTMENTAL FACT SHEET
2009-10 FISCAL YEAR

Existing ___X___ New _____

DEPARTMENT & ACTIVITY Swimming and Bathing Beaches **Account No.** 101-777

I. FUNCTION:

Provide and maintain safe bathing and swimming areas for residents and guests in Marquette. Three areas have been staffed in the past, South Beach, McCarty's Cove and Tourist Park. The Tourist Park Beach was eliminated due to flooding in 2003.

II. REVENUE APPLICABLE TO THIS ACCOUNT:

-None-

III. AUTHORIZED POSITIONS:

10	Lifeguards @ $8.09 - $10.28/hour	$26,777
1	Head Lifeguard @ $14.45/hour	$ 9,247
	Full time and seasonal maintenance staff as needed	$ 2,500

IV. PROGRAMS STATISTICS 2007

	Attn	Days Open	Avg Attn.	Avg Air Temp	Avg Water Temp
McCarty's Cove	14,438	86	180	73.7	63.3
South Beach	15,119	85	189	76.3	64.6

PROGRAMS STATISTICS 2006

	Attn	Days Open	Avg Attn.	Avg Air Temp	Avg Water Temp
McCarty's Cove	14,850	89	167	73.65	63.73
South Beach	19,531	89	219	73.50	66.47

PROGRAM STATISTICS 2005

	Attn.	Days Open	Avg Attn.	Avg Air Temp	Avg Water Temp
McCarty's Cove	17,436	82	213	75.2	59.2
South Beach	24,062	86	280	71.9	64.0

CITY OF MARQUETTE
EXPENDITURES
2009-2010 FISCAL YEAR

COMPONENT OF
PARKS & RECREATION

ACCOUNT NUMBER	777 SWIMMING AREAS EXPENDITURES	2005-06 ACTUAL	2006-07 ACTUAL	2007-08 ACTUAL	2008-09 BUDGET	2008-09 YEAR END ESTIMATE	2009-10 DEPT REQUEST	2009-10 CITY MGR REC	2009-10 COMMISSION APPROVED
101-777-00000-702-0000	SALARIES & WAGES	39,266	38,363	51,335	35,325	31,340	36,025	36,025	36,025
101-777-00000-716-0000	SOCIAL SECURITY	3,130	2,934	3,927	2,705	2,395	2,760	2,760	2,760
101-777-00000-719-0000	UNEMPLOYMENT INSURANCE	403	187	334	530	475	365	365	365
101-777-00000-721-0000	WORKERS COMP INSURANCE	612	640	608	610	940	720	720	720
101-777-00000-740-0000	OPERATING SUPPLIES	1,249	2,278	1,025	1,000	900	1,000	1,000	1,000
101-777-00000-775-0000	REPAIR & MAINT SUPPLIES	0	621	237	200	200	2,500	2,500	2,500
101-777-00000-801-0000	PROFESSIONAL & CONTRACTUAL	150	502	168	500	350	500	500	500
101-777-00000-812-0000	TECHNOLOGY SVCS FUND FEE	0	0	0	0	0	1,540	1,540	1,540
101-777-00000-850-0000	COMMUNICATIONS	412	289	10	500	10	0	0	0
101-777-00000-860-0000	TRANSPORTATION	164	0	0	500	100	0	0	0
101-777-00000-920-0000	POWER	279	412	460	300	250	300	300	300
101-777-00000-922-0000	WATER	225	830	375	450	350	400	400	400
101-777-00000-945-0000	VEHICLE RENTAL	0	0	0	0	540	600	600	600
	TOTAL	**45,890**	**47,056**	**58,479**	**42,620**	**37,850**	**46,710**	**46,710**	**46,710**
	SALARIES	39,266	38,363	51,335	35,325	31,340	36,025	36,025	36,025
	FRINGES	4,145	3,761	4,869	3,845	3,810	3,845	3,845	3,845
	SUPPLIES & SERVICES	2,479	4,932	2,275	3,450	2,700	6,840	6,840	6,840
	CAPITAL OUTLAY	0	0	0	0	0	0	0	0
	DEBT SERVICE	0	0	0	0	0	0	0	0
	TRANSFERS OUT	0	0	0	0	0	0	0	0
	OTHER EXPENDITURES	0	0	0	0	0	0	0	0
	TOTAL	**45,890**	**47,056**	**58,479**	**42,620**	**37,850**	**46,710**	**46,710**	**46,710**

775 - FY 10 Restroom Facilities Repairs.
801- CPR training for lifeguards.

DEPARTMENTAL FACT SHEET
2009-10 FISCAL YEAR

Existing X New _____

DEPARTMENT & ACTIVITY Tourist Park **Account No.** 101-785

I. FUNCTION:

Maintain a quality camping facility for tourists and residents, including 110 campsites, two shower/washroom buildings and office building.

II. REVENUE APPLICABLE TO THIS ACCOUNT:

A.	Camper user fees	$127,605
B.	Concession & Misc. revenues	$ 7,383
C.	Reimbursements	$ 143
		$135,131

III. AUTHORIZED POSITIONS:

8	Campground Attendants @ $7.99	$33,850
1	Asst. Park and Recreation Dir. (10%)	$ 5,392
1	Parks & Rec Coordinator (30%)	$ 9,372
1	Custodian (20%)	$ 3,376

IV. PROGRAM STATISTICS;

	2008	2007	2006
Total Campers	8,756	9,308	10,202
Camping Revenue	$106,100	$ 114,153	$ 140,576
Concession Revenue	$ 7,045	$ 7,593	$ 7,243
Reservation Fee	$ 1,685	$ 2,532	$ 6,800
Camping Days Open	156	156	156

CITY OF MARQUETTE
EXPENDITURES
2009-2010 FISCAL YEAR

COMPONENT OF
PARKS & RECREATION

ACCOUNT NUMBER	785 TOURIST PARK EXPENDITURES	2005-06 ACTUAL	2006-07 ACTUAL	2007-08 ACTUAL	2008-09 BUDGET	2008-09 YEAR END ESTIMATE	2009-10 DEPT REQUEST	2009-10 CITY MGR REC	2009-10 COMMISSION APPROVED
101-785-00000-702-0000	SALARIES & WAGES	62,165	61,845	49,929	49,880	48,560	51,990	51,990	51,990
101-785-00000-716-0000	SOCIAL SECURITY	4,754	4,719	3,819	3,815	3,715	3,980	3,980	3,980
101-785-00000-717-0000	HEALTH INSURANCE	0	0	0	0	0	6,220	6,220	6,220
101-785-00000-718-0000	LIFE INSURANCE	0	0	0	0	0	40	40	40
101-785-00000-719-0000	UNEMPLOYMENT INSURANCE	586	248	367	610	570	400	400	400
101-785-00000-720-0000	DISABILITY INSURANCE	0	0	0	0	0	70	70	70
101-785-00000-721-0000	WORKERS COMP	0	542	856	1,065	1,130	980	980	980
101-785-00000-722-0000	RETIREMENT-MERS	0	0	0	0	0	230	230	230
101-785-00000-724-0000	RETIREMENT-ICMA	0	0	0	0	0	485	485	485
101-785-00000-727-0000	OFFICE SUPPLIES	230	0	49	500	150	500	500	500
101-785-00000-730-0000	COST OF SALES	5,737	6,454	7,054	6,000	5,000	5,000	5,000	5,000
101-785-99000-730-0000	CREDIT CARD TRANSACTION FEES	0	0	0	0	3,750	5,500	5,500	5,500
101-785-00000-740-0000	OPERATING SUPPLIES	5,456	4,755	8,608	5,500	4,500	5,000	5,000	5,000
101-785-00000-775-0000	REPAIR & MAINT SUPPLIES	270	8,008	1,922	1,250	4,240	4,750	4,750	4,750
101-785-00000-801-0000	PROFESSIONAL & CONTRACTUAL	2,246	2,270	1,950	2,500	1,900	2,000	2,000	2,000
101-785-00000-812-0000	TECHNOLOGY SVCS FUND FEE	0	0	0	0	0	6,215	6,215	6,215
101-785-00000-850-0000	COMMUNICATIONS	1,256	1,130	771	1,000	650	0	0	0
101-785-00000-860-0000	TRANSPORTATION	99	855	0	500	0	0	0	0
101-785-00000-900-0000	PRINTING & PUBLISHING	591	2,120	175	2,500	3,850	3,200	3,200	3,200
101-785-00000-910-0000	PROPERTY INSURANCE	0	0	11	15	15	15	15	15
101-785-00000-920-0000	POWER	6,455	6,327	6,483	6,500	6,000	6,500	6,500	6,500
101-785-00000-921-0000	NATURAL GAS	1,700	1,825	1,393	2,500	2,650	2,700	2,700	2,700
101-785-00000-922-0000	WATER	3,640	3,412	5,026	3,500	5,600	6,000	6,000	6,000
101-785-00000-940-0000	RENTAL	0	140	0	0	0	0	0	0
101-785-00000-945-0000	VEHICLE RENTAL	2,000	2,000	6,841	2,000	13,200	2,700	2,700	2,700
101-785-00000-972-0000	CAPITAL OUTLAY-LAND IMPROVEMENT	0	64,500	0	0	6,860	0	0	0
	TOTAL	**97,185**	**171,150**	**95,254**	**89,635**	**112,340**	**114,475**	**114,475**	**114,475**
	SALARIES	62,165	61,845	49,929	49,880	48,560	51,990	51,990	51,990
	FRINGES	5,340	5,509	5,042	5,490	5,415	12,405	12,405	12,405
	SUPPLIES & SERVICES	29,680	39,296	40,283	34,265	51,505	50,080	50,080	50,080
	CAPITAL OUTLAY	0	64,500	0	0	6,860	0	0	0
	DEBT SERVICE	0	0	0	0	0	0	0	0
	TRANSFERS OUT	0	0	0	0	0	0	0	0
	OTHER EXPENDITURES	0	0	0	0	0	0	0	0
	TOTAL	**97,185**	**171,150**	**95,254**	**89,635**	**112,340**	**114,475**	**114,475**	**114,475**

775-Maintenance: repairs to restrooms for FY 09.

CITY OF MARQUETTE
EXPENDITURES
2009-2010 FISCAL YEAR

SUMMARY

ACCOUNT NUMBER	OTHER EXPENDITURES	2005-06 ACTUAL	2006-07 ACTUAL	2007-08 ACTUAL	2008-09 BUDGET	2008-09 YEAR END ESTIMATE	2009-10 DEPT REQUEST	2009-10 CITY MGR REC	2009-10 COMMISSION APPROVED
101-XXX-00000-702-0000	SALARIES & WAGES	3,822,579	3,614,557	3,666,999	3,660,660	3,631,705	3,817,340	3,817,340	3,817,340
101-XXX-00000-703-0000	ACCRUED LEAVE RESERVE	24,689	24,849	(84,982)	0	0	0	0	0
101-XXX-00000-714-0000	FRINGE BENEFITS	0	5,000	5,000	4,600	4,600	0	0	0
101-XXX-00000-715-0000	LONGEVITY	24,476	23,973	24,221	23,405	23,015	23,155	23,155	23,155
101-XXX-00000-716-0000	SOCIAL SECURITY	95,603	93,834	94,938	93,880	97,480	99,920	99,920	99,920
101-XXX-00000-717-0000	HEALTH INSURANCE	849,739	899,635	996,808	1,182,065	1,098,400	1,133,315	1,133,315	1,133,315
101-XXX-00000-718-0000	LIFE INSURANCE	5,282	5,082	5,126	6,030	5,605	6,085	6,085	6,085
101-XXX-00000-719-0000	UNEMPLOYMENT INSURANCE	4,155	4,082	11,177	11,875	7,635	7,455	7,455	7,455
101-XXX-00000-720-0000	DISABILITY INSURANCE	4,210	4,381	4,084	1,775	1,815	1,970	1,970	1,970
101-XXX-00000-721-0000	WORKERS COMP INSURANCE	85,432	79,820	76,248	79,600	94,875	100,065	100,065	100,065
101-XXX-00000-722-0000	RETIREMENT-MERS	80,313	84,590	107,520	128,035	131,790	139,485	139,485	139,485
101-XXX-00000-723-0000	RETIREMENT-FIRE/POLICE	265,197	470,018	587,824	639,230	634,985	651,750	651,750	651,750
101-XXX-00000-724-0000	RETIREMENT-ICMA	6,026	5,116	4,885	5,340	5,085	5,765	5,765	5,765
101-XXX-00000-727-0000	OFFICE SUPPLIES	7,347	7,652	6,998	6,950	5,450	9,170	9,170	9,170
101-XXX-00000-740-0000	OPERATING SUPPLIES	120,915	88,110	88,523	92,800	93,100	118,230	118,230	118,230
101-XXX-00000-775-0000	REPAIR & MAINTENANCE	17,839	18,372	23,897	26,700	25,600	28,900	28,900	28,900
101-XXX-00000-801-0000	PROFESSIONAL & CONTRACTUAL	34,263	36,909	39,485	41,300	45,400	50,800	50,800	50,800
101-XXX-00000-810-0000	HEALTH & SAFETY	0	0	619	1,000	400	600	600	600
101-XXX-00000-812-0000	TECHNOLOGY SVCS FUND FEE	0	0	0	0	0	278,390	278,390	278,390
101-XXX-00000-850-0000	COMMUNICATIONS	32,782	37,532	36,553	37,800	34,695	20,000	20,000	20,000
101-XXX-00000-860-0000	TRANSPORTATION	6,966	6,650	5,800	11,300	9,080	13,250	13,250	13,250
101-XXX-00000-869-0000	FOOD ALLOWANCE	27,780	27,420	27,444	28,900	27,695	28,900	28,900	28,900
101-XXX-00000-880-0000	COMMUNITY PROMOTION	26	454	159	500	500	500	500	500
101-XXX-00000-900-0000	PRINTING & PUBLISHING	6,243	3,062	5,091	7,650	6,065	7,450	7,450	7,450
101-XXX-00000-910-0000	PROPERTY INSURANCE	136,236	128,031	129,475	136,820	109,885	136,735	136,735	136,735
101-XXX-00000-920-0000	POWER	32,030	35,623	39,021	36,500	36,300	38,500	38,500	38,500
101-XXX-00000-921-0000	NATURAL GAS	54,097	42,155	44,387	52,200	52,200	53,450	53,450	53,450
101-XXX-00000-922-0000	WATER	13,191	16,438	19,761	20,200	21,000	21,100	21,100	21,100
101-XXX-00000-930-0000	REPAIR & MAINTENANCE	3,008	10,884	5,631	5,500	5,900	6,000	6,000	6,000
101-XXX-00000-940-0000	RENTAL	5,769	4,954	6,413	7,810	9,830	385	385	385
101-XXX-00000-943-0000	RENTAL-BLDGS/OFFICES	44,300	56,000	50,800	57,300	57,300	52,600	52,600	52,600
101-XXX-00000-945-0000	VEHICLE RENTAL	290,457	293,252	408,054	323,000	407,000	404,535	404,535	404,535
101-XXX-00000-963-0000	TRAINING FUNDS	2,788	5,894	3,066	10,550	9,375	23,235	23,235	23,235
101-XXX-00000-976-0000	CAPITAL OUTLAY	14,208	128,470	116,197	8,900	105,000	324,800	265,800	265,800
101-XXX-00000-991-0000	DEBT SERVICE	104,004	103,489	117,355	104,645	183,020	0	0	0
101-XXX-00000-999-0000	TRANSFERS OUT	3,398,717	2,664,495	4,174,269	3,183,330	3,133,165	4,566,025	4,436,025	4,436,025
	TOTAL	**9,620,667**	**9,030,783**	**10,848,846**	**10,038,150**	**10,114,950**	**12,169,860**	**11,980,860**	**11,980,860**
	SALARIES	3,847,268	3,639,406	3,582,017	3,660,660	3,631,705	3,817,340	3,817,340	3,817,340
	FRINGES	1,420,433	1,675,531	1,917,831	2,175,835	2,105,285	2,168,965	2,168,965	2,168,965
	SUPPLIES & SERVICES	836,037	819,392	941,177	904,780	956,775	1,292,730	1,292,730	1,292,730
	CAPITAL OUTLAY	14,208	128,470	116,197	8,900	105,000	324,800	265,800	265,800
	DEBT SERVICE	104,004	103,489	117,355	104,645	183,020	0	0	0
	TRANSFERS OUT	3,398,717	2,664,495	4,174,269	3,183,330	3,133,165	4,566,025	4,436,025	4,436,025
	TOTAL	**9,620,667**	**9,030,783**	**10,848,846**	**10,038,150**	**10,114,950**	**12,169,860**	**11,980,860**	**11,980,860**

DEPARTMENTAL FACT SHEET
2009–2010 FISCAL YEAR

Existing _X_ New ____

DEPARTMENT & ACTIVITY – City Hall **Account No.** 101-265

I. FUNCTION:

Houses offices for City officials and the following departments: City Manager, Clerk, Community Development, Assessing, Finance, Treasurer, Water Billing, Police Department, Information Systems, and Senior HDCP Center. Responsible for most indoor general maintenance, function set-up, and some outdoor chores including snow removal and gardening, in season.

II. REVENUE APPLICABLE TO THIS ACCOUNT:

A. Community Center & Gym Rentals $ 16,994

III. AUTHORIZED POSITIONS:

2009-10	Title	Pay Bracket
1	Custodian	$ 29,910

IV. PROGRAM STATISTICS Prior Three Fiscal Years:

City Hall is open 7:00 am – 5:00 pm each working day of the year, plus most weekday evenings for assorted meetings to 11:00 pm or later. Police Department is open 24 hours every day. In excess of 600 meetings are held in the chambers, conference rooms, and several offices requiring set-up. Building cleaning and minor maintenance are the primary functions.

	05-06	06-07	07-08	08-09
Open Gym – Noon	249	249	249	295
Senior Usage	416	416	416	450
Meeting Room Use Days	249	249	249	300
Gym Rentals	410	413	376	292

CITY OF MARQUETTE
EXPENDITURES
2009-2010 FISCAL YEAR

COMPONENT OF OTHER ACCOUNT NUMBER	265 CITY HALL EXPENDITURES	2005-06 ACTUAL	2006-07 ACTUAL	2007-08 ACTUAL	2008-09 BUDGET	2008-09 YEAR END ESTIMATE	2009-10 DEPT REQUEST	2009-10 CITY MGR REC	2009-10 COMMISSION APPROVED
101-265-00000-702-0000	SALARIES & WAGES	55,665	59,767	65,767	62,000	62,000	66,000	66,000	66,000
101-265-00000-703-0000	ACCRUED LEAVE RESERVE	0	3,000	877	0	0	0	0	0
101-265-00000-715-0000	LONGEVITY	340	370	370	370	370	370	370	370
101-265-00000-716-0000	SOCIAL SECURITY	4,264	4,578	5,045	4,770	4,770	5,050	5,050	5,050
101-265-00000-717-0000	HEALTH INSURANCE	6,010	5,881	6,444	7,175	6,920	5,850	5,850	5,850
101-265-00000-718-0000	LIFE INSURANCE	83	83	83	95	90	95	95	95
101-265-00000-719-0000	UNEMPLOYMENT INSURANCE	75	50	147	145	90	95	95	95
101-265-00000-720-0000	DISABILITY INSURANCE	217	197	185	205	200	215	215	215
101-265-00000-721-0000	WORKERS COMP INSURANCE	1,516	844	800	870	2,105	1,095	1,095	1,095
101-265-00000-722-0000	RETIREMENT-MERS	3,326	3,248	4,926	4,850	5,165	5,380	5,380	5,380
101-265-00000-740-0000	OPERATING SUPPLIES	3,758	4,894	14,845	18,000	18,000	18,000	18,000	18,000
101-265-00000-775-0000	REPAIR & MAINT SUPPLIES	9,171	8,222	15,335	16,000	16,000	18,000	18,000	18,000
101-265-00000-801-0000	PROFESSIONAL & CONTRACTUAL	22,308	24,172	27,048	26,000	30,000	34,000	34,000	34,000
101-265-00000-810-0000	HEALTH & SAFETY	0	0	518	800	200	400	400	400
101-265-00000-850-0000	COMMUNICATIONS	826	510	168	0	200	0	0	0
101-265-00000-910-0000	PROPERTY INSURANCE	0	0	5,398	5,725	4,850	5,500	5,500	5,500
101-265-00000-920-0000	POWER	20,462	24,064	26,847	30,000	30,000	32,000	32,000	32,000
101-265-00000-921-0000	NATURAL GAS	37,825	28,622	29,841	36,000	36,000	36,000	36,000	36,000
101-265-00000-922-0000	WATER	3,281	3,341	4,306	4,600	5,400	5,500	5,500	5,500
101-265-00000-945-0000	VEHICLE RENTAL	0	0	22,513	0	24,000	24,000	24,000	24,000
101-265-00000-976-0000	CAPITAL OUTLAY-BUILDING IMP	1,900	92,170	33,327	0	105,000	254,000	245,000	245,000
	TOTAL	**171,027**	**264,013**	**264,790**	**217,605**	**351,360**	**511,550**	**502,550**	**502,550**
	SALARIES	55,665	62,767	66,644	62,000	62,000	66,000	66,000	66,000
	FRINGES	15,831	15,251	18,000	18,480	19,710	18,150	18,150	18,150
	SUPPLIES & SERVICES	97,631	93,825	146,819	137,125	164,650	173,400	173,400	173,400
	CAPITAL OUTLAY	1,900	92,170	33,327	0	105,000	254,000	245,000	245,000
	DEBT SERVICE	0	0	0	0	0	0	0	0
	TRANSFERS OUT	0	0	0	0	0	0	0	0
	TOTAL	**171,027**	**264,013**	**264,790**	**217,605**	**351,360**	**511,550**	**502,550**	**502,550**

FY 09:
Carryovers from FY 08:
HVAC = $90,000
Windows = $15,000

FY 10:
976 Carpet & Tile Replacement-Community Development $9,000 (not approved)
976 Elevator Repair & Upgrade $20,000
976 Fire Alarm System $100,000
976 Gym Window Replacement & Wall Insulation $75,000
976 HVAC Repairs & Component Replacement $50,000
801 includes Parking Lot Sealing

DEPARTMENTAL FACT SHEET
2009 - 2010 FISCAL YEAR

Existing _X_ New _____

DEPARTMENT & ACTIVITY Cemetery **Account No.** 101-276

I. **FUNCTION** The Park Cemetery is charged with responsibility for plotting and sale of burial lots, on-site burial procedures, perpetual care of grave sites and general annual maintenance of the entire facility.

II. **REVENUE APPLICABLE TO THIS ACCOUNT:**

A.	Lot Sales	$ 17,125
B.	Grave Openings	$ 33,240
C.	Foundations	$ 5,157
D.	Perpetual Care	$ 17,475
E.	Flower Project	$ 109
	TOTAL:	$ 73,106

III. **AUTHORIZED POSITIONS:**

1	Cemetery Sexton	$ 46,654
4	Seasonal Laborers	$ 37,904

IV. **PROGRAM STATISTICS Prior Three Fiscal Years:**

YEAR	LOT SALES	BURIALS
2008	52	51
2007	29	71
2006	49	70

CITY OF MARQUETTE
EXPENDITURES
2009-2010 FISCAL YEAR

COMPONENT OF OTHER

ACCOUNT NUMBER	276 PARK CEMETERY EXPENDITURES	2005-06 ACTUAL	2006-07 ACTUAL	2007-08 ACTUAL	2008-09 BUDGET	2008-09 YEAR END ESTIMATE	2009-10 DEPT REQUEST	2009-10 CITY MGR REC	2009-10 COMMISSION APPROVED
101-276-00000-702-0000	SALARIES & WAGES	78,974	80,599	77,979	92,000	85,000	90,000	90,000	90,000
101-276-00000-703-0000	ACCRUED LEAVE RESERVE	0	3,000	(1,488)	0	0	0	0	0
101-276-00000-714-0000	FRINGE BENEFITS	0	5,000	5,000	4,600	4,600	0	0	0
101-276-00000-715-0000	LONGEVITY	340	370	356	370	370	370	370	370
101-276-00000-716-0000	SOCIAL SECURITY	6,023	6,602	6,320	7,040	7,040	6,885	6,885	6,885
101-276-00000-717-0000	HEALTH INSURANCE	12,794	12,291	13,550	17,885	14,505	12,490	12,490	12,490
101-276-00000-718-0000	LIFE INSURANCE	83	83	83	95	90	95	95	95
101-276-00000-719-0000	UNEMPLOYMENT INSURANCE	311	164	362	735	405	460	460	460
101-276-00000-720-0000	DISABILITY INSURANCE	302	308	290	320	315	335	335	335
101-276-00000-721-0000	WORKERS COMP INSURANCE	2,096	1,952	1,908	2,380	2,450	2,835	2,835	2,835
101-276-00000-722-0000	RETIREMENT-MERS	4,196	5,744	3,442	7,875	7,720	8,370	8,370	8,370
101-276-00000-727-0000	OFFICE SUPPLIES	0	40	161	100	100	100	100	100
101-276-00000-740-0000	OPERATING SUPPLIES	2,409	3,917	2,699	2,700	2,000	2,700	2,700	2,700
101-276-00000-775-0000	REPAIR & MAINT SUPPLIES	2,108	3,464	2,923	3,000	2,200	3,200	3,200	3,200
101-276-00000-801-0000	PROFESSIONAL & CONTRACTUAL	1,242	961	1,144	1,200	2,900	1,200	1,200	1,200
101-276-00000-810-0000	HEALTH & SAFETY	0	0	101	200	200	200	200	200
101-276-00000-812-0000	TECHNOLOGY SVCS FUND FEE	0	0	0	0	0	9,270	9,270	9,270
101-276-00000-850-0000	COMMUNICATIONS	704	655	616	600	600	0	0	0
101-276-00000-910-0000	PROPERTY INSURANCE	0	0	246	250	235	250	250	250
101-276-00000-920-0000	POWER	1,121	528	622	900	700	900	900	900
101-276-00000-921-0000	NATURAL GAS	2,419	988	1,168	1,200	1,200	1,400	1,400	1,400
101-276-00000-922-0000	WATER	6,690	10,346	11,152	13,000	13,000	13,000	13,000	13,000
101-276-00000-945-0000	VEHICLE RENTAL	32,825	32,227	35,082	35,000	35,000	35,000	35,000	35,000
101-276-74032-972-0000	CAPITAL OUTLAY - LAND IMP	0	0	5,369	0	0	50,000	0	0
	TOTAL	**154,637**	**169,239**	**169,085**	**191,450**	**180,630**	**239,060**	**189,060**	**189,060**
	SALARIES	78,974	83,599	76,491	92,000	85,000	90,000	90,000	90,000
	FRINGES	26,145	32,514	31,311	41,300	37,495	31,840	31,840	31,840
	SUPPLIES & SERVICES	49,518	53,126	55,914	58,150	58,135	67,220	67,220	67,220
	CAPITAL OUTLAY	0	0	5,369	0	0	50,000	0	0
	DEBT SERVICE	0	0	0	0	0	0	0	0
	TRANSFERS OUT	0	0	0	0	0	0	0	0
	TOTAL	**154,637**	**169,239**	**169,085**	**191,450**	**180,630**	**239,060**	**189,060**	**189,060**

FY 09:
801 includes Cemetery SoftwareTraining

FY 10:
972 Eagle Drive Construction $50,000 (not approved)

DEPARTMENTAL FACT SHEET
2009-10 FISCAL YEAR

Existing X New _____

DEPARTMENT & ACTIVITY Police **Account No.** 101-301

I. FUNCTION:

Responsible for preservation of life and property and provide numerous public services to the community.

II. REVENUE APPLICABLE TO THIS ACCOUNT:

A. Police Report Copies	$ 6,500
B. Bicycle License	$ 100
C. Notary Services	$ 500
D. Clearance Letter	$ 25
E. 24 Hour Liquor License/Inspections	$ 2,000
F. Witness Fees	$ 50
G. Preliminary Breath Tests	$11 ,000
H. Non-Sufficient Fund Checks	$ 1,000
I. City Auction	$ 2,500
J. False Alarms	$ 1,500
K. Animal Traps/Disposal	$ 600
L. Applicant Prints	$ 8,000
Total	$ 33,775

III. AUTHORIZED POSITIONS:

1	Chief	$82,000
1	Patrol Captain	$67,319
1	Detective Captain	$60,965
3	Lieutenants	$52,541
4	Sergeants	$51,002
3	Corporals	$48,256
19	Officers *	$45,344
4	Clerks	$37,217
1	Support Officer	$32,989
1	Parking Enforcement Officer	$27,539
3	Crossing Guards	$16,570

IV. PROGRAM STATISTICS;

*Temporary Position: 1 Officer with the Upper Peninsula Substance Enforcement Team
ASSA Funds - $24,022.00 / Matching Funds $42,574.00 TOTAL: $66,596.00

CITY OF MARQUETTE
EXPENDITURES
2009-2010 FISCAL YEAR

COMPONENT OF OTHER ACCOUNT NUMBER	301 POLICE EXPENDITURES	2005-06 ACTUAL	2006-07 ACTUAL	2007-08 ACTUAL	2008-09 BUDGET	2008-09 YEAR END ESTIMATE	2009-10 DEPT REQUEST	2009-10 CITY MGR REC	2009-10 COMMISSION APPROVED
101-301-00000-702-0000	SALARIES & WAGES	2,036,303	1,890,468	1,943,091	1,829,170	1,852,575	1,945,780	1,945,780	1,945,780
101-301-00000-703-0000	ACCRUED LEAVE RESERVE	24,689	0	(89,762)	0	0	0	0	0
101-301-00000-715-0000	LONGEVITY	13,651	12,604	13,132	12,385	11,965	11,985	11,985	11,985
101-301-00000-716-0000	SOCIAL SECURITY	41,477	37,561	38,071	34,820	38,660	37,980	37,980	37,980
101-301-00000-717-0000	HEALTH INSURANCE	395,516	421,318	494,717	629,760	565,760	583,965	583,965	583,965
101-301-00000-718-0000	LIFE INSURANCE	2,911	2,828	2,760	3,200	2,925	3,205	3,205	3,205
101-301-00000-719-0000	UNEMPLOYMENT INSURANCE	2,194	2,008	5,680	5,825	3,925	3,660	3,660	3,660
101-301-00000-720-0000	DISABILITY INSURANCE	1,384	1,416	1,267	0	0	0	0	0
101-301-00000-721-0000	WORKERS COMP INSURANCE	39,056	39,460	36,332	35,265	42,810	44,695	44,695	44,695
101-301-00000-722-0000	RETIREMENT-MERS	32,563	30,801	34,782	38,080	39,215	38,400	38,400	38,400
101-301-00000-723-0000	RETIREMENT-FIRE/POLICE	96,738	263,989	346,750	345,300	347,780	364,160	364,160	364,160
101-301-00000-727-0000	OFFICE SUPPLIES	3,813	3,403	5,040	5,000	3,400	5,000	5,000	5,000
101-301-00000-740-0000	OPERATING SUPPLIES	55,662	40,963	37,033	40,000	42,000	40,000	40,000	40,000
101-301-00000-775-0000	REPAIR & MAINT SUPPLIES	1,212	722	384	1,500	1,200	1,500	1,500	1,500
101-301-00000-801-0000	PROFESSIONAL & CONTRACTUAL	3,389	4,993	5,773	6,100	4,500	6,100	6,100	6,100
101-301-00000-812-0000	TECHNOLOGY SVCS FUND FEE	0	0	0	0	0	132,070	132,070	132,070
101-301-00000-850-0000	COMMUNICATIONS	23,718	28,419	26,613	30,000	24,000	15,000	15,000	15,000
101-301-00000-860-0000	TRANSPORTATION	2,681	1,966	2,815	4,000	2,000	4,000	4,000	4,000
101-301-00000-900-0000	PRINTING & PUBLISHING	4,677	2,121	4,164	5,000	3,800	5,000	5,000	5,000
101-301-00000-910-0000	PROPERTY INSURANCE	0	0	38,754	41,080	41,000	43,050	43,050	43,050
101-301-00000-930-0000	REPAIR & MAINTENANCE	2,071	9,182	3,360	2,500	2,900	3,000	3,000	3,000
101-301-00000-940-0000	RENTAL	2,937	4,865	5,888	4,000	6,210	0	0	0
101-301-00000-945-0000	VEHICLE RENTAL	150,000	150,000	230,000	170,000	230,000	230,000	230,000	230,000
101-301-00000-963-0000	LOCAL TRAINING FUNDS	10	402	115	7,500	7,500	7,500	7,500	7,500
101-301-00000-977-0000	CAPITAL OUTLAY-EQUIPMENT	0	22,835	0	4,500	0	0	0	0
101-301-00000-977-0052	COMPUTER- FORENSIC LAB	6,811	0	0	0	0	0	0	0
	TOTAL	**2,943,463**	**2,972,324**	**3,186,759**	**3,254,985**	**3,274,125**	**3,526,050**	**3,526,050**	**3,526,050**
	SALARIES	2,060,992	1,890,468	1,853,329	1,829,170	1,852,575	1,945,780	1,945,780	1,945,780
	FRINGES	625,490	811,985	973,491	1,104,635	1,053,040	1,088,050	1,088,050	1,088,050
	SUPPLIES & SERVICES	250,170	247,036	359,939	316,680	368,510	492,220	492,220	492,220
	CAPITAL OUTLAY	6,811	22,835	0	4,500	0	0	0	0
	DEBT SERVICE	0	0	0	0	0	0	0	0
	TRANSFERS OUT	0	0	0	0	0	0	0	0
	TOTAL	**2,943,463**	**2,972,324**	**3,186,759**	**3,254,985**	**3,274,125**	**3,526,050**	**3,526,050**	**3,526,050**

740-Operating Supplies: FY 06 went over budget due to unforeseen expenses in replacing defective body armor.
801-Contractual: Humane Society @ $16 per day per animal.
900-Printing of tickets.
930-FY 07 reflects repairs to Batmobile.
963-Match for fund 285.

DEPARTMENTAL FACT SHEET
2009-10 FISCAL YEAR

Existing _X_ New _____

DEPARTMENT & ACTIVITY: Fire **Account No.** : 101-336

I. FUNCTION:

The Fire Department is responsible for developing and delivering a full array of Fire Education programs; engaging in vigorous code enforcement, offering technical assistance on fire and life safety matters, rendering all incident rescue and basic EMS service, combating fires, investigating cause and origin, mitigating haz-mat incidents, pursuing an aggressive upgrade training program for Fire Department personnel, acting on fire/life safety complaints, and interacting with the community at large as a complete fire service organization.

II. REVENUE APPLICABLE TO THIS ACCOUNT:

A.	Technical Services	$2,218
B.	State of Michigan Fire Coverage (PA #289)	$171,510
C.	Mini Grants	$1,500
	Total	$175,228

III. AUTHORIZED POSITIONS:

1 – Chief	$78,056
1 - Inspector	$49,274
3 – Captains	$49,274
3 – Lieutenants	$45,182
3 – Sergeants	$42,956
6 – Engineers	$41,897
3 – Relief Engineers	$41,116
6 – Firefighters	$40,910
0.25 – Secretary	$ 5,486

IV. PROGRAM STATISTICS:

2006 2007 2008

See three-year program statistics *ATTACHED*

CITY OF MARQUETTE FIRE DEPARTMENT			
THREE YEAR PROGRAM STATISTICS			
	2006	2007	2008
ALARMS			
Fire	29	31	30
Scare	55	40	43
Rescue/EMS	287	302	372
Vehicle Fire	9	7	5
False Calls	51	73	64

Good Intent	27	30	20
Hazardous Condition	60	78	60
Community Service	10	20	2
Mutual Aid	1	2	0
Stand-by	6	2	3
Total Responses	535	585	599
FIRE LOSS	$183,100	$87,000	$253,000
FIREFIGHTER INJURIES	2006	2007	2008
Emergency Related	0	0	0
Other On-duty	0	0	1
Training	0	0	0
Total	0	0	1
CIVILIAN	2006	2007	2008
Fire Injuries	0	0	0
Fire Fatalities	1	0	0
Total	1	0	0
CODE ENFORCEMENT	2006	2007	2008
Inspections	841	1217	201
Inspection Reports	368	267	28
Re-inspections	255	357	105
Letters and Notices	277	194	171
Citations	1	1	32
Plan Review/Code Review	1	7	102
Meetings and Training	1	5	32
Public Assistance	2	9	22
Contacts	527	450	310
Miscellaneous Activities	304	19	398
Total	2577	2526	1401
FIRE PREVENTION	2006	2007	2008
Classes Taught	247	95	91
Engine Company Inspections	246	301	416
Company Computer Drawings	290	25	7
Smoke Detectors	29	59	49
Extinguisher Training	96	0	189
Fire Drills	5	6	37
Juvenile Fire-setter (Case Contacts)	16	44	30
Station Tours (Number of Children)	56	990	883
Mqt. Comm. on Aging Detectors	0	0	0
Children's Museum Inspections	19	24	24
Learn Not to Burn	n/a	43	71
Babysitting	n/a	31	7
TOTAL	1079	1656	1804
Juvenile Fire-setter (Hours)	75	38	23
TOTAL MAN HOURS	75	38	23
PERSONNEL TRAINING/MAINTENANCE	2006	2007	2008
In-House	550	567	929
Remote	770.5	490	262
Specialized	122	350	336
Haz-Mat WMD	55	177.5	14
Meetings	33	19	12
Vehicle Maintenance	217	331	303

Property Maintenance	184	506.5	479
Hydrant Testing	0	124	169
Hose Testing	159	198	149
Service Testing	0	n/a	50
CO Detector			4
Total (Man Hours)	560	1159.5	2707
COMMUNITY SERVICE COV.	2006	2007	2008
On-Duty	115.5	115	247
Off-Duty Paid	31	0	N/A
Off-Duty Unpaid	115	46.5	104
Total (Man Hours)	261.5	161.5	351
MISCELLANEOUS			
Car Seats	26	41	57
Fire Investigations	5	13.5	4

CITY OF MARQUETTE
EXPENDITURES
2009-2010 FISCAL YEAR

COMPONENT OF OTHER

ACCOUNT NUMBER	336 FIRE EXPENDITURES	2005-06 ACTUAL	2006-07 ACTUAL	2007-08 ACTUAL	2008-09 BUDGET	2008-09 YEAR END ESTIMATE	2009-10 DEPT REQUEST	2009-10 CITY MGR REC	2009-10 COMMISSION APPROVED
101-336-00000-702-0000	SALARIES & WAGES	1,177,658	1,177,264	1,170,181	1,262,620	1,219,330	1,265,460	1,265,460	1,265,460
101-336-00000-715-0000	LONGEVITY	8,365	8,425	8,605	9,035	9,035	9,125	9,125	9,125
101-336-00000-716-0000	SOCIAL SECURITY	14,588	14,771	14,934	16,070	15,990	16,125	16,125	16,125
101-366-00000-717-0000	HEALTH INSURANCE	335,320	336,259	354,037	390,760	377,165	405,375	405,375	405,375
101-336-00000-718-0000	LIFE INSURANCE	1,515	1,510	1,515	1,785	1,665	1,805	1,805	1,805
101-336-00000-719-0000	UNEMPLOYMENT INSURANCE	1,226	1,340	3,711	3,905	2,435	2,445	2,445	2,445
101-336-00000-720-0000	DISABILITY INSURANCE	478	475	449	0	0	0	0	0
101-336-00000-721-0000	WORKERS COMP INSURANCE	34,000	32,564	32,347	36,110	41,910	45,460	45,460	45,460
101-336-00000-723-0000	RETIREMENT-FIRE/POLICE	168,459	206,029	238,949	291,510	284,765	285,170	285,170	285,170
101-336-00000-727-0000	OFFICE SUPPLIES	2,099	1,835	1,618	1,500	1,600	3,220	3,220	3,220
101-336-00000-740-0000	OPERATING SUPPLIES	43,858	22,730	20,148	23,100	23,100	50,130	50,130	50,130
101-336-00000-775-0000	REPAIR & MAINTENANCE	1,686	2,495	2,308	3,500	3,500	3,500	3,500	3,500
101-336-00000-801-0000	PROFESSIONAL & CONTRACTUAL	6,217	6,363	5,070	4,500	4,500	6,000	6,000	6,000
101-336-00000-812-0000	TECHNOLOGY SVCS FUND FEE	0	0	0	0	0	47,320	47,320	47,320
101-336-00000-850-0000	COMMUNICATIONS	6,848	7,312	8,608	7,200	9,895	5,000	5,000	5,000
101-336-00000-860-0000	TRANSPORTATION	0	182	331	300	80	250	250	250
101-336-00000-869-0000	FOOD ALLOWANCE	27,780	27,420	27,444	28,900	27,695	28,900	28,900	28,900
101-336-00000-880-0000	COMMUNITY PROMOTION	26	454	159	500	500	500	500	500
101-336-00000-900-0000	PRINTING & PUBLISHING	369	646	459	1,000	615	1,000	1,000	1,000
101-336-00000-910-0000	PROPERTY INSURANCE	0	0	1,414	1,535	1,535	1,610	1,610	1,610
101-336-00000-920-0000	POWER	4,911	5,332	5,580	5,600	5,600	5,600	5,600	5,600
101-336-00000-921-0000	NATURAL GAS	13,853	12,545	13,378	15,000	15,000	16,050	16,050	16,050
101-336-00000-922-0000	WATER	2,877	2,387	2,536	2,600	2,600	2,600	2,600	2,600
101-336-00000-930-0000	REPAIR & MAINTENANCE	937	1,702	2,271	3,000	3,000	3,000	3,000	3,000
101-336-00000-940-0000	RENTAL	45	89	125	410	410	290	290	290
101-336-00000-945-0000	VEHICLE RENTAL	82,643	90,000	110,000	110,000	110,000	110,000	110,000	110,000
101-336-00000-963-0000	TRAINING FUNDS	2,450	5,492	2,951	2,500	1,875	15,185	15,185	15,185
101-336-00000-976-0000	CAPITAL OUTLAY-BUILDING IMP	0	0	32,530	0	0	14,800	14,800	14,800
101-336-00000-977-0000	CAPITAL OUTLAY-EQUIPMENT	0	0	15,423	4,400	0	0	0	0
	TOTAL	**1,938,208**	**1,965,621**	**2,077,081**	**2,227,340**	**2,163,800**	**2,345,920**	**2,345,920**	**2,345,920**
	SALARIES	1,177,658	1,177,264	1,170,181	1,262,620	1,219,330	1,265,460	1,265,460	1,265,460
	FRINGES	563,951	601,373	654,547	749,175	732,965	765,505	765,505	765,505
	SUPPLIES & SERVICES	196,599	186,984	204,400	211,145	211,505	300,155	300,155	300,155
	CAPITAL OUTLAY	0	0	47,953	4,400	0	14,800	14,800	14,800
	DEBT SERVICE	0	0	0	0	0	0	0	0
	TRANSFERS OUT	0	0	0	0	0	0	0	0
	TOTAL	**1,938,208**	**1,965,621**	**2,077,081**	**2,227,340**	**2,163,800**	**2,345,920**	**2,345,920**	**2,345,920**

727 reflects 75% cost of purchased copier/fax machine
740 $14,552 for 8 sets of turnouts; $9,380 for 2 SCBA's; $3,200 for water rescue equipment.
801 reflects $1,500 for evaluation testing of 2 potential hirees.
850 increase of $1115 for narrow band digital annual subscriptions to State of Michigan.
963 $12,675 for water rescue trainer,pool rental, and lifeguard services.
976 roof replacement, north side of fire station #1.

DEPARTMENTAL FACT SHEET
2009 - 10 FISCAL YEAR

Existing _X__New _____

DEPARTMENT & ACTIVITY: Rental Code Enforcement Account No. 101-371

I. FUNCTION:

The Rental Code Enforcement Department is responsible for registering rental units, and performing certification inspections of all identified rental units in the City of Marquette, per ordinance.

II. REVENUE APPLICABLE TO THIS ACCOUNT:

Rental registration	**$ 2,880.00**
Rental compliance inspections	**$19,788.00**
Total	**$22,668.00**

III. AUTHORIZED POSITIONS:

3 stipend positions @ $3,500.00 per $10,500.00

IV. PROGRAM STATISTICS: Past three years

CODE ENFORCEMENT	RENTAL - 2006	RENTAL – 2007	**RENTAL - 2008**
Inspections	841	1217	**703**
Inspection Reports	368	267	**572**
Letters and Notices	277	194	**411**
Citations	1	31	**6**
Plan/Code Review	1	7	**0**
Meetings/Training	1	5	**2**
Public Assistance	2	9	**11**
Contacts	527	450	**706**
Miscellaneous Activities	304	19	**10**
TOTAL	2577	2556	**2421**

CITY OF MARQUETTE
EXPENDITURES
2009-2010 FISCAL YEAR

COMPONENT OF OTHER

ACCOUNT NUMBER	371 RENTAL CODE ENFORCEMENT EXPENDITURES	2005-06 ACTUAL	2006-07 ACTUAL	2007-08 ACTUAL	2008-09 BUDGET	2008-09 YEAR END ESTIMATE	2009-10 DEPT REQUEST	2009-10 CITY MGR REC	2009-10 COMMISSION APPROVED
101-371-00000-702-0000	SALARIES & WAGES	10,905	10,501	10,500	12,570	10,500	12,635	12,635	12,635
101-371-00000-716-0000	SOCIAL SECURITY	0	51	151	310	150	315	315	315
101-371-00000-719-0000	UNEMPLOYMENT INSURANCE	0	0	15	35	20	25	25	25
101-371-00000-721-0000	WORKERS COMP INSURANCE	0	0	305	310	355	385	385	385
101-371-00000-723-0000	RETIREMENT-FIRE/POLICE	0	0	2,125	2,420	2,440	2,420	2,420	2,420
101-371-00000-727-0000	OFFICE SUPPLIES	55	107	179	350	350	850	850	850
101-371-00000-740-0000	OPERATING SUPPLIES	2,060	0	935	0	0	400	400	400
101-371-00000-801-0000	PROFESSIONAL & CONTRACTUAL	0	0	0	0	0	0	0	0
101-371-00000-812-0000	TECHNOLOGY SVCS FUND FEE	0	0	0	0	0	22,015	22,015	22,015
101-371-00000-900-0000	PRINTING & PUBLISHING	0	0	400	450	450	450	450	450
101-371-00000-940-0000	RENTAL	0	0	400	400	210	95	95	95
101-371-00000-945-0000	VEHICLE/EQUIPMENT RENTAL	0	3,000	3,000	3,000	3,000	3,000	3,000	3,000
101-371-00000-963-0000	LOCAL TRAINING FUNDS	328	0		550	0	550	550	550
	TOTAL	**13,348**	**13,659**	**18,010**	**20,395**	**17,475**	**43,140**	**43,140**	**43,140**
	SALARIES	10,905	10,501	10,500	12,570	10,500	12,635	12,635	12,635
	FRINGES	0	51	2,596	3,075	2,965	3,145	3,145	3,145
	SUPPLIES & SERVICES	2,443	3,107	4,914	4,750	4,010	27,360	27,360	27,360
	CAPITAL OUTLAY	0	0	0	0	0	0	0	0
	DEBT SERVICE	0	0	0	0	0	0	0	0
	TRANSFERS OUT	0	0	0	0	0	0	0	0
	TOTAL	**13,348**	**13,659**	**18,010**	**20,395**	**17,475**	**43,140**	**43,140**	**43,140**

727 Pays for 25% of newly purchased copier/fax/scanning machine.
940 Pays for 25% of service agreement for machine listed above

DEPARTMENTAL FACT SHEET
2009-10 FISCAL YEAR

Existing ___X___ New _____

DEPARTMENT & ACTIVITY Engineering **Account No.** 101-447

I. FUNCTION:

The Engineering Department Provides engineering solutions for: drinking water transmission, storm water management, pavement management and sanitary sewer collection. The City Engineer is the official Street Administrator for the City of Marquette and is responsible for maintaining and updating information for the State of Michigan and the ACT 51 street reports.

Primary functions of the Engineering Department are:

- Inspection for all public utility work on City projects as well as private development projects that contain utilities that will be accepted into the City system. Our inspectors are highly trained in the inspecting, sampling and testing of the materials needed to construct our street and utility systems.
- Maintain and update permanent records of the street system, storm sewer system, sanitary sewer system, water system, and other infrastructure items.
- Surveying, design, plan preparation, inspection, review, and management of Capital Improvement projects in the City to ensure compliance with all city, state and federal requirements using the latest engineering techniques. Develop and maintain the Capital Improvement Plan which was adopted into the City of Marquette's Master Plan.
- Provides technical review and permitting of all private development, including commercial site plans, subdivisions, planned unit developments and right-of-way excavation projects. Assists developers within the framework of City regulations to obtain permits expediently and ensure that all private developments are in compliance with City codes, ordinances and regulations.
- Provides surveying and drafting services for other departments within the City and ensures work is performed in the most economical and timely manner.
- Provides GIS and Cad services for the City and actively maintains utility maps, zoning maps, subdivision maps, park and trail maps, street maps and various other maps that are used by City departments and the public.
- Prepares reports for the City Commission and Planning Commission concerning Capital Improvement Projects in the City.
- Provides the day to day management of Environmental issues on City owned properties. City staff liaison to Brownfield Redevelopment Finance Authority.
- City staff liaison to the Michigan Department of Transportation for securing and administrating Federal Highway Administration grants through the Small Urban Program and other programs.

II. REVENUE APPLICABLE TO THIS ACCOUNT:

	2009-10
A. Maps, prints, copies……..	$ 401
B. Permit Fees……	$13,629
C. Specifications Purchases…….	$ 4,775
Total:……...	**$ 18,805**

III. AUTHORIZED POSITIONS:

2009-10	TITLE	Pay Bracket
1	City Engineer	$82,000
1	Assistant City Engineer	$64,047
1	Engineering Tech II/Senior Drafter	$48,776
1	Engineering Tech II/Civil Designer	$48,776
1	Engineering Tech II/Surveyor	$50,211
1	Engineering Tech GIS/CAD/Environmental	$48,776
1	Engineering Aide/Inspector	$34,653
0.5	Administrative Assistant	$17,430
1	Part Time Seasonal Aide	$ 7,851

IV PROGRAM STATISTICS;

The Engineering Department programs, designs and supervises construction of the replacement of water main, sanitary sewer main, storm sewer main, sidewalks, multi-use/bike pathways, and City streets. The following footages for these systems have been placed in the last five years.

	2004	2005	2006	2007	2008
Utilities					
Water Main Replaced/Extended (Linear Feet)	4,907	9,949	5,735	13,170	5,682
Sanitary Sewer Main -Replaced/Extended (Linear Feet)	10,279	18,033	20,798	25,430	4,051
Storm Sewer Replaced/Extended (Linear Feet)	7,374	6,089	4,600	11,826	5,315
Streets					
- Reconstructed (Linear Feet)	1,996	7,840	1,760	13,453	5,698
- Overlayed (Linear Feet)	0	0	11,856	11,584	9,602
- Extension (Linear Feet)	4,672	0	8,490	0	0
Sidewalk					
- Reconstructed (Linear Feet)	2000	910	2540	18,050	7,775
- Extension (Linear Feet)	1176	3540	0	2,749	0
Multi-Use/Bike Pathways					
- Reconstructed (Linear Feet)	100	0	0	0	540
- Overlayed (Linear Feet)	0	0	0	11,330	3,769
- Extension (Linear Feet)	570	7648	0	0	4,175

CITY OF MARQUETTE
EXPENDITURES
2009-2010 FISCAL YEAR

COMPONENT OF OTHER ACCOUNT NUMBER	447 ENGINEERING EXPENDITURES	2005-06 ACTUAL	2006-07 ACTUAL	2007-08 ACTUAL	2008-09 BUDGET	2008-09 YEAR END ESTIMATE	2009-10 DEPT REQUEST	2009-10 CITY MGR REC	2009-10 COMMISSION APPROVED
101-447-00000-702-0000	SALARIES & WAGES	450,634	383,596	394,270	402,300	402,300	437,465	437,465	437,465
101-447-00000-703-0000	ACCRUED LEAVE RESERVE	0	18,849	5,391	0	0	0	0	0
101-447-00000-715-0000	LONGEVITY	1,780	2,204	1,758	1,245	1,275	1,305	1,305	1,305
101-447-00000-716-0000	SOCIAL SECURITY	28,302	29,329	30,019	30,870	30,870	33,565	33,565	33,565
101-447-00000-717-0000	HEALTH INSURANCE	100,099	123,886	128,060	136,485	134,050	125,635	125,635	125,635
101-447-00000-718-0000	LIFE INSURANCE	690	578	685	855	835	885	885	885
101-447-00000-719-0000	UNEMPLOYMENT INSURANCE	349	520	1,262	1,230	760	770	770	770
101-447-00000-720-0000	DISABILITY INSURANCE	1,829	1,985	1,893	1,250	1,300	1,420	1,420	1,420
101-447-00000-721-0000	WORKERS COMP INSURANCE	8,764	5,000	4,556	4,665	5,245	5,595	5,595	5,595
101-447-00000-722-0000	RETIREMENT-MERS	40,228	44,797	64,370	77,230	79,690	87,335	87,335	87,335
101-447-00000-724-0000	RETIREMENT-ICMA	6,026	5,116	4,885	5,340	5,085	5,765	5,765	5,765
101-447-00000-727-0000	OFFICE SUPPLIES	1,380	2,267	0	0	0	0	0	0
101-447-00000-740-0000	OPERATING SUPPLIES	9,945	9,744	10,674	9,000	8,000	7,000	7,000	7,000
101-447-00000-775-0000	REPAIR & MAINT SUPPLIES	2,374	1,161	2,665	2,700	2,700	2,700	2,700	2,700
101-447-00000-801-0000	PROFESSIONAL & CONTRACTUAL	0	0	450	3,500	3,500	3,500	3,500	3,500
101-447-00000-812-0000	TECHNOLOGY SVCS FUND FEE	0	0	0	0	0	67,715	67,715	67,715
101-447-00000-860-0000	TRANSPORTATION	4,285	4,502	2,654	7,000	7,000	9,000	9,000	9,000
101-447-00000-900-0000	PRINTING & PUBLISHING	1,197	295	68	1,200	1,200	1,000	1,000	1,000
101-447-00000-940-0000	RENTAL	2,787	0	0	3,000	3,000	0	0	0
101-447-00000-943-0000	RENTAL - BLDGS/OFFICES	44,300	56,000	50,800	57,300	57,300	52,600	52,600	52,600
101-447-00000-945-0000	VEHICLE RENTAL	24,989	18,025	5,045	5,000	5,000	2,535	2,535	2,535
101-447-00000-977-0000	CAPITAL OUTLAY-EQUIPMENT	5,497	13,465	29,548	0	0	6,000	6,000	6,000
	TOTAL	**735,455**	**721,319**	**739,053**	**750,170**	**749,110**	**851,790**	**851,790**	**851,790**
	SALARIES	450,634	402,445	399,661	402,300	402,300	437,465	437,465	437,465
	FRINGES	188,067	213,415	237,488	259,170	259,110	262,275	262,275	262,275
	SUPPLIES & SERVICES	91,257	91,994	72,356	88,700	87,700	146,050	146,050	146,050
	CAPITAL OUTLAY	5,497	13,465	29,548	0	0	6,000	6,000	6,000
	DEBT SERVICE	0	0	0	0	0	0	0	0
	TRANSFERS OUT	0	0	0	0	0	0	0	0
	TOTAL	**735,455**	**721,319**	**739,053**	**750,170**	**749,110**	**851,790**	**851,790**	**851,790**

702-Wages allocated as fixed charges to other user funds/departments.
727-Office Supplies allocated to 632 Fund (FY 08).
801-Bridges

DEPARTMENTAL FACT SHEET
2009-2010 FISCAL YEAR

Existing__X___ New_____

DEPARTMENT & ACTIVITY Insurance Liability Expenditures **Account No.** 101-851

I. FUNCTION:

This department records the City's property and liability insurance coverage and notary bonds.

II. REVENUE APPLICABLE TO THIS ACCOUNT:

None

III. AUTHORIZED POSITIONS:

None

IV. PROGRAM STATISTICS Prior Three Fiscal Years:

	2005-06	2006-07	2007-08
Expenditures:	$136,236	$128,031	$ 88,233

CITY OF MARQUETTE
EXPENDITURES
2009-2010 FISCAL YEAR

COMPONENT OF OTHER ACCOUNT NUMBER	851 INSURANCE LIABILITY EXPENDITURES	2005-06 ACTUAL	2006-07 ACTUAL	2007-08 ACTUAL	2008-09 BUDGET	2008-09 YEAR END ESTIMATE	2009-10 DEPT REQUEST	2009-10 CITY MGR REC	2009-10 COMMISSION APPROVED
101-851-00000-910-0000	PROPERTY INSURANCE	136,236	128,031	83,233	88,230	62,265	86,325	86,325	86,325
	TOTAL	**136,236**	**128,031**	**83,233**	**88,230**	**62,265**	**86,325**	**86,325**	**86,325**
	SALARIES	0	0	0	0	0	0	0	0
	FRINGES	0	0	0	0	0	0	0	0
	SUPPLIES & SERVICES	136,236	128,031	83,233	88,230	62,265	86,325	86,325	86,325
	CAPITAL OUTLAY	0	0	0	0	0	0	0	0
	DEBT SERVICE	0	0	0	0	0	0	0	0
	TRANSFERS OUT	0	0	0	0	0	0	0	0
	TOTAL	**136,236**	**128,031**	**83,233**	**88,230**	**62,265**	**86,325**	**86,325**	**86,325**

910: Beginning in FY 08, some of these expenses are being charged to the specific department that should be the cost center

Two $10,000 refund checks were issued for a total of $20,000.
The $20,000 is credited to this account.

DEPARTMENTAL FACT SHEET
2009-2010 FISCAL YEAR

Existing__X___ New_____

DEPARTMENT & ACTIVITY Debt Service **Account No.** 101-906

I. FUNCTION:

To account for the retirement of short term notes and installment loans used to finance capital outlay purchases in the General Fund, which includes the City portion of the Landfill Authority Bond retiring in 2009, GEMS financial system loan retiring in 2010, and Lakeshore Park Place Special Assessment Loan retiring in 2011.

II. REVENUE APPLICABLE TO THIS ACCOUNT:

None

III. AUTHORIZED POSITIONS:

None

IV. PROGRAM STATISTICS Prior Three Fiscal Years:

	2005-06	2006-07	2007-08
Debt Service Expenditures:	$104,004	$103,489	$117,355

CITY OF MARQUETTE
EXPENDITURES
2009-2010 FISCAL YEAR

COMPONENT OF OTHER ACCOUNT NUMBER	906 GENERAL FUND DEBT SERVICE EXPENDITURES	2005-06 ACTUAL	2006-07 ACTUAL	2007-08 ACTUAL	2008-09 BUDGET	2008-09 YEAR END ESTIMATE	2009-10 DEPT REQUEST	2009-10 CITY MGR REC	2009-10 COMMISSION APPROVED
101-906-00000-991-0000	PRINCIPAL	80,702	84,915	89,694	95,320	176,145	0	0	0
101-906-00000-995-0000	INTEREST	23,302	18,574	27,661	9,325	6,875	0	0	0
	TOTAL	**104,004**	**103,489**	**117,355**	**104,645**	**183,020**	**0**	**0**	**0**
	SALARIES	0	0	0	0	0	0	0	0
	FRINGES	0	0	0	0	0	0	0	0
	SUPPLIES & SERVICES	0	0	0	0	0	0	0	0
	CAPITAL OUTLAY	0	0	0	0	0	0	0	0
	DEBT SERVICE	104,004	103,489	117,355	104,645	183,020	0	0	0
	TRANSFERS OUT	0	0	0	0	0	0	0	0
	TOTAL	**104,004**	**103,489**	**117,355**	**104,645**	**183,020**	**0**	**0**	**0**

Landfill debt matures 2009.
GEMS debt matures 2010.
Lakeshore Park Place debt matures 2011.

FY 09: All were paid off.

DEPARTMENTAL FACT SHEET
2009-2010 FISCAL YEAR

Existing__X___ New_____

DEPARTMENT & ACTIVITY Transfers - Out **Account No.** 101-966

I. FUNCTION:

To account for the process of transferring funds to other accounts or funds outside the General Fund. Most commonly accounts for the General Fund contribution to the Major and Local Street Funds to support the level of capital outlay in the form of construction projects. Transfers to other funds are budgeted as the Commission determines appropriate.

II. REVENUE APPLICABLE TO THIS ACCOUNT:

None

III. AUTHORIZED POSITIONS:

None

IV. PROGRAM STATISTICS Prior Three Fiscal Years:

	2005-06	2006-07	2007-08
Expenditures:	$3,398,717	$2,664,495	$4,174,269

CITY OF MARQUETTE
EXPENDITURES
2009-2010 FISCAL YEAR

COMPONENT OF OTHER ACCOUNT NUMBER	966 TRANSFERS OUT EXPENDITURES	2005-06 ACTUAL	2006-07 ACTUAL	2007-08 ACTUAL	2008-09 BUDGET	2008-09 YEAR END ESTIMATE	2009-10 DEPT REQUEST	2009-10 CITY MGR REC	2009-10 COMMISSION APPROVED
101-966-00000-999-0000	TRANSFERS OUT	3,398,717	2,664,495	4,174,269	3,183,330	3,133,165	4,566,025	4,436,025	4,436,025
	TOTAL	**3,398,717**	**2,664,495**	**4,174,269**	**3,183,330**	**3,133,165**	**4,566,025**	**4,436,025**	**4,436,025**
	SALARIES	0	0	0	0	0	0	0	0
	FRINGES	0	0	0	0	0	0	0	0
	SUPPLIES & SERVICES	0	0	0	0	0	0	0	0
	CAPITAL OUTLAY	0	0	0	0	0	0	0	0
	DEBT SERVICE	0	0	0	0	0	0	0	0
	TRANSFERS OUT	3,398,717	2,664,495	4,174,269	3,183,330	3,133,165	4,566,025	4,436,025	4,436,025
	TOTAL	**3,398,717**	**2,664,495**	**4,174,269**	**3,183,330**	**3,133,165**	**4,566,025**	**4,436,025**	**4,436,025**

DETAILS OF TRANSFER OUT:

Major Street Fund	803,553	757,456	618,897	657,610	548,170	1,026,530	1,026,530	1,026,530
Local Street Fund	130,659	681,269	1,026,295	901,330	1,015,515	1,069,025	1,069,025	1,069,025
2007 Street Projects Debt Fund (352)	0	0	64,336	63,350	63,350	63,140	63,140	63,140
High Street Debt Fund (353)	0	0	0	2,765	90	405	405	405
2008 Street Projects Debt Fund (354)	0	0	0	84,500	80,025	81,530	81,530	81,530
Spring Street Debt Fund (355)	82,873	82,873	82,873	82,875	82,875	82,875	82,875	82,875
2009 Street Projects Debt Fund (356)	0	0	0	3,400	0	4,040	4,040	4,040
Founder's Landing Debt Fund (360)	297,204	293,829	310,079	309,980	309,980	304,730	304,730	304,730
Heartwood Forestland Debt Fund (365)	468,998	479,383	634,633	545,000	536,000	560,000	560,000	560,000
Arena Debt Fund	121,975	121,463	130,688	0	0	0	0	0
Construction Fund	291,885	81,534	679,958	128,000	128,000	845,000	715,000	715,000
Marina Fund	30,555	27,417	0	39,400	37,570	96,685	96,685	96,685
MSHDA	27,463	17,233	0	0	0	0	0	0
Intermodal Transportation	64,665	35,801	0	0	0	0	0	0
Lakeview Arena Fund	261,630	86,237	251,715	265,640	331,590	432,065	432,065	432,065
Special Trust Fund	817,257	0	374,795	99,480	0	0	0	0
	3,398,717	**2,664,495**	**4,174,269**	**3,183,330**	**3,133,165**	**4,566,025**	**4,436,025**	**4,436,025**

MAJOR STREET FUND

DEPARTMENTAL FACT SHEET
2009 - 2010 FISCAL YEAR

Existing _X_ New _____

DEPARTMENT & ACTIVITY Public Works -- Major Street Fund **Account No.** 202

I. FUNCTION: The Major Street Fund is used to appropriate monies for the administration, design and construction, operation and maintenance of the City's Major Street System. The Major Street System is administered through the Michigan Department of Transportation as required by Act 51. This fund also provides for maintenance of McClellan Avenue (south of U.S. 41) for which the City is under contract to the State of Michigan.

II. REVENUE APPLICABLE TO THIS ACCOUNT:

A.	State Shared Revenue (Act 51 Gas & Weight Tax)	$ 1,033,355
B.	State Trunkline Maintenance	$ 80,386
C.	Other Revenue	$ 57,813
D.	Grant – Bikepath	$ 354,740
	Total:	$ 1,526,294

III. AUTHORIZED POSITIONS:

2009-10	Title	Pay Bracket
None		

Most maintenance, all administration, and some construction is done by City employees from Public Works and various other departments. Some maintenance and most construction is performed by contractors hired on a competitive bid basis.

IV. PROGRAM STATISTICS Prior Three Fiscal Years:

	08-09	07-08	06-07
Major Street Mileage	30.95	30.59	30.59
State Trunkline Mileage	1.95	1.95	1.95

CITY OF MARQUETTE
REVENUES AND EXPENDITURES
2009-2010 FISCAL YEAR

ACCOUNT NUMBER	202 MAJOR STREET FUND REVENUES	2005-06 ACTUAL	2006-07 ACTUAL	2007-08 ACTUAL	2008-09 BUDGET	2008-09 YEAR END ESTIMATE	2009-10 DEPT REQUEST	2009-10 CITY MGR REC	2009-10 COMMISSION APPROVED
202-000-00000-547-0000	SNOW ALLOCATION	156,632	105,368	80,493	80,000	46,200	80,000	80,000	80,000
202-000-00000-549-0000	LOCAL ROAD PROGRAM	32,142	32,270	32,380	32,000	32,000	32,000	32,000	32,000
202-000-00000-550-0000	STATE TRUNKLINE MAINTENANCE	62,112	83,756	80,386	65,000	45,000	45,000	45,000	45,000
202-000-00000-574-0000	STATE SHARED GAS/WEIGHT TAX	938,520	990,724	920,482	921,000	882,865	876,500	876,500	876,500
202-000-00000-671-0000	OTHER-GRANTS	0	0	654,740	0	233,735	0	0	0
202-000-00000-698-0000	BOND PROCEEDS	0	0	846,135	1,273,000	1,273,000	641,000	641,000	641,000
202-000-00000-699-0000	TRANSFER IN-GENERAL FUND	803,554	757,457	618,897	657,610	548,170	1,026,530	1,026,530	1,026,530
202-000-05027-545-0000	JURISDICTIONAL TRANSFER	2,486,027	0	57,812	0	56,995	0	0	0
	TOTAL	**4,478,987**	**1,969,575**	**3,291,325**	**3,028,610**	**3,117,965**	**2,701,030**	**2,701,030**	**2,701,030**

ACCOUNT NUMBER	202 MAJOR STREET FUND EXPENDITURES	2005-06 ACTUAL	2006-07 ACTUAL	2007-08 ACTUAL	2008-09 BUDGET	2008-09 YEAR END ESTIMATE	2009-10 DEPT REQUEST	2009-10 CITY MGR REC	2009-10 COMMISSION APPROVED
	CONSTRUCTION								
202-459-00000-702-0000	SALARIES & WAGES	1,943	844	5,467	6,000	6,000	6,000	6,000	6,000
202-459-00000-714-0000	FRINGE BENEFITS	1,135	448	3,006	3,840	4,080	4,080	4,080	4,080
202-459-00000-716-0000	SOCIAL SECURITY	148	65	418	460	460	460	460	460
202-459-00000-775-0000	REPAIR & MAINT SUPPLIES	2,057	525	851	17,500	2,500	2,500	2,500	2,500
202-459-00000-801-0000	PROFESSIONAL & CONTRACTUAL	0	348,115	46,831	0	0	0	0	0
202-459-00000-945-0000	VEHICLE/EQUIPMENT RENTAL	3,721	9,191	20,140	26,615	26,400	26,400	26,400	26,400
202-459-00000-972-0000	CAPITAL OUTLAY-LAND IMPROVEMENTS	32,542	0	129,705	0	0	0	0	0
202-459-00000-999-0000	TRANSFER OUT-CONSTRUCTION FUND	407,041	146,862	2,680,872	1,273,000	1,273,000	641,000	641,000	641,000
	SUBTOTAL	**448,587**	**506,050**	**2,887,290**	**1,327,415**	**1,312,440**	**680,440**	**680,440**	**680,440**
	ROUTINE MAINTENANCE								
202-463-00000-702-0000	SALARIES & WAGES	100,341	84,345	85,960	100,000	85,000	110,000	110,000	110,000
202-463-00000-714-0000	FRINGE BENEFITS	58,649	48,115	47,512	64,000	57,800	75,405	75,405	75,405
202-463-00000-716-0000	SOCIAL SECURITY	7,634	6,429	6,558	7,650	6,500	8,415	8,415	8,415
202-463-00000-775-0000	REPAIR & MAINT SUPPLIES	28,979	27,874	18,924	24,000	24,000	28,000	28,000	28,000
202-463-00000-801-0000	PROFESSIONAL & CONTRACTUAL	12,576	30,996	87,870	10,000	15,000	25,000	25,000	25,000
202-463-00000-920-0000	POWER	15,541	19,263	15,372	24,000	12,000	12,000	12,000	12,000
202-463-00000-923-0000	STORMWATER	50,705	52,000	52,000	54,600	54,600	60,100	60,100	60,100
202-463-00000-940-0000	RENTAL	0	0	0	2,000	0	2,000	2,000	2,000
202-463-00000-945-0000	VEHICLE/EQUIPMENT RENTAL	135,000	136,178	133,586	150,000	130,000	150,000	150,000	150,000
	SUBTOTAL	**409,425**	**405,200**	**447,782**	**436,250**	**384,900**	**470,920**	**470,920**	**470,920**

463-801: Street Tree Replacement $5,000; Centerline Painting $10,000; LED Replacement $10,000.

(Continued on next page)

(Continued from previous page)

ACCOUNT NUMBER	202 MAJOR STREET FUND EXPENDITURES	2005-06 ACTUAL	2006-07 ACTUAL	2007-08 ACTUAL	2008-09 BUDGET	2008-09 YEAR END ESTIMATE	2009-10 DEPT REQUEST	2009-10 CITY MGR REC	2009-10 COMMISSION APPROVED
	MAINTENANCE- NON-MOTORIZED								
202-472-00000-702-0000	SALARIES & WAGES	7,770	8,716	5,000	10,000	18,000	20,000	20,000	20,000
202-472-00000-714-0000	FRINGE BENEFITS	4,542	5,030	2,769	6,400	12,240	13,700	13,700	13,700
202-472-00000-716-0000	SOCIAL SECURITY	592	665	382	765	1,400	1,530	1,530	1,530
202-472-00000-775-0000	REPAIR & MAINT SUPPLIES	634	242	102	2,500	2,500	2,500	2,500	2,500
202-472-00000-945-0000	VEHICLE/EQUIPMENT RENTAL	14,608	15,950	15,949	15,000	27,000	22,500	22,500	22,500
	SUBTOTAL	**28,146**	**30,603**	**24,202**	**34,665**	**61,140**	**60,230**	**60,230**	**60,230**
	WINTER MAINTENANCE								
202-479-00000-702-0000	SALARIES & WAGES	83,134	68,739	75,328	90,000	140,000	122,000	122,000	122,000
202-479-00000-714-0000	FRINGE BENEFITS	48,592	39,160	42,336	57,600	9,560	83,630	83,630	83,630
202-479-00000-716-0000	SOCIAL SECURITY	6,315	5,233	5,748	6,900	10,710	9,335	9,335	9,335
202-479-00000-740-0000	OPERATING SUPPLIES	1,045	1,469	1,735	2,000	2,000	2,000	2,000	2,000
202-479-00000-775-0000	REPAIR & MAINT SUPPLIES	66,843	53,836	71,316	70,000	90,000	105,000	105,000	105,000
202-479-00000-945-0000	VEHICLE/EQUIPMENT RENTAL	243,912	220,382	233,738	270,000	420,000	360,000	360,000	360,000
	SUBTOTAL	**449,841**	**388,819**	**430,201**	**496,500**	**672,270**	**681,965**	**681,965**	**681,965**
	ADMINISTRATION								
202-482-00000-801-0000	PROFESSIONAL & CONTRACTUAL	1,515	1,515	1,515	0	0	0	0	0
202-482-00000-806-0000	ADMINISTRATIVE CHARGES	256,956	334,200	277,596	266,760	266,760	239,735	239,735	239,735
	SUBTOTAL	**258,471**	**335,715**	**279,111**	**266,760**	**266,760**	**239,735**	**239,735**	**239,735**
	BYPASS								
202-503-00000-702-0000	SALARIES & WAGES	879	1,303	2,565	3,000	3,000	3,000	3,000	3,000
202-503-00000-714-0000	FRINGE BENEFITS	514	720	1,417	1,920	2,040	2,040	2,040	2,040
202-503-00000-716-0000	SOCIAL SECURITY	67	100	188	230	230	230	230	230
202-503-00000-801-0000	PROFESSIONAL & CONTRACTUAL	257	210	3,879	500	500	500	500	500
202-503-00000-806-0000	ADMINISTRATIVE CHARGES	408	717	1,481	1,000	1,000	1,000	1,000	1,000
202-503-00000-920-0000	POWER	2,199	4,037	4,315	4,400	4,600	4,600	4,600	4,600
202-503-00000-945-0000	VEHICLE/EQUIPMENT RENTAL	376	2,755	5,356	6,000	6,000	6,000	6,000	6,000
	SUBTOTAL	**4,700**	**9,842**	**19,201**	**17,050**	**17,370**	**17,370**	**17,370**	**17,370**
	BUSINESS ROUTE-McCLELLAN AVE								
202-504-00000-702-0000	SALARIES & WAGES	6,940	8,165	5,823	10,000	6,000	6,000	6,000	6,000
202-504-00000-714-0000	FRINGE BENEFITS	4,056	4,605	3,256	6,400	4,040	4,040	4,040	4,040
202-504-00000-716-0000	SOCIAL SECURITY	528	624	453	765	460	460	460	460
202-504-00000-775-0000	REPAIR & MAINTENANCE	7,735	5,491	6,811	9,000	9,000	9,000	9,000	9,000
202-504-00000-801-0000	PROFESSIONAL & CONTRACTUAL	827	13,784	725	1,835	500	500	500	500
202-504-00000-806-0000	ADMINISTRATIVE CHARGES	3,709	4,546	2,876	5,000	2,000	2,000	2,000	2,000
202-504-00000-920-0000	POWER	2,453	946	1,369	2,000	2,000	2,000	2,000	2,000
202-504-00000-945-0000	VEHICLE/EQUIPMENT RENTAL	22,567	25,000	20,437	30,000	20,000	20,000	20,000	20,000
	SUBTOTAL	**48,815**	**63,161**	**41,750**	**65,000**	**44,000**	**44,000**	**44,000**	**44,000**
	DEBT								
202-906-00000-991-0000	PRINCIPAL	293,443	306,986	320,530	167,040	167,040	176,065	176,065	176,065
202-906-00000-995-0000	INTEREST	51,532	38,019	23,582	12,250	12,250	4,185	4,185	4,185
202-906-00000-999-0000	TRANSFER OUT-DEBT SERVICE FUND	0	0	125,916	205,680	179,795	326,120	326,120	326,120
	SUBTOTAL	**344,975**	**345,005**	**470,028**	**384,970**	**359,085**	**506,370**	**506,370**	**506,370**
	TOTAL	**1,992,960**	**2,084,395**	**4,599,565**	**3,028,610**	**3,117,965**	**2,701,030**	**2,701,030**	**2,701,030**

(Continued on next page)

(Continued from previous page)

202 MAJOR STREET FUND EXPENDITURES	2005-06 ACTUAL	2006-07 ACTUAL	2007-08 ACTUAL	2008-09 BUDGET	2008-09 YEAR END ESTIMATE	2009-10 DEPT REQUEST	2009-10 CITY MGR REC	2009-10 COMMISSION APPROVED
SUMMARY								
SALARIES	201,007	172,112	180,143	219,000	258,000	267,000	267,000	267,000
FRINGES	132,772	111,194	114,043	156,930	109,520	203,325	203,325	203,325
SUPPLIES & SERVICES	868,845	951,391	956,952	950,595	1,089,460	1,054,435	1,054,435	1,054,435
CAPITAL OUTLAY	445,361	504,693	2,878,399	1,317,115	1,301,900	669,900	669,900	669,900
DEBT SERVICE	344,975	345,005	470,028	384,970	359,085	506,370	506,370	506,370
TRANSFERS OUT	0	0	0	0	0	0	0	0
TOTAL	**1,992,960**	**2,084,395**	**4,599,565**	**3,028,610**	**3,117,965**	**2,701,030**	**2,701,030**	**2,701,030**

CITY OF MARQUETTE
Major Street Revenue
Gas & Weight Tax

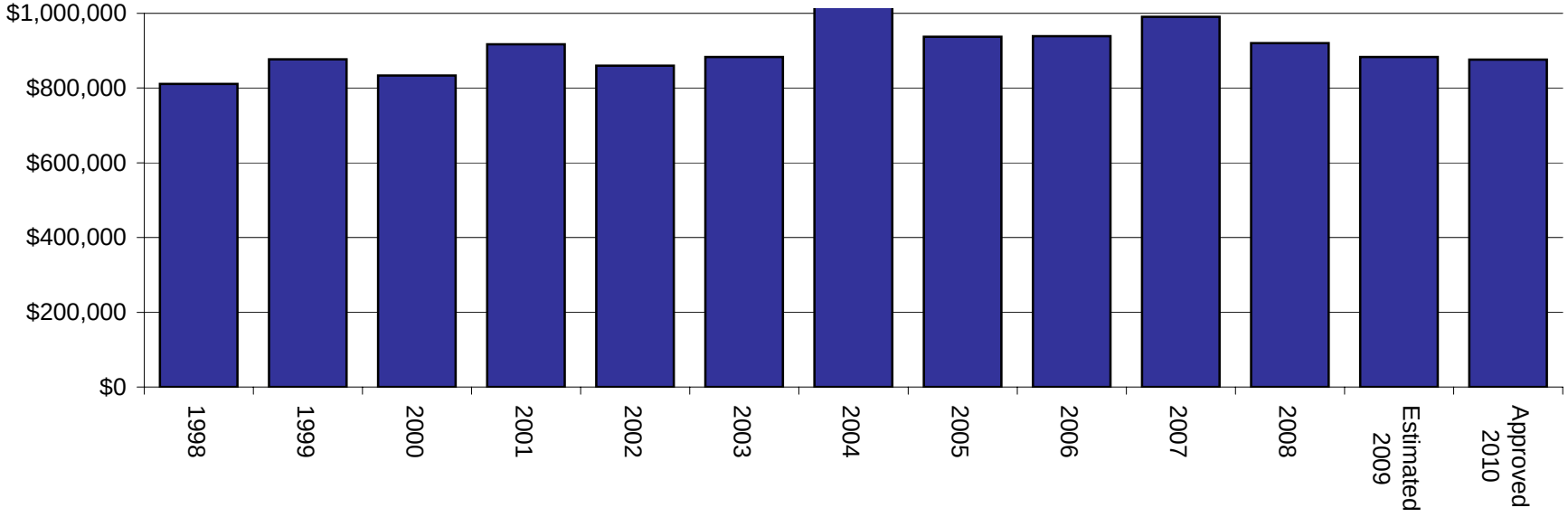

CITY OF MARQUETTE
Major Street Revenue
Snow Allocation

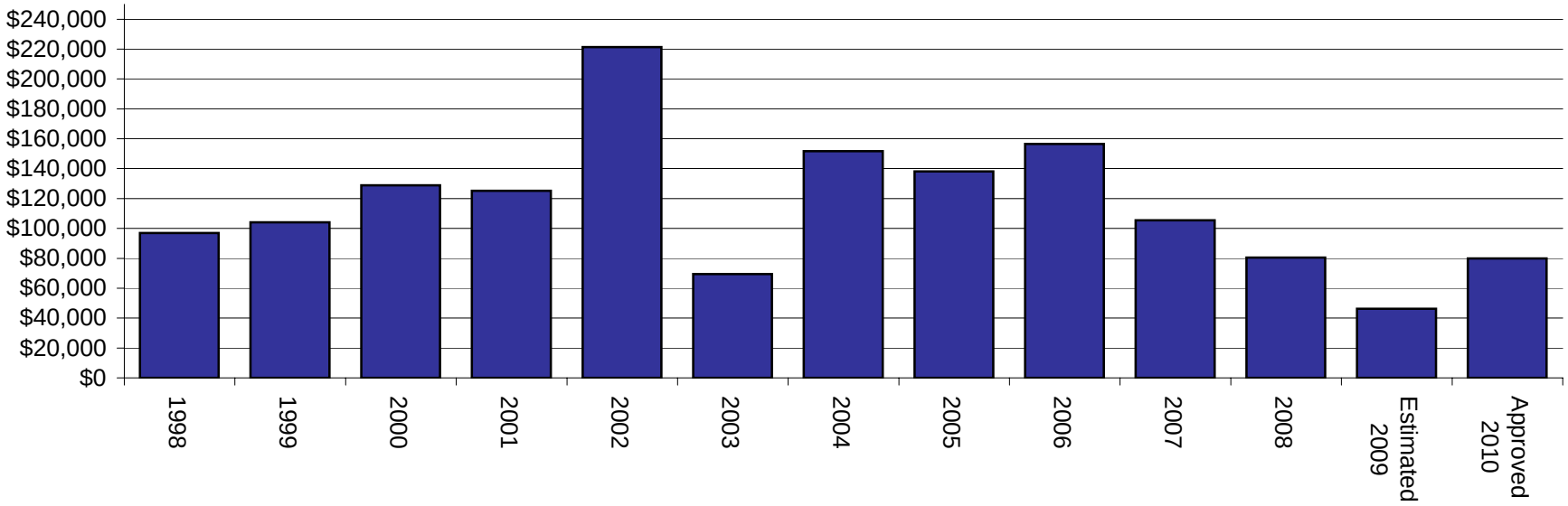

CITY OF MARQUETTE
Major Street Revenue
Trunkline Maintenance

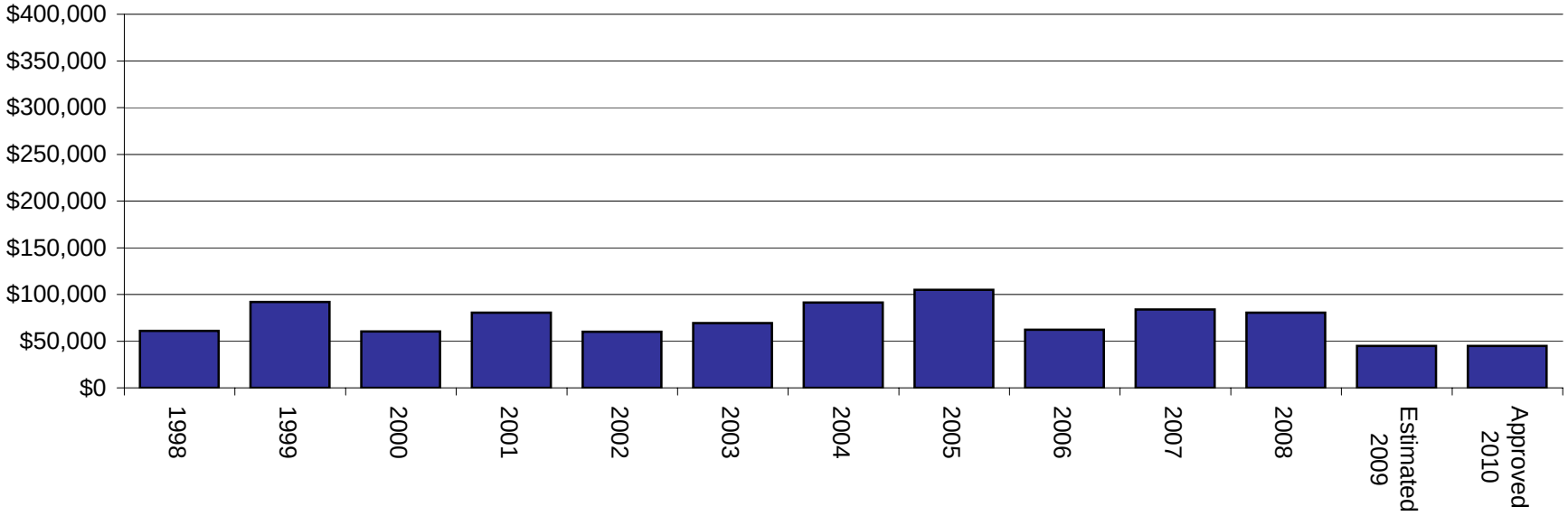

CITY OF MARQUETTE
Major Street Revenue
General Fund Transfer

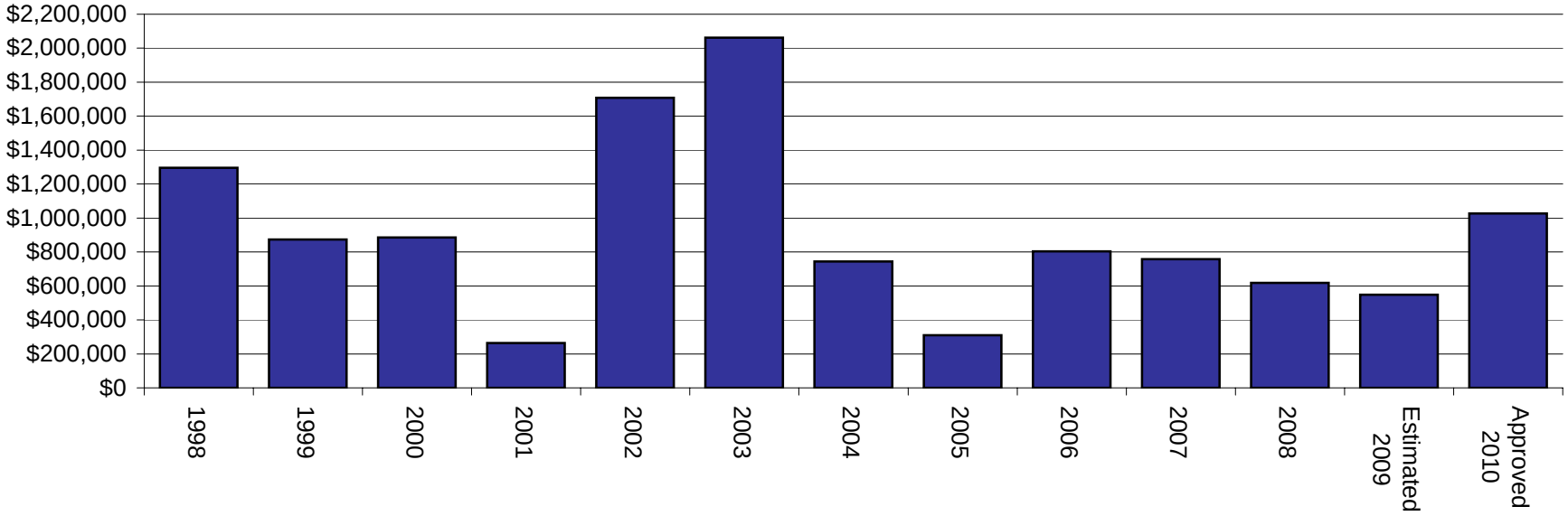

City of Marquette
Major Street Fund Historical Expenditures
Stated in Actual Dollars

Dept Name	FY 99 Actual	FY 00 Actual	FY 01 Actual	FY 02 Actual	FY 03 Actual	FY 04 Actual	FY 05 Actual	FY 06 Actual	FY 07 Actual	FY 08 Actual	FY 99 thru FY 08 Average	FY 09 Budget	Variance FY 09 vs Avg	FY 10 Budget	FY 10 vs FY 09	Variance FY 10 vs Avg
Routine Maintenance	337,506	290,803	345,702	343,307	355,092	307,755	383,208	437,571	435,803	471,984	370,873	470,915	100,042	531,150	60,235	160,277
Winter Maintenance	432,562	391,764	653,137	455,512	522,115	493,093	537,861	449,841	388,819	430,201	475,491	496,500	21,010	681,965	185,465	206,475
State Trunkline	100,215	64,398	93,514	74,774	82,279	97,679	108,692	53,516	73,003	60,951	80,902	82,050	1,148	61,370	(20,680)	(19,532)
Administration	244,587	315,175	262,463	304,458	331,398	267,431	260,457	259,632	340,637	282,423	286,866	273,375	(13,491)	239,735	(33,640)	(47,131)
Construction	377,048	892,136	94,537	257,383	1,486,795	744,620	58,558	40,384	501,128	2,883,978	733,657	1,320,800	587,143	680,440	(640,360)	(53,217)
Debt Service	496,254	262,849	346,241	353,575	359,117	342,251	344,048	344,975	345,005	470,028	366,434	384,970	18,536	506,370	121,400	139,936
	1,988,172	2,217,125	1,795,594	1,789,009	3,136,796	2,252,829	1,692,824	1,585,919	2,084,395	4,599,565	2,314,223	3,028,610	714,387	2,701,030	(327,580)	386,807
% Variance vs Previous Year	-29.6%	11.5%	-19.0%	-0.4%	75.3%	-28.2%	-24.9%	-6.3%	31.4%	120.7%		-34.2%	30.9%	-10.8%		16.7%

City of Marquette
Major Street Fund Historical Expenditures
Stated in Year 2008 Dollars

Dept Name	FY 99 Actual	FY 00 Actual	FY 01 Actual	FY 02 Actual	FY 03 Actual	FY 04 Actual	FY 05 Actual	FY 06 Actual	FY 07 Actual	FY 08 Actual	FY 99 thru FY 08 Average	FY 09 Budget	Variance FY 09 vs Avg	FY 10 Budget	FY 10 vs FY 09	Variance FY 10 vs Avg
Routine Maintenance	444,322	369,070	424,942	417,541	422,940	354,965	431,084	471,861	457,551	471,984	426,626	470,915	44,289	531,150	60,235	104,524
Winter Maintenance	569,462	497,204	802,845	554,008	621,877	568,734	605,059	485,092	408,223	430,201	554,270	496,500	(57,770)	681,965	185,465	127,695
State Trunkline	131,932	81,730	114,949	90,942	98,000	112,663	122,272	57,710	76,646	60,951	94,779	82,050	(12,729)	61,370	(20,680)	(33,409)
Administration	321,995	400,002	322,623	370,291	394,719	308,455	292,997	279,978	357,636	282,423	333,112	273,375	(59,737)	239,735	(33,640)	(93,377)
Construction	496,378	1,132,247	116,206	313,037	1,770,880	858,845	65,874	43,549	526,136	2,883,978	820,713	1,320,800	500,087	680,440	(640,360)	(140,273)
Debt Service	653,312	333,593	425,604	430,029	427,734	394,752	387,032	372,009	362,222	470,028	425,631	384,970	(40,661)	506,370	121,400	80,739
	2,617,401	2,813,845	2,207,168	2,175,849	3,736,151	2,598,413	1,904,318	1,710,198	2,188,415	4,599,565	2,655,132	3,028,610	373,478	2,701,030	(327,580)	45,898
% Variance vs Previous Year	-30.9%	7.5%	-21.6%	-1.4%	71.7%	-30.5%	-26.7%	-10.2%	28.0%	110.2%		-34.2%	14.1%	-10.8%		1.7%

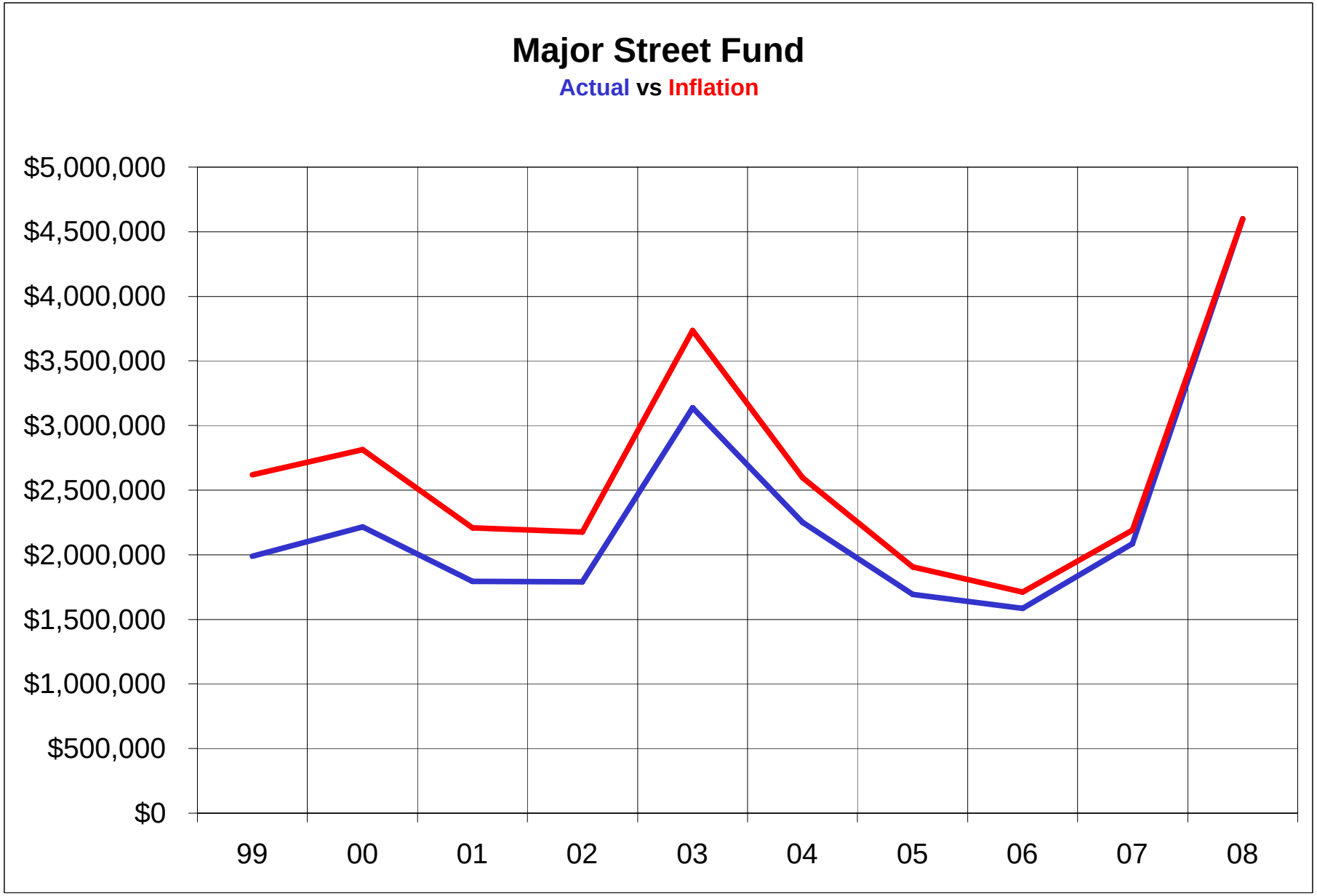
Major Street Fund
Actual vs Inflation
$5,000,000
$4,500,000
$4,000,000
$3,500,000
$3,000,000
$2,500,000
$2,000,000
$1,500,000
$1,000,000
$500,000
$0
99
00
01
02
03
04
05
06
07
08

LOCAL STREET FUND

DEPARTMENTAL FACT SHEET
2009 - 2010 FISCAL YEAR

Existing X New _____

DEPARTMENT & ACTIVITY Public Works Department Local Street Fund **Account No.** 203

I. FUNCTION The Local Street Fund is used to appropriate monies for the administration, design, construction, operation, and maintenance of the City's Local Street System. The Local Street System is administered through the Michigan Department of Transportation as required by Act 51.

II. REVENUE APPLICABLE TO THIS ACCOUNT:

A.	State Shared Revenue (Act 51 Gas & Weight Tax)	$ 431,005
B.	Telecommunications Act	$ 61,319
	Total:	$ 492,324

III. AUTHORIZED POSITIONS:

2009-10	Title	Pay Bracket
None		

Most maintenance, all administration, and some construction is done by City employees from Public Works and various other City Departments. Some maintenance and most construction is performed by contractors hired on a competitive bid basis.

IV. PROGRAM STATISTICS Prior Three Fiscal Years:

	08-09	07-08	06-07
Local Street Mileage	58.34	57.89	57.95

CITY OF MARQUETTE
REVENUES AND EXPENDITURES
2009-2010 FISCAL YEAR

ACCOUNT NUMBER	203 LOCAL STREET FUND REVENUES	2005-06 ACTUAL	2006-07 ACTUAL	2007-08 ACTUAL	2008-09 BUDGET	2008-09 YEAR END ESTIMATE	2009-10 DEPT REQUEST	2009-10 CITY MGR REC	2009-10 COMMISSION APPROVED
203-000-00000-547-0000	SNOW ALLOCATION	179,753	91,272	91,768	91,000	81,540	91,000	91,000	91,000
203-000-00000-549-0000	LOCAL ROAD PROGRAM	11,318	11,367	11,352	11,000	11,000	11,000	11,000	11,000
203-000-00000-554-0000	TELECOMMUNICATIONS ROW	60,053	59,880	61,319	60,000	60,000	60,000	60,000	60,000
203-000-00000-574-0000	STATE SHARED GAS/WEIGHT TAX	330,607	328,366	322,715	323,000	310,000	305,000	305,000	305,000
203-000-00000-698-0000	BOND PROCEEDS	0	0	894,828	711,000	711,000	1,617,000	1,617,000	1,617,000
203-000-00000-699-0000	TRANSFERS IN-GENERAL FUND	130,659	681,270	1,026,295	901,330	1,015,515	1,069,025	1,069,025	1,069,025
	TOTAL	**1,263,926**	**1,172,155**	**2,408,277**	**2,097,330**	**2,189,055**	**3,153,025**	**3,153,025**	**3,153,025**

ACCOUNT NUMBER	LOCAL STREET FUND EXPENDITURES	2005-06 ACTUAL	2006-07 ACTUAL	2007-08 ACTUAL	2008-09 BUDGET	2008-09 YEAR END ESTIMATE	2009-10 DEPT REQUEST	2009-10 CITY MGR REC	2009-10 COMMISSION APPROVED
	CONSTRUCTION								
203-459-00000-702-0000	SALARIES & WAGES	28	0	1,224	1,500	1,500	1,500	1,500	1,500
203-459-00000-714-0000	FRINGE BENEFITS	16	0	690	960	960	960	960	960
203-459-00000-716-0000	SOCIAL SECURITY	3	0	94	150	150	150	150	150
203-459-00000-775-0000	REPAIR & MAINT SUPPLIES	0	0	170	200	1,000	1,000	1,000	1,000
203-459-00000-945-0000	VEHICLE/EQUIPMENT RENTAL	1,026	2,248	10,614	12,615	19,400	20,400	20,400	20,400
203-459-00000-999-0000	TRANSFER OUT-CONSTRUCTION FUND	29,946	243,700	418,540	711,000	711,000	1,617,000	1,617,000	1,617,000
	SUBTOTAL	**31,019**	**258,001**	**431,332**	**726,425**	**734,010**	**1,641,010**	**1,641,010**	**1,641,010**

459-801: Asphalt Pavement Maintenance $10,000.

	ROUTINE MAINTENANCE								
203-463-00000-702-0000	SALARIES & WAGES	91,430	88,887	94,750	95,000	85,000	102,000	102,000	102,000
203-463-00000-714-0000	FRINGE BENEFITS	53,440	50,356	52,563	57,000	57,800	70,000	70,000	70,000
203-463-00000-716-0000	SOCIAL SECURITY	6,938	6,757	7,217	7,300	6,500	7,800	7,800	7,800
203-463-00000-775-0000	REPAIR & MAINTENANCE	16,686	20,277	24,608	22,000	22,000	22,000	22,000	22,000
203-463-00000-801-0000	PROFESSIONAL & CONTRACTUAL	10,516	10,236	7,700	3,000	2,000	12,000	12,000	12,000
203-463-00000-920-0000	POWER	634	765	893	1,200	700	800	800	800
203-463-00000-923-0000	STORMWATER	106,160	105,000	105,000	108,000	108,000	118,800	118,800	118,800
203-463-00000-940-0000	RENTAL	0	0	0	2,000	0	2,000	2,000	2,000
203-463-00000-945-0000	VEHICLE/EQUIPMENT RENTAL	125,000	134,408	130,010	130,000	120,000	130,000	130,000	130,000
	SUBTOTAL	**410,804**	**416,686**	**422,741**	**425,500**	**402,000**	**465,400**	**465,400**	**465,400**

463-801: Street Tree Replacement $10,000.

(Continued on next page)

(Continued from previous page)

ACCOUNT NUMBER	203 LOCAL STREET FUND EXPENDITURES	2005-06 ACTUAL	2006-07 ACTUAL	2007-08 ACTUAL	2008-09 BUDGET	2008-09 YEAR END ESTIMATE	2009-10 DEPT REQUEST	2009-10 CITY MGR REC	2009-10 COMMISSION APPROVED
	WINTER MAINTENANCE								
203-479-00000-702-0000	SALARIES & WAGES	74,900	69,877	82,863	85,000	125,000	112,000	112,000	112,000
203-479-00000-714-0000	FRINGE BENEFITS	43,780	39,761	46,629	54,400	85,000	76,800	76,800	76,800
203-479-00000-716-0000	SOCIAL SECURITY	5,694	5,322	6,318	6,500	9,600	8,500	8,500	8,500
203-479-00000-740-0000	OPERATING SUPPLIES	1,045	715	1,734	2,000	2,500	2,500	2,500	2,500
203-479-00000-775-0000	REPAIR & MAINT SUPPLIES	44,060	39,824	43,831	48,000	60,000	70,000	70,000	70,000
203-479-00000-945-0000	VEHICLE/EQUIPMENT RENTAL	203,902	218,907	253,455	255,000	375,000	330,000	330,000	330,000
	SUBTOTAL	**373,381**	**374,406**	**434,830**	**450,900**	**657,100**	**599,800**	**599,800**	**599,800**
	ADMINISTRATION								
203-482-00000-801-0000	PROFESSIONAL & CONTRACTUAL	1,515	1,500	1,510	0	0	0	0	0
203-482-00000-806-0000	ADMINISTRATIVE CHARGES	260,724	233,844	249,084	237,910	237,910	213,230	213,230	213,230
	SUBTOTAL	**262,239**	**235,344**	**250,594**	**237,910**	**237,910**	**213,230**	**213,230**	**213,230**
	DEBT								
203-906-00000-991-0000	PRINCIPAL	31,557	33,014	34,470	17,965	17,960	18,935	18,935	18,935
203-906-00000-995-0000	INTEREST	5,542	4,089	2,537	1,320	1,315	450	450	450
203-906-00000-999-0000	TRANSFER OUT-DEBT SERVICE FUND	0	0	78,800	237,310	138,760	214,200	214,200	214,200
	SUBTOTAL	**37,099**	**37,103**	**115,807**	**256,595**	**158,035**	**233,585**	**233,585**	**233,585**
	TOTAL	**1,114,542**	**1,321,540**	**1,655,304**	**2,097,330**	**2,189,055**	**3,153,025**	**3,153,025**	**3,153,025**

	SUMMARY								
	SALARIES	166,358	158,764	178,837	181,500	211,500	215,500	215,500	215,500
	FRINGES	109,871	102,196	113,511	126,310	160,010	164,210	164,210	164,210
	SUPPLIES & SERVICES	770,242	765,476	817,825	809,110	928,110	901,330	901,330	901,330
	CAPITAL OUTLAY	30,972	258,001	429,324	723,815	731,400	1,638,400	1,638,400	1,638,400
	DEBT SERVICE	37,099	37,103	115,807	256,595	158,035	233,585	233,585	233,585
	TRANSFERS OUT	0	0	0	0	0	0	0	0
	TOTAL	**1,114,542**	**1,321,540**	**1,655,304**	**2,097,330**	**2,189,055**	**3,153,025**	**3,153,025**	**3,153,025**

CITY OF MARQUETTE
Local Street Revenue
Gas & Weight Tax

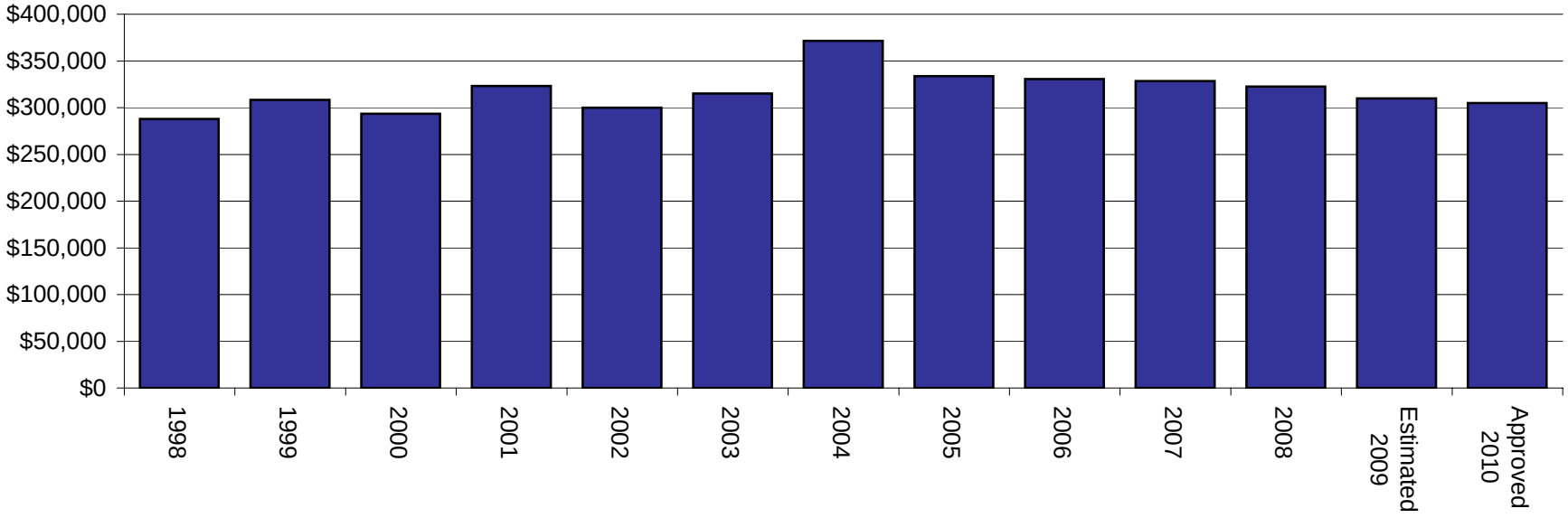

CITY OF MARQUETTE
Local Street Revenue
Snow Allocation

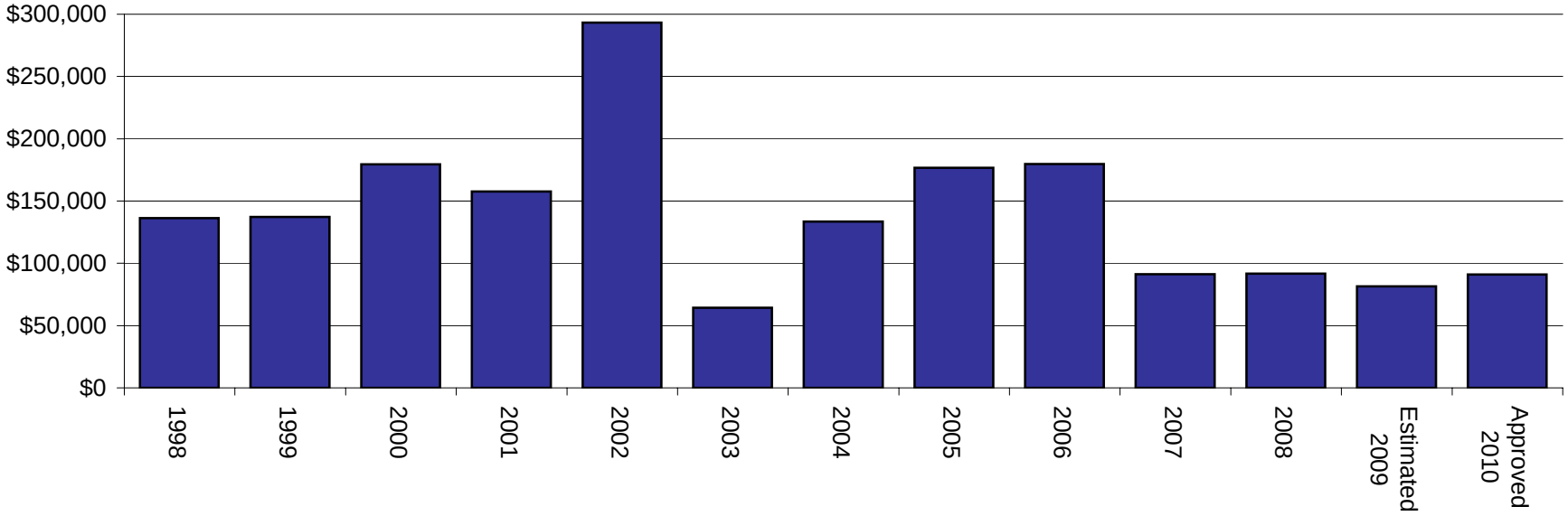

CITY OF MARQUETTE
Local Street Revenue
General Fund Transfer

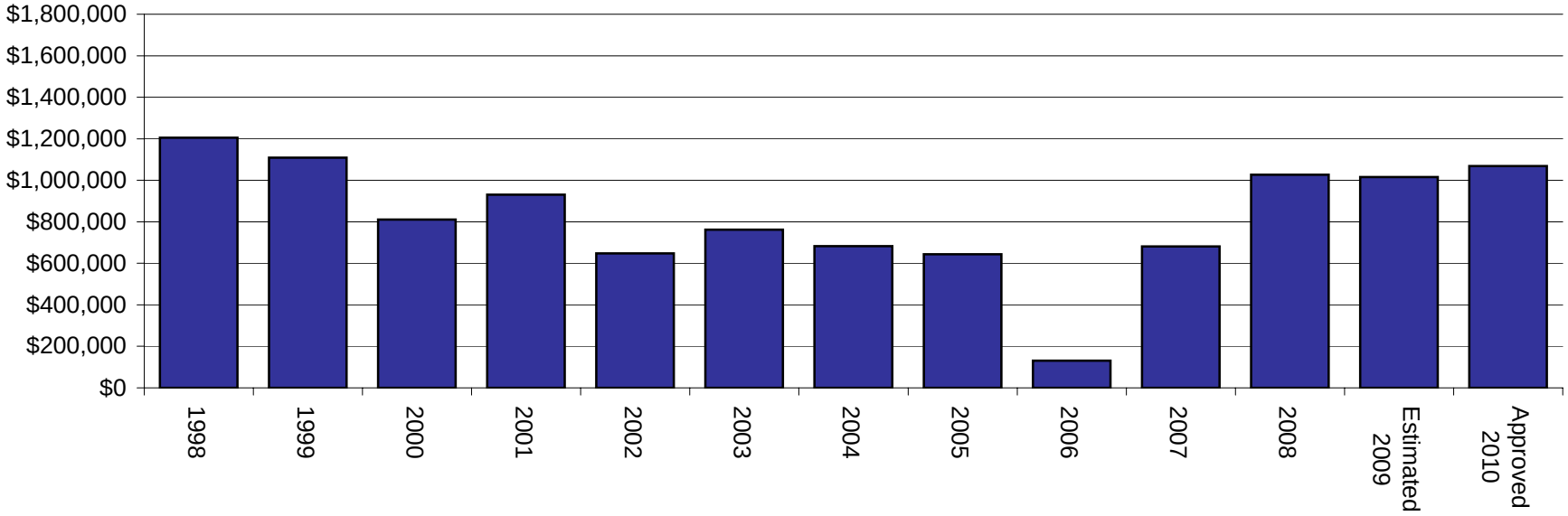

City of Marquette
Local Street Fund Historical Expenditures
Stated in Actual Dollars

Dept Name	FY 99 Actual	FY 00 Actual	FY 01 Actual	FY 02 Actual	FY 03 Actual	FY 04 Actual	FY 05 Actual	FY 06 Actual	FY 07 Actual	FY 08 Actual	FY 99 thru FY 08 Average	FY 09 Budget	Variance FY 09 vs Avg	FY 10 Budget	FY 10 vs FY 09	Variance FY 10 vs Avg
Routine Maintenance	555,794	394,265	294,796	403,858	380,438	350,348	410,225	410,804	416,686	422,741	403,996	425,500	21,505	465,400	39,900	61,405
Winter Maintenance	532,096	428,115	767,015	453,560	413,824	553,233	556,620	373,381	374,406	434,830	488,708	450,900	(37,808)	599,800	148,900	111,092
Administration	216,605	224,585	241,445	246,556	251,087	261,172	263,424	263,199	236,044	254,582	245,870	244,525	(1,345)	213,230	(31,295)	(32,640)
Construction	196,513	213,494	95,010	186,510	97,598	56,413	682	113	257,300	427,345	153,098	719,810	566,712	1,641,010	921,200	1,487,912
Debt Service	71,792	33,721	25,334	26,676	23,138	36,807	37,000	37,099	37,103	115,807	44,448	256,595	212,147	233,585	(23,010)	189,137
	1,572,800	1,294,180	1,423,600	1,317,160	1,166,085	1,257,973	1,267,951	1,084,596	1,321,539	1,655,305	1,336,119	2,097,330	761,211	3,153,025	1,055,695	1,816,906
% Variance vs Previous Year	-8.1%	-17.7%	10.0%	-7.5%	-11.5%	7.9%	0.8%	-14.5%	21.8%	25.3%		26.7%	57.0%	50.3%		136.0%

City of Marquette
Local Street Fund Historical Expenditures
Stated in Year 2008 Dollars

Dept Name	FY 99 Actual	FY 00 Actual	FY 01 Actual	FY 02 Actual	FY 03 Actual	FY 04 Actual	FY 05 Actual	FY 06 Actual	FY 07 Actual	FY 08 Actual	FY 99 thru FY 08 Average	FY 09 Budget	Variance FY 09 vs Avg	FY 10 Budget	FY 10 vs FY 09	Variance FY 10 vs Avg
Routine Maintenance	731,695	500,378	362,367	491,185	453,129	404,091	461,477	442,996	437,480	422,741	470,754	425,500	(45,254)	465,400	39,900	(5,354)
Winter Maintenance	700,497	543,339	942,825	551,634	492,894	638,099	626,162	402,641	393,090	434,830	572,601	450,900	(121,701)	599,800	148,900	27,199
Administration	285,157	285,030	296,787	299,869	299,063	301,236	296,335	283,824	247,824	254,582	284,971	244,525	(40,446)	213,230	(31,295)	(71,741)
Construction	258,707	270,954	116,788	226,839	116,246	65,067	767	122	270,140	427,345	175,298	719,810	544,512	1,641,010	921,200	1,465,712
Debt Service	94,513	42,797	31,141	32,444	27,559	42,453	41,623	40,006	38,955	115,807	50,730	256,595	205,865	233,585	(23,010)	182,855
	2,070,569	1,642,498	1,749,908	1,601,971	1,388,892	1,450,946	1,426,363	1,169,589	1,387,489	1,655,305	1,554,353	2,097,330	542,977	3,153,025	1,055,695	1,598,672
% Variance vs Previous Year	-9.8%	-20.7%	6.5%	-8.5%	-13.3%	4.5%	-1.7%	-18.0%	18.6%	19.3%		26.7%	34.9%	50.3%		102.9%

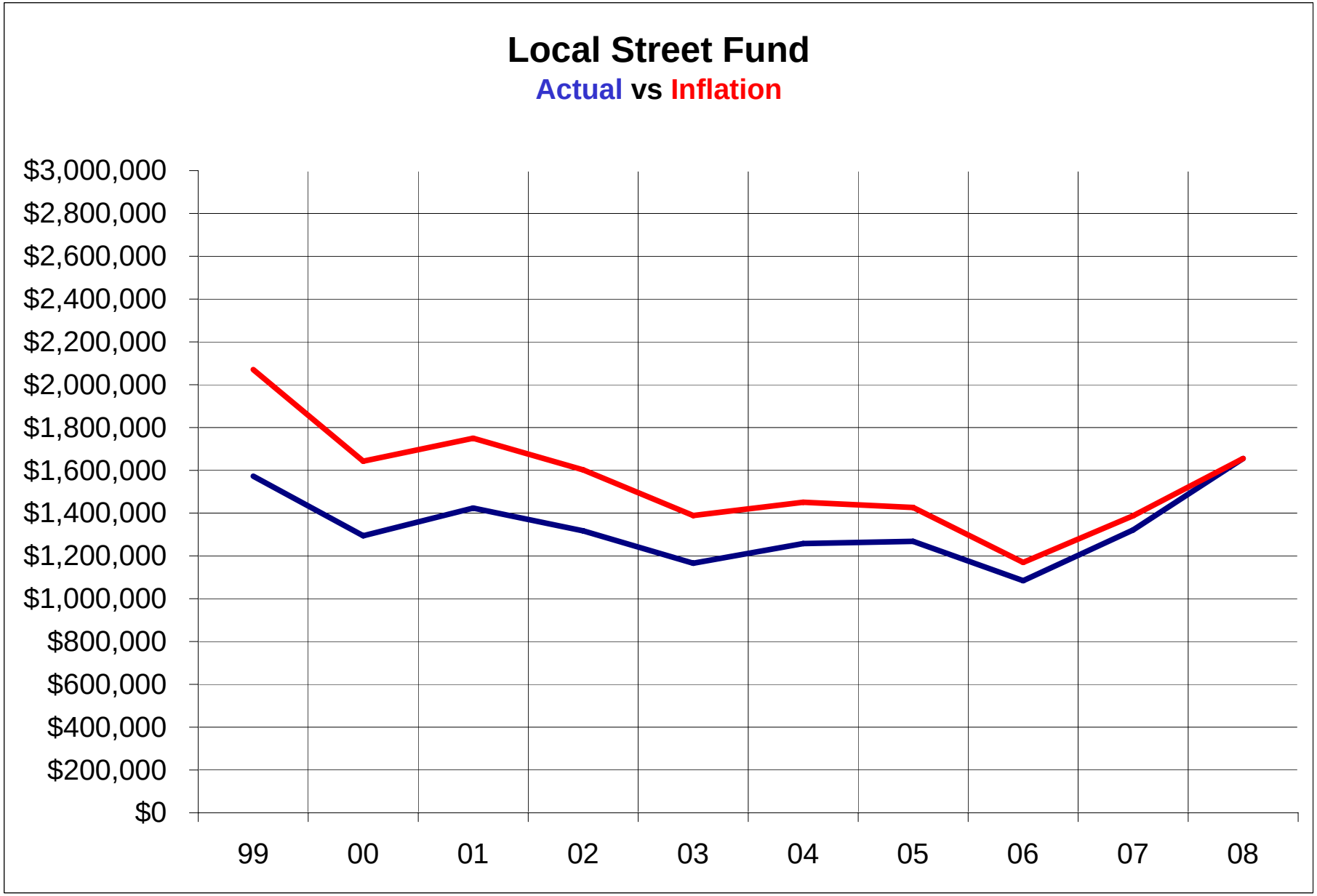
Local Street Fund
Actual vs Inflation
$3,000,000
$2,800,000
$2,600,000
$2,400,000
$2,200,000
$2,000,000
$1,800,000
$1,600,000
$1,400,000
$1,200,000
$1,000,000
$800,000
$600,000
$400,000
$200,000
$0
99
00
01
02
03
04
05
06
07
08

PETER WHITE
LIBRARY
FUND

DEPARTMENTAL FACT SHEET
2009-2010 FISCAL YEAR

Existing XXX New____

DEPARTMENT & ACTIVITY Peter White Public Library **Account No.** 271-790

I. FUNCTION:

To make informational, educational and recreational materials available to all library users in a welcoming and business-like atmosphere.

II. REVENUE APPLICABLE TO THIS ACCOUNT:

III. AUTHORIZED POSITIONS:

Recommended 2009-2010	Title	Pay Bracket
1	Library Director(MLS)	$71,700.00
1	Deputy Director	$44,508.00
1	Administrative Assistant	$27,872.00
.625	Finance Clerk(part-time 25 hours per week)	$12.20/hour
1	Information Technology Services Coordinator	$29,848.00
4	Librarian (MLS)	$40,215.00
1	Reference Librarian (MLS) (20 hrs/week)	$14,716.00
1	Maintenance Services Coordinator	$35,165.00
1	Programming Coordinator	$24,640.20
3	Library Assistant II (full-time)	$24,640.00
1	Library Assistant II (25 hours per week)	$15,795.00
1	Library Assistant II Webmaster (20 hrs/week)	$12,636.00
1	Library Assistant I (full-time)	$23,221.00
1	Library Assistant I Teen Emphasis (32 hrs/week)	$11.45/hour
3	Library Assistant I Youth Services (20 hrs/week)	$11.45/hour
1	Library Assistant I Circulation Desk (20 hrs/week)	$11.45/hour
1	Library Assistant I Interlibrary Loan (24 hrs/week)	$11.45/hour
5	Library Assistant Circulation Desk (20 hrs/week)	$9.76/hour
1	Maintenance Assistant II (full-time)	$24,640.00
2	Maintenance Assistant (20 hrs/week)	$10.41/hour
2	Library Aide (part-time 20 hours/week)	$9.88/hour
8	Library Page (11 hours/week)	$7.15/hour

PWPL estimated payroll for 2009/2010 is $770,000.00

IV. PROGRAM STATISTICS Prior Five Fiscal Years:

PWPL is open 7 days a week during the school year for a total of 68 hours per week. During summer months, the library is closed on Sunday, but open 6 days a week for a total of 64 hours per week.

Category	2003/04	2004/05	2005/06	2006/07	2007/08
Attendance	292,289	299,363	303,019	310,949	319,337
Average Daily Attendance	855	888	902	917	945
Circulation (items checked out)	328,216	300,443	335,008	335,991	355,318
Registered Cardholders	20,489	21,389	22,928	22,773	22,512
Program/Tour Attendance	8,155	6,416	9,160	9,926	12,419
Computer Sign-ups	71,250	66,556	64,172	66,437	76,199
Reference/Directional Questions	82,573	78,857	84,538	80,564	70,747
Interlibrary Loan	12,719	14,351	14,994	21,835	25,068
Non-resident Cards	265	267	295	278	226

Library Hours

Monday – Thursday 9:00 a.m. – 9:00 p.m.
Friday 9:00 a.m. – 6:00 p.m.
Saturday 10:00 a.m. – 5:00 p.m.
Sunday 1:00 p.m. – 5:00 p.m.
Closed Sundays June, July, & August

CITY OF MARQUETTE
REVENUES AND EXPENDITURES
2009-2010 FISCAL YEAR

271
PETER WHITE

ACCOUNT NUMBER	LIBRARY FUND REVENUES	2005-06 ACTUAL	2006-07 ACTUAL	2007-08 ACTUAL	2008-09 BUDGET	2008-09 YEAR END ESTIMATE	2009-10 DEPT REQUEST	2009-10 CITY MGR REC	2009-10 COMMISSION APPROVED
271-000-00000-402-0000	REAL PROPERTY TAX	618,754	639,090	669,345	690,000	690,000	710,000	710,000	710,000
271-000-00000-410-0000	PERSONAL PROPERTY TAX	50,374	33,428	48,547	50,000	48,000	48,000	48,000	48,000
271-000-00000-437-0000	INDUSTRIAL FACILITIES TAX	554	2,848	2,244	2,000	4,200	4,000	4,000	4,000
271-000-00000-445-0000	CURRENT YEAR PENALTY	1,326	564	1,610	1,200	1,200	1,200	1,200	1,200
271-000-00000-543-0000	STATE GRANTS	28,482	26,896	28,776	22,600	22,600	23,000	23,000	23,000
271-000-00000-574-0000	STATE REVENUE SHARING	11,000	11,000	11,000	11,000	11,000	11,000	11,000	11,000
271-000-00000-580-0000	TOWNSHIP CONTRACT REVENUE	313,149	331,883	369,713	370,000	380,000	400,200	400,200	400,200
271-000-00000-582-0000	INTERNET SERVICE FEES	2,565	2,451	2,520	2,500	2,500	2,500	2,500	2,500
271-000-00000-642-0000	SERVICES-OTHER	38,425	49,945	44,389	50,000	50,000	50,000	50,000	50,000
271-000-00000-655-0000	LIBRARY FINES	39,172	40,759	44,309	42,000	42,000	40,000	40,000	40,000
271-000-00000-658-0000	PENAL FINES	116,972	137,031	102,741	135,000	140,000	120,000	120,000	120,000
271-000-00000-665-0000	INTEREST	18,484	16,321	24,380	19,000	19,000	16,000	16,000	16,000
271-000-00000-667-0000	LAND & BUILDING RENTAL	36,475	25,873	36,625	42,000	42,000	40,000	40,000	40,000
271-000-00000-673-0000	SALE OF FIXED ASSETS	6,532	2,426	4,729	35,000	0	0	0	0
271-000-00000-674-0000	CONTRIBUTIONS - KNEAD TO READ	0	1,333	0	1,500	0	0	0	0
271-000-00000-675-0000	PRIVATE SOURCES	5,683	23,406	17,820	25,000	25,000	25,000	25,000	25,000
271-000-00000-676-0000	REIMBURSEMENTS	15,290	8,552	52,587	10,000	11,000	15,000	15,000	15,000
271-000-00000-678-0000	PAYMENT IN LIEU OF TAXES	0	0	0	0	2,500	2,700	2,700	2,700
271-000-00000-679-0000	CARROL PAUL TRUST FUND	26,900	28,500	18,000	42,000	31,400	29,400	29,400	29,400
271-000-00000-680-0000	DESIGNATED DONATIONS	7,172	2,526	7,677	0	2,000	0	0	0
271-000-00000-684-0000	FUNDRAISING EVENTS	5,028	22,963	50,160	85,900	85,900	90,000	90,000	90,000
271-000-00000-695-0000	OTHER	7,733	12,637	1,079	10,000	10,000	1,000	1,000	1,000
271-000-00000-699-0000	TRANSFERS IN	0	0	0	0	135,000	1,000	1,000	1,000
271-000-74005-445-0000	PENALTIES ON DELINQUENT TAXES	930	760	71	800	800	0	0	0
	TOTAL	**1,351,000**	**1,421,192**	**1,538,322**	**1,647,500**	**1,756,100**	**1,630,000**	**1,630,000**	**1,630,000**

CITY OF MARQUETTE
REVENUES AND EXPENDITURES
2009-2010 FISCAL YEAR

ACCOUNT NUMBER	271 PETER WHITE LIBRARY FUND EXPENDITURES	2005-06 ACTUAL	2006-07 ACTUAL	2007-08 ACTUAL	2008-09 BUDGET	2008-09 YEAR END ESTIMATE	2009-10 DEPT REQUEST	2009-10 CITY MGR REC	2009-10 COMMISSION APPROVED
271-790-00000-702-0000	SALARIES & WAGES	661,032	688,981	724,505	740,000	740,000	770,000	770,000	770,000
271-790-00000-715-0000	LONGEVITY	5,475	5,840	5,390	6,000	7,340	7,500	7,500	7,500
271-790-00000-716-0000	SOCIAL SECURITY	50,413	52,799	55,486	60,000	60,000	61,600	61,600	61,600
271-790-00000-717-0000	HEALTH INSURANCE	104,911	103,873	121,223	159,500	148,000	160,000	160,000	160,000
271-790-00000-718-0000	LIFE INSURANCE	1,395	1,792	1,683	2,000	2,000	2,000	2,000	2,000
271-790-00000-719-0000	UNEMPLOYMENT INSURANCE	2,925	1,691	4,460	3,600	3,600	3,600	3,600	3,600
271-790-00000-721-0000	WORKERS COMP INSURANCE	6,234	646	2,905	3,600	3,600	3,600	3,600	3,600
271-790-00000-722-0000	RETIREMENT-MERS	52,483	40,812	33,264	50,000	48,410	60,000	60,000	60,000
271-790-00000-727-0000	MAGAZINES	14,006	14,032	14,465	18,000	18,000	16,000	16,000	16,000
271-790-00000-728-0000	POSTAGE	6,951	4,875	10,578	12,500	12,500	12,000	12,000	12,000
271-790-00000-740-0000	OPERATING SUPPLIES	21,344	20,408	24,596	23,000	23,000	22,000	22,000	22,000
271-790-00000-741-0000	MUSIC SUPPLIES	836	2,142	497	3,000	1,000	1,500	1,500	1,500
271-790-00000-742-0000	LIBRARY ACTIVITIES	4,731	7,378	10,516	10,000	10,000	9,000	9,000	9,000
271-790-00000-743-0000	COMPUTER PROGRAMS	750	8,939	7,369	6,000	4,500	5,000	5,000	5,000
271-790-00000-744-0000	MUSIC SUPPLIES-PROGRAMMING	1,679	1,450	3,537	4,000	4,000	1,000	1,000	1,000
271-790-00000-746-0000	LIBRARY ACTIVITIES/MUSIC	6,649	5,900	7,735	12,000	12,000	8,400	8,400	8,400
271-790-00000-775-0000	REPAIR & MAINT SUPPLIES	13,379	15,138	14,781	16,000	16,000	15,000	15,000	15,000
271-790-00000-801-0000	PROFESSIONAL & CONTRACTUAL	106,885	97,219	100,563	110,600	110,600	104,700	104,700	104,700
271-790-00000-850-0000	COMMUNICATIONS	7,951	9,694	11,887	10,000	10,000	11,000	11,000	11,000
271-790-00000-860-0000	TRANSPORTATION	2,871	3,594	6,561	5,000	6,500	4,000	4,000	4,000
271-790-00000-865-0000	CONFERENCES/SEMINARS	3,705	3,534	5,260	5,000	5,000	4,000	4,000	4,000
271-790-00000-880-0000	COMMUNITY PROMOTION	1,299	4,990	5,651	5,000	6,000	5,000	5,000	5,000
271-790-00000-900-0000	PRINTING & PUBLISHING	4,041	3,248	6,768	10,000	9,000	7,500	7,500	7,500
271-790-00000-910-0000	PROPERTY INSURANCE	33,899	39,573	46,598	40,000	40,000	40,000	40,000	40,000
271-790-00000-920-0000	POWER	64,717	70,471	79,431	78,000	78,000	79,000	79,000	79,000
271-790-00000-921-0000	NATURAL GAS	36,356	32,568	34,761	42,000	42,000	45,000	45,000	45,000
271-790-00000-922-0000	WATER	3,156	3,663	3,920	4,000	4,000	4,000	4,000	4,000
271-790-00000-923-0000	STORMWATER	601	600	600	600	600	600	600	600
271-790-00000-930-0000	REPAIR & MAINTENANCE	10,172	21,734	23,749	20,000	45,000	20,000	20,000	20,000
271-790-00000-940-0000	RENTAL	22,066	13,512	13,811	12,000	12,000	10,000	10,000	10,000
271-790-00000-950-0000	AWARDS/INCENTIVE PROGRAM	750	163	0	0	0	0	0	0
271-790-00000-951-0000	DESIGNATED CONSUMABLES	0	0	102	0	0	0	0	0
271-790-00000-956-0000	MISCELLANEOUS	15	60	188,541	0	0	0	0	0
271-790-00000-960-0000	MEMBERSHIP FEES	1,185	4,212	3,530	4,000	4,000	3,000	3,000	3,000
271-790-00000-976-0000	CAPITAL OUTLAY-BLDG IMPROVEMENTS	0	0	0	0	120,000	0	0	0
271-790-00000-977-0000	CAPITAL OUTLAY-EQUIPMENT	20,115	20,471	24,374	25,000	21,000	11,000	11,000	11,000
271-790-00000-983-0000	CAPITAL OUTLAY-BOOKS,CD,ETC	99,328	112,973	124,302	145,100	126,450	121,000	121,000	121,000
	SUBTOTAL	**1,374,305**	**1,418,975**	**1,723,399**	**1,645,500**	**1,754,100**	**1,628,000**	**1,628,000**	**1,628,000**

(Continued on next page)

(Continued from previous page)

CITY OF MARQUETTE
REVENUES AND EXPENDITURES
2009-2010 FISCAL YEAR

LIBRARY FUND EXPENDITURES

GRANTS	**GRANTS**	**2005-06 ACTUAL**	**2006-07 ACTUAL**	**2007-08 ACTUAL**	**2008-09 BUDGET**	**2008-09 YEAR END ESTIMATE**	**2009-10 DEPT REQUEST**	**2009-10 CITY MGR REC**	**2009-10 COMMISSION APPROVED**
271-792-00000-740-0000	COMPUTER PROGRAMS	221	0	247	0	0	0	0	0
271-792-73003-983-0000	REFERENCE BOOKS	858	0	821	1,000	1,000	1,000	1,000	1,000
271-792-73005-983-0000	CIRCULATION BOOKS	1,767	556	1,194	1,000	1,000	1,000	1,000	1,000
271-792-73018-727-0000	MAGAZINES	140	125	0	0	0	0	0	0
	SUBTOTAL	**2,986**	**681**	**2,262**	**2,000**	**2,000**	**2,000**	**2,000**	**2,000**
	TOTAL	**1,377,291**	**1,419,656**	**1,725,661**	**1,647,500**	**1,756,100**	**1,630,000**	**1,630,000**	**1,630,000**

SALARIES	661,032	688,981	724,505	740,000	740,000	770,000	770,000	770,000
FRINGES	223,836	207,453	224,411	284,700	272,950	298,300	298,300	298,300
SUPPLIES & SERVICES	368,809	384,885	622,277	446,700	469,700	424,700	424,700	424,700
CAPITAL OUTLAY	123,614	138,337	154,468	176,100	273,450	137,000	137,000	137,000
DEBT SERVICE	0	0	0	0	0	0	0	0
TRANSFERS OUT	0	0	0	0	0	0	0	0
TOTAL	**1,377,291**	**1,419,656**	**1,725,661**	**1,647,500**	**1,756,100**	**1,630,000**	**1,630,000**	**1,630,000**

MSHDA RENTAL FUND

DEPARTMENTAL FACT SHEET
2009-10 FISCAL YEAR

Existing ___X___ New

DEPARTMENT & ACTIVITY _Downtown Rental Fund_ **Account No.** ___282_____

I. FUNCTION:

This fund was established in 2008/09 to account for a two year State Housing Resource Fund grant from the Michigan Housing Development Authority (MSHDA) for the development of rental properties in the commercial buildings in the downtown. The grant is for $240,000, which includes a 10% administrative reimbursement of up to $24,000.

II. REVENUE APPLICABLE TO THIS ACCOUNT:

Owners' leverage funds and grant reimbursements. Owners' leverage is to be 25% of project costs for a total of $70,815. Total funds expended on projects (including owners match) will total $300,000, if all funds are expended. Grant ends August 2010.

III. AUTHORIZED POSITIONS:

Administrative Staffing	$11,000

IV. PROGRAM STATISTICS: (2008-09)

Administration Downtown Rental Rehab:		$95,000	
Owners' leverage budgeted for 08/09:			$31,812
130 W. Baraga	1 unit		
110 N. 3rd Street	2 units		
Total revenues expected for 08/09		$138,137	
Total revenues received for 08/09		$138,137	
Total funds expended over the life of the grant (08/08 - -8/10)		$ same	

CITY OF MARQUETTE
REVENUES AND EXPENDITURES
2009-2010 FISCAL YEAR

ACCOUNT NUMBER	282 MSHDA RENTAL FUND REVENUES	2005-06 ACTUAL	2006-07 ACTUAL	2007-08 ACTUAL	2008-09 BUDGET	2008-09 YEAR END ESTIMATE	2009-10 DEPT REQUEST	2009-10 CITY MGR REC	2009-10 COMMISSION APPROVED
282-000-00000-510-0057	GRANT - STATE	84,302	57,191	0	0	0	0	0	0
282-000-00000-543-0019	GRANT - MSHDA	0	(17,711)	0	0	109,000	121,000	121,000	121,000
282-000-00000-605-0057	ADMINISTRATION	18,446	11,980	0	0	11,325	12,390	12,390	12,390
282-000-00000-676-0000	REIMBURSEMENTS	85	0	0	0	0	0	0	0
282-000-00000-695-0000	OTHER REVENUE	0	12	0	0	0	0	0	0
282-000-00000-695-0057	OWNERS LEVERAGE	35,772	16,845	10,573	0	31,810	39,000	39,000	39,000
282-000-00000-699-0000	TRANSFERS IN	27,463	17,233	0	0	0	0	0	0
	TOTAL	**166,068**	**85,550**	**10,573**	**0**	**152,135**	**172,390**	**172,390**	**172,390**

ACCOUNT NUMBER	282 MSHDA RENTAL FUND EXPENDITURES	2005-06 ACTUAL	2006-07 ACTUAL	2007-08 ACTUAL	2008-09 BUDGET	2008-09 YEAR END ESTIMATE	2009-10 DEPT REQUEST	2009-10 CITY MGR REC	2009-10 COMMISSION APPROVED
282-706-00000-702-0019/57	SALARIES & WAGES	26,699	13,300	0	0	8,000	9,700	9,700	9,700
282-706-00000-716-0019/57	SOCIAL SECURITY	2,040	1,006	0	0	0	0	0	0
282-706-00000-717-0019/57	HEALTH INSURANCE	9,470	(247)	0	0	0	0	0	0
282-706-00000-718-0019/57	LIFE INSURANCE	58	24	0	0	0	0	0	0
282-706-00000-719-0019/57	UNEMPLOYMENT INSURANCE	26	13	0	0	0	0	0	0
282-706-00000-720-0019/57	DISABILITY INSURANCE	40	83	0	0	0	0	0	0
282-706-00000-721-0019/57	WORKERS COMP INSURANCE	160	32	0	0	0	0	0	0
282-706-00000-722-0019/57	RETIREMENT-MERS	2,842	1,603	0	0	0	0	0	0
282-706-00000-727-0000	SUPPLIES	130	111	2	0	300	300	300	300
282-706-00000-801-0019/57	ADMINISTRATION	271	100	911	0	3,025	2,390	2,390	2,390
282-706-00000-980-0019/57	PROJECT COSTS	111,226	41,685	42,291	0	126,810	160,000	160,000	160,000
	TOTAL	**152,962**	**57,710**	**43,204**	**0**	**138,135**	**172,390**	**172,390**	**172,390**

SALARIES	26,699	13,300	0	0	8,000	9,700	9,700	9,700
FRINGES	14,636	2,514	0	0	0	0	0	0
SUPPLIES & SERVICES	401	211	913	0	3,325	2,690	2,690	2,690
CAPITAL OUTLAY	111,226	41,685	42,291	0	126,810	160,000	160,000	160,000
DEBT SERVICE	0	0	0	0	0	0	0	0
TRANSFERS OUT	0	0	0	0	0	0	0	0
TOTAL	**152,962**	**57,710**	**43,204**	**0**	**138,135**	**172,390**	**172,390**	**172,390**

CRIMINAL JUSTICE TRAINING FUND

DEPARTMENTAL FACT SHEET
2009-10 FISCAL YEAR

Existing__X___ New_____

DEPARTMENT & ACTIVITY Criminal Justice Training Fund **Account No.** 285

I. FUNCTION:

The Criminal Justice Training Fund receives funding through the State of Michigan. The funds are used for any State Certified Training for sworn police officers.

II. REVENUE APPLICABLE TO THIS ACCOUNT:

None

III. AUTHORIZED POSITIONS:

None

IV. PROGRAM STATISTICS Prior Three Fiscal Years:

CITY OF MARQUETTE
REVENUES AND EXPENDITURES
2009-2010 FISCAL YEAR

ACCOUNT NUMBER	285 CRIMINAL JUSTICE TRAINING FUND REVENUES	2005-06 ACTUAL	2006-07 ACTUAL	2007-08 ACTUAL	2008-09 BUDGET	2008-09 YEAR END ESTIMATE	2009-10 DEPT REQUEST	2009-10 CITY MGR REC	2009-10 COMMISSION APPROVED
285-000-00000-543-0020	CRIMINAL JUSTICE TRAINING	8,084	7,743	7,587	8,000	4,000	8,000	8,000	8,000
285-000-00000-665-0000	INTEREST	580	269	218	500	100	150	150	150
	TOTAL	**8,664**	**8,012**	**7,805**	**8,500**	**4,100**	**8,150**	**8,150**	**8,150**

ACCOUNT NUMBER	285 CRIMINAL JUSTICE TRAINING FUND EXPENDITURES	2005-06 ACTUAL	2006-07 ACTUAL	2007-08 ACTUAL	2008-09 BUDGET	2008-09 YEAR END ESTIMATE	2009-10 DEPT REQUEST	2009-10 CITY MGR REC	2009-10 COMMISSION APPROVED
285-320-00000-801-0000	PROFESSIONAL & CONTRACTUAL	6,530	795	1,495	5,000	1,500	650	650	650
285-320-00000-860-0000	TRANSPORTATION	490	7,475	10,537	3,500	7,300	7,500	7,500	7,500
	TOTAL	**7,020**	**8,270**	**12,032**	**8,500**	**8,800**	**8,150**	**8,150**	**8,150**
	SALARIES	0	0	0	0	0	0	0	0
	FRINGES	0	0	0	0	0	0	0	0
	SUPPLIES & SERVICES	7,020	8,270	12,032	8,500	8,800	8,150	8,150	8,150
	CAPITAL OUTLAY	0	0	0	0	0	0	0	0
	DEBT SERVICE	0	0	0	0	0	0	0	0
	TRANSFERS OUT	0	0	0	0	0	0	0	0
	TOTAL	**7,020**	**8,270**	**12,032**	**8,500**	**8,800**	**8,150**	**8,150**	**8,150**

SENIOR SERVICES FUND

DEPARTMENTAL FACT SHEET
2009-10 FISCAL YEAR

Existing XX New _____

SOCIAL SERVICES -
DEPARTMENT & ACTIVITY In-Home Services **Account No.** 290-685

I. FUNCTION:

Through purchase of service contract with UPCAP to provide Homemaker Aide services.

II. REVENUE APPLICABLE TO THIS ACCOUNT:

A. Salary line item from I.H.C. Grant	$ 26,776
B. Anticipated Donation Revenue	$ 11,000
	==========
TOTAL	$ 37,776 *

*4% increase

III. AUTHORIZED POSITIONS:

1	Senior Center Coordinator (3%)	1,194
1	Social Work Coordinator (13%)	5,175
1	Social Worker (7%)	2,548
1	Social Worker (5%)	1,820
1	Center Aide (pt)	411
5	Homemakers ($8.37-10.55/hour)	18,049

IV. PROGRAM STATISTICS - Prior Three Fiscal Years:

2007 – 2008 Contract Amount: $26,776 Budgeted Donation: $9,600

SERVICE	CLIENTS	UNITS (HOURS)	WAITING LIST
Homemaking	47	1785	8

2006 – 2007 Contract Amount: $ 26,776 Budgeted Donation: $6,000

SERVICE	CLIENTS	UNITS (HOURS)	WAITING LIST
Homemaking	63	2075.25	1

2005 -2006 Contract Amount: $ 27,305

SERVICE	CLIENTS	UNITS (HOURS)	WAITING LIST
Homemaking	43	2060.50	16

CITY OF MARQUETTE
REVENUES AND EXPENDITURES
2009-2010 FISCAL YEAR

ACCOUNT NUMBER	290 SENIOR SERVICES REVENUES	2005-06 ACTUAL	2006-07 ACTUAL	2007-08 ACTUAL	2008-09 BUDGET	2008-09 YEAR END ESTIMATE	2009-10 DEPT REQUEST	2009-10 CITY MGR REC	2009-10 COMMISSION APPROVED
290-000-00000-402-0000	REAL PROPERTY TAX	0	0	0	0	0	184,435	184,435	184,435
290-000-00000-410-0000	PERSONAL PROPERTY TAX	0	0	0	0	0	13,185	13,185	13,185
290-000-00000-437-0000	INDUSTRIAL FACILITY TAX	0	0	0	0	0	1,025	1,025	1,025
290-000-00000-446-0000	DELINQUENT TAX INTEREST	0	0	0	0	0	400	400	400
290-000-00000-448-0000	CURRENT YEAR PENALTY	0	0	0	0	0	200	200	200
290-649-00000-543-0014	COMMUNITY MENTAL HEALTH	12,061	5,635	2,318	0	0	0	0	0
290-672-00000-676-0000	REIMBURSEMENTS	750	0	0	0	0	0	0	0
290-685-00000-543-0013	STATE HOME CARE SERVICE	26,425	28,624	25,163	26,775	26,775	26,775	26,775	26,775
290-685-00000-593-0000	HOMEMAKING CONTRIBUTIONS	0	2,907	11,595	10,000	13,225	12,000	12,000	12,000
290-687-00000-586-0032	MCCOA-SENIOR SERVICES	91,275	113,724	185,572	190,470	192,790	210,385	210,385	210,385
290-688-00000-586-0033	MCCOA-MATCH	30,934	28,318	0	0	0	0	0	0
	Total Senior Services	**161,445**	**179,208**	**224,648**	**227,245**	**232,790**	**448,405**	**448,405**	**448,405**

ACCOUNT NUMBER	STATE HOME CARE SERVICE EXPENDITURES	2005-06 ACTUAL	2006-07 ACTUAL	2007-08 ACTUAL	2008-09 BUDGET	YEAR END ESTIMATE	DEPT REQUEST	CITY MGR REC	COMMISSION APPROVED
290-685-00000-702-0000	SALARIES & WAGES	26,033	26,428	30,187	28,655	34,300	29,200	29,200	29,200
290-685-00000-715-0000	LONGEVITY	0	35	24	30	30	50	50	50
290-685-00000-716-0000	SOCIAL SECURITY	1,355	2,024	2,311	2,195	3,005	2,240	2,240	2,240
290-685-00000-717-0000	HEALTH INSURANCE	838	9,064	5,375	4,630	4,645	3,870	3,870	3,870
290-685-00000-718-0000	LIFE INSURANCE	0	56	28	40	30	30	30	30
290-685-00000-719-0000	UNEMPLOYMENT INSURANCE	0	0	307	490	415	215	215	215
290-685-00000-720-0000	DISABILITY INSURANCE	9	112	292	60	60	65	65	65
290-685-00000-721-0000	WORKERS COMP INSURANCE	0	220	412	105	100	120	120	120
290-685-00000-722-0000	RETIREMENT-MERS	0	2,560	1,760	1,615	1,975	1,800	1,800	1,800
290-685-00000-727-0000	OFFICE SUPPLIES	183	620	305	200	200	200	200	200
290-685-00000-728-0000	POSTAGE	378	645	1,032	800	800	825	825	825
290-685-00000-801-0000	PROFESSIONAL/CONTRACTUAL	0	0	25	125	100	150	150	150
290-685-00000-850-0000	COMMUNICATIONS	0	595	664	650	650	0	0	0
290-685-00000-860-0000	TRANSPORTATION	867	482	725	850	500	500	500	500
290-685-00000-900-0000	PRINTING & PUBLISHING	440	480	590	960	960	960	960	960
290-685-00000-940-0000	RENTAL	0	35	34	40	1,150	1,150	1,150	1,150
290-685-00000-943-0000	FACILITY OPERATIONS & MAINT	0	0	0	0	0	4,400	4,400	4,400
	SUBTOTAL	**30,103**	**43,356**	**44,071**	**41,445**	**48,920**	**45,775**	**45,775**	**45,775**

801-Flu shots for Senior's staff.

(Continued on next page)

(Continued from previous page)

ACCOUNT NUMBER	687 MCCOA-SENIORS EXPENDITURES	2005-06 ACTUAL	2006-07 ACTUAL	2007-08 ACTUAL	2008-09 BUDGET	2008-09 YEAR END ESTIMATE	2009-10 DEPT REQUEST	2009-10 CITY MGR REC	2009-10 COMMISSION APPROVED
290-687-00000-702-0000	SALARIES & WAGES	116,073	134,089	145,558	190,190	180,735	209,555	209,555	209,555
290-687-00000-715-0000	LONGEVITY	0	598	686	760	760	1,105	1,105	1,105
290-687-00000-716-0000	SOCIAL SECURITY	727	10,240	11,188	14,610	13,885	16,115	16,115	16,115
290-687-00000-717-0000	HEALTH INSURANCE	4,840	53,094	64,917	74,740	71,220	74,195	74,195	74,195
290-687-00000-718-0000	LIFE INSURANCE	0	238	299	390	335	540	540	540
290-687-00000-719-0000	UNEMPLOYMENT INSURANCE	0	0	737	1,130	545	805	805	805
290-687-00000-720-0000	DISABILITY INSURANCE	40	545	598	725	720	760	760	760
290-687-00000-721-0000	WORKERS COMP INSURANCE	0	940	690	670	1,310	855	855	855
290-687-00000-722-0000	RETIREMENT-MERS	0	10,844	18,842	21,380	21,560	23,855	23,855	23,855
290-687-00000-724-0000	RETIREMENT-ICMA	0	0	0	0	2,820	4,075	4,075	4,075
290-687-00000-727-0000	OFFICE SUPPLIES	922	2,587	730	750	850	900	900	900
290-687-00000-728-0000	POSTAGE	1,310	1,243	1,199	1,450	1,450	1,500	1,500	1,500
290-687-00000-801-0000	PROFESSIONAL/CONTRACTUAL	0	905	840	800	170	900	900	900
290-687-00000-850-0000	COMMUNICATIONS	0	2,055	2,100	2,600	2,600	0	0	0
290-687-00000-860-0000	TRANSPORTATION	1,343	1,102	1,160	1,250	1,600	1,600	1,600	1,600
290-687-00000-900-0000	PRINTING & PUBLISHING	1,103	1,740	1,383	2,770	2,770	2,770	2,770	2,770
290-687-00000-940-0000	RENTAL	0	229	165	165	1,700	1,700	1,700	1,700
290-687-00000-943-0000	FACILITY OPERATIONS & MAINT	0	0	0	0	0	35,600	35,600	35,600
290-687-00000-997-0000	RESERVES	0	0	0	0	0	25,800	25,800	25,800
	SUBTOTAL	**126,358**	**220,449**	**251,092**	**314,380**	**305,030**	**402,630**	**402,630**	**402,630**
	TOTAL	**338,932**	**279,773**	**298,759**	**355,825**	**353,950**	**448,405**	**448,405**	**448,405**
	SALARIES	200,428	167,110	178,246	218,845	215,035	238,755	238,755	238,755
	FRINGES	123,025	98,826	109,325	123,570	123,415	130,695	130,695	130,695
	SUPPLIES & SERVICES	15,479	13,837	11,188	13,410	15,500	78,955	78,955	78,955
	CAPITAL OUTLAY	0	0	0	0	0	0	0	0
	DEBT SERVICE	0	0	0	0	0	0	0	0
	TRANSFERS OUT	0	0	0	0	0	0	0	0
	TOTAL	**338,932**	**279,773**	**298,759**	**355,825**	**353,950**	**448,405**	**448,405**	**448,405**

801-Social Worker CEU's
943-Facility Operations & Maintenance split based on departmental % of overall expenditures.
FY 10: 685 = 11%, 687= 89%.

LAKEVIEW ARENA FUND

DEPARTMENTAL FACT SHEET
2009-10 FISCAL YEAR

Existing __X__ New_____

DEPARTMENT & ACTIVITY Lakeview Arena Fund **Account No.** 598

I. FUNCTION:

Lakeview Arena is a multi-purpose facility with a primary function of providing artificial ice eight months of the year. The ice is utilized by the general public, and various special interest groups. The facility also incorporates the utilization by numerous trade shows, circus, concerts, conventions, banquets, and other entertainment related activities.

II. REVENUE APPLICABLE TO THIS ACCOUNT (FY 07/08)

A.	Arena Services	$ 2,700
B.	Concessions	$140,000
C.	Ice rental	$385,000
D	Arena Events	$ 22,500
E.	Rent	$ 25,700
F.	Equipment Rental	$ 1,000
G.	Skate Rental	$ 4,800
H.	Reimbursements	$ 360
	Total	$582,060

III. AUTHORIZED POSITIONS:

1	Asst. Park and Rec. Dir. (60%)	$ 32,353
1	Park and Rec. Coord. (70 %)	$ 21,869
1	Part-time clerical position	$ 16,458
1	Heavy Equip. Operator	$ 38,459
1	Maint. Mechanic	$ 43,306
14	Labor	$ 38,917
10	Summer Concessions	$ 12,840
1	Concession Specialist	$ 16,796
1	Custodian (80%)	$ 13,506
10	Arena Concessions	$ 28,550
	Total	$263,054

IV. PROGRAM STATISTICS:

None

CITY OF MARQUETTE
REVENUES AND EXPENDITURES
2009-2010 FISCAL YEAR

ACCOUNT NUMBER	598 LAKEVIEW ARENA FUND REVENUES	2005-06 ACTUAL	2006-07 ACTUAL	2007-08 ACTUAL	2008-09 BUDGET	2008-09 YEAR END ESTIMATE	2009-10 DEPT REQUEST	2009-10 CITY MGR REC	2009-10 COMMISSION APPROVED
598-000-00000-607-0000	FEES	10,359	5,905	2,694	8,000	8,130	8,200	8,200	8,200
598-000-00000-642-0000	SALES-CONCESSIONS	145,654	149,835	137,840	150,000	129,795	130,000	130,000	130,000
598-000-00000-651-0000	ICE RENTAL	332,234	422,725	385,857	375,000	376,955	380,000	380,000	380,000
598-000-00000-653-0000	ARENA EVENTS	34,565	26,657	22,416	22,500	24,460	22,500	22,500	22,500
598-000-00000-667-0000	RENT	85,709	95,699	25,632	63,000	29,960	30,000	30,000	30,000
598-000-00000-669-0000	ICE SKATING RENTAL	6,364	5,878	4,771	5,000	10,735	11,000	11,000	11,000
598-000-00000-673-0000	SALE OF FIXED ASSETS	0	0	0	0	0	0	0	0
598-000-00000-676-0000	REIMBURSEMENTS	777	1,132	361	0	0	0	0	0
598-000-00000-695-0000	OTHER REVENUE	0	845	1,028	0	0	0	0	0
598-000-00000-697-0000	FUND BALANCE	0	0	0	0	(585,000)	585,000	585,000	585,000
598-000-00000-698-0000	BOND PROCEEDS	0	0	0	1,300,000	1,300,000	0	0	0
598-000-00000-699-0000	TRANSFER IN-GENERAL FUND	261,630	86,237	251,715	265,640	331,590	432,065	432,065	432,065
	TOTAL	**877,292**	**794,913**	**832,314**	**2,189,140**	**1,626,625**	**1,598,765**	**1,598,765**	**1,598,765**

ACCOUNT NUMBER	598 LAKEVIEW ARENA FUND EXPENDITURES	2005-06 ACTUAL	2006-07 ACTUAL	2007-08 ACTUAL	2008-09 BUDGET	2008-09 YEAR END ESTIMATE	2009-10 DEPT REQUEST	2009-10 CITY MGR REC	2009-10 COMMISSION APPROVED
598-780-00000-702-0000	SALARIES & WAGES	284,702	242,005	252,817	271,965	300,385	263,055	263,055	263,055
598-780-00000-703-0000	ACCRUED LEAVE RESERVE	28,516	0	0	0	0	0	0	0
598-780-00000-715-0000	LONGEVITY	897	382	0	0	0	0	0	0
598-780-00000-716-0000	SOCIAL SECURITY	24,000	18,616	19,315	20,805	22,980	20,125	20,125	20,125
598-780-00000-717-0000	HEALTH INSURANCE	42,385	41,913	61,199	86,110	81,930	71,115	71,115	71,115
598-780-00000-718-0000	LIFE INSURANCE	138	230	167	295	305	360	360	360
598-780-00000-719-0000	UNEMPLOYMENT INSURANCE	1,458	885	2,230	2,030	1,555	1,525	1,525	1,525
598-780-00000-720-0000	DISABILITY INSURANCE	680	703	675	540	540	740	740	740
598-780-00000-721-0000	WORKERS COMP INSURANCE	4,348	3,078	2,768	2,940	3,315	3,420	3,420	3,420
598-780-00000-722-0000	RETIREMENT-MERS	13,840	12,294	11,506	13,680	14,125	13,965	13,965	13,965
598-780-00000-724-0000	RETIREMENT-ICMA	0	329	3,625	4,075	3,875	2,915	2,915	2,915
598-780-00000-727-0000	OFFICE SUPPLIES	1,159	847	711	1,200	655	1,200	1,200	1,200
598-780-00000-729-0000	FUEL	4,098	3,460	5,215	5,000	4,920	5,000	5,000	5,000
598-780-00000-730-0000	COST OF SALES	64,316	61,910	64,309	65,000	57,500	65,000	65,000	65,000
598-780-99000-730-0000	CREDIT CARD TRANSACTION FEES	0	0	0	0	5,500	6,000	6,000	6,000
598-780-00000-732-0000	COMPUTER LAB & CITIZENS FORUM	1,606	930	0	0	0	0	0	0
598-780-00000-740-0000	OPERATING SUPPLIES	18,903	18,346	26,356	22,000	24,230	22,000	22,000	22,000
598-780-00000-775-0000	REPAIR & MAINT SUPPLIES	12,840	12,695	15,153	15,000	13,050	15,000	15,000	15,000
598-780-00000-801-0000	PROFESSIONAL & CONTRACTUAL	41,386	73,893	39,705	45,000	50,500	45,000	45,000	45,000
598-780-00000-806-0000	ADMINISTRATIVE CHARGES	58,332	57,276	57,588	67,800	67,800	58,155	58,155	58,155
598-780-00000-812-0000	TECHNOLOGY SVCS FEE	0	0	0	0	0	26,920	26,920	26,920
598-780-00000-850-0000	COMMUNICATIONS	4,402	3,801	3,948	3,000	3,835	0	0	0
598-780-00000-860-0000	TRANSPORTATION	2,874	2,163	2,822	2,250	3,470	2,250	2,250	2,250
598-780-00000-880-0000	ADVERTISING	1,016	508	853	2,000	1,195	2,000	2,000	2,000
598-780-00000-900-0000	PRINTING & PUBLISHING	3,243	2,188	866	2,000	2,570	2,500	2,500	2,500
598-780-00000-910-0000	PROPERTY INSURANCE	21,128	22,018	23,036	24,000	24,000	25,000	25,000	25,000
598-780-00000-920-0000	POWER	115,942	106,703	115,454	95,000	102,250	107,500	107,500	107,500
598-780-00000-921-0000	NATURAL GAS	96,922	75,777	72,854	75,000	77,625	80,000	80,000	80,000
598-780-00000-922-0000	WATER	6,716	6,798	6,832	6,800	6,455	6,800	6,800	6,800
598-780-00000-923-0000	STORMWATER	4,520	4,300	4,300	4,300	4,300	4,300	4,300	4,300
598-780-00000-930-0000	REPAIR & MAINTENANCE	5,644	8,422	21,583	15,000	6,065	15,000	15,000	15,000
598-780-00000-940-0000	RENTAL	420	524	315	250	190	200	200	200
598-780-00000-945-0000	VEHICLE/EQUIPMENT RENTAL	9,907	10,073	1,000	8,000	15,545	15,500	15,500	15,500
598-780-00000-956-0000	MISCELLANEOUS	954	1,846	633	1,000	560	1,000	1,000	1,000
598-780-09001-976-0000	CAPITAL OUTLAY-BLDG IMPROVEMENTS	0	0	0	1,300,000	715,000	585,000	585,000	585,000
598-780-00000-977-0000	CAPITAL OUTLAY-EQUIPMENT	0	0	0	0	5,400	0	0	0
598-780-00000-997-0000	VEHICLE REPLACEMENT RESERVE	5,000	5,000	0	5,000	5,000	5,000	5,000	5,000
598-780-00000-999-0000	TRANSFER OUT-DEBT SERVICE FUND	0	0	0	22,100	0	125,220	125,220	125,220
	TOTAL	**882,292**	**799,913**	**817,835**	**2,189,140**	**1,626,625**	**1,598,765**	**1,598,765**	**1,598,765**
	SALARIES	313,218	242,005	252,817	271,965	300,385	263,055	263,055	263,055
	FRINGES	87,746	78,430	101,485	130,475	128,625	114,165	114,165	114,165
	SUPPLIES & SERVICES	476,328	474,478	463,533	459,600	472,215	506,325	506,325	506,325
	CAPITAL OUTLAY	0	0	0	1,300,000	720,400	585,000	585,000	585,000
	DEBT SERVICE	5,000	5,000	0	5,000	5,000	5,000	5,000	5,000
	TRANSFERS OUT	0	0	0	22,100	0	125,220	125,220	125,220
	TOTAL	**882,292**	**799,913**	**817,835**	**2,189,140**	**1,626,625**	**1,598,765**	**1,598,765**	**1,598,765**

880-Advertsing: ads to promote Lakeview Arena.
945-Vehicle Rental: snow plowing and other DPW charges.

City of Marquette
Lakeview Arena Fund Historical Expenditures
Stated in Actual Dollars

Dept Name	FY 99 Actual	FY 00 Actual	FY 01 Actual	FY 02 Actual	FY 03 Actual	FY 04 Actual	FY 05 Actual	FY 06 Actual	FY 07 Actual	FY 08 Actual	FY 99 thru FY 08 Average	FY 09 Budget	Variance FY 09 vs Avg	FY 10 Budget	FY 10 vs FY 09	Variance FY 10 vs Avg
Recreation	780,561	664,319	678,336	733,851	755,096	799,339	831,057	877,292	794,913	817,835	773,260	867,040	93,780	888,545	21,505	115,285
Capital Outlay	27,091	268,476	45,720	92,417	26,038	0	64,515	0	0	0	52,426	1,300,000	1,247,574	585,000	(715,000)	532,574
Debt Service	154,564	162,185	260,176	131,475	127,628	127,688	127,487	121,975	121,463	130,688	146,533	22,100	(124,433)	125,220	103,120	(21,313)
	962,216	1,094,980	984,232	957,743	908,762	927,027	1,023,059	999,267	916,376	948,523	972,219	2,189,140	1,216,922	1,598,765	(590,375)	626,547
% Variance vs Previous Year	36.9%	13.8%	-10.1%	-2.7%	-5.1%	2.0%	10.4%	-2.3%	-8.3%	3.5%		130.8%	125.2%	-27.0%		64.4%

City of Marquette
Lakeview Arena Fund Historical Expenditures
Stated in Year 2008 Dollars

Dept Name	FY 99 Actual	FY 00 Actual	FY 01 Actual	FY 02 Actual	FY 03 Actual	FY 04 Actual	FY 05 Actual	FY 06 Actual	FY 07 Actual	FY 08 Actual	FY 99 thru FY 08 Average	FY 09 Budget	Variance FY 09 vs Avg	FY 10 Budget	FY 10 vs FY 09	Variance FY 10 vs Avg
Recreation	1,027,598	843,115	833,820	892,533	899,374	921,958	934,886	946,040	834,582	817,835	895,174	867,040	(28,134)	888,545	21,505	(6,629)
Capital Outlay	35,665	340,734	56,200	112,400	31,013	0	72,575	0	0	0	64,859	1,300,000	1,235,141	585,000	(715,000)	520,141
Debt Service	203,481	205,836	319,812	159,904	152,014	147,275	143,415	131,533	127,524	130,688	172,148	22,100	(150,048)	125,220	103,120	(46,928)
	1,266,744	1,389,685	1,209,831	1,164,837	1,082,401	1,069,233	1,150,876	1,077,573	962,107	948,523	1,132,181	2,189,140	1,056,959	1,598,765	(590,375)	466,584
% Variance vs Previous Year	34.3%	9.7%	-12.9%	-3.7%	-7.1%	-1.2%	7.6%	-6.4%	-10.7%	-1.4%		130.8%	93.4%	-27.0%		41.2%

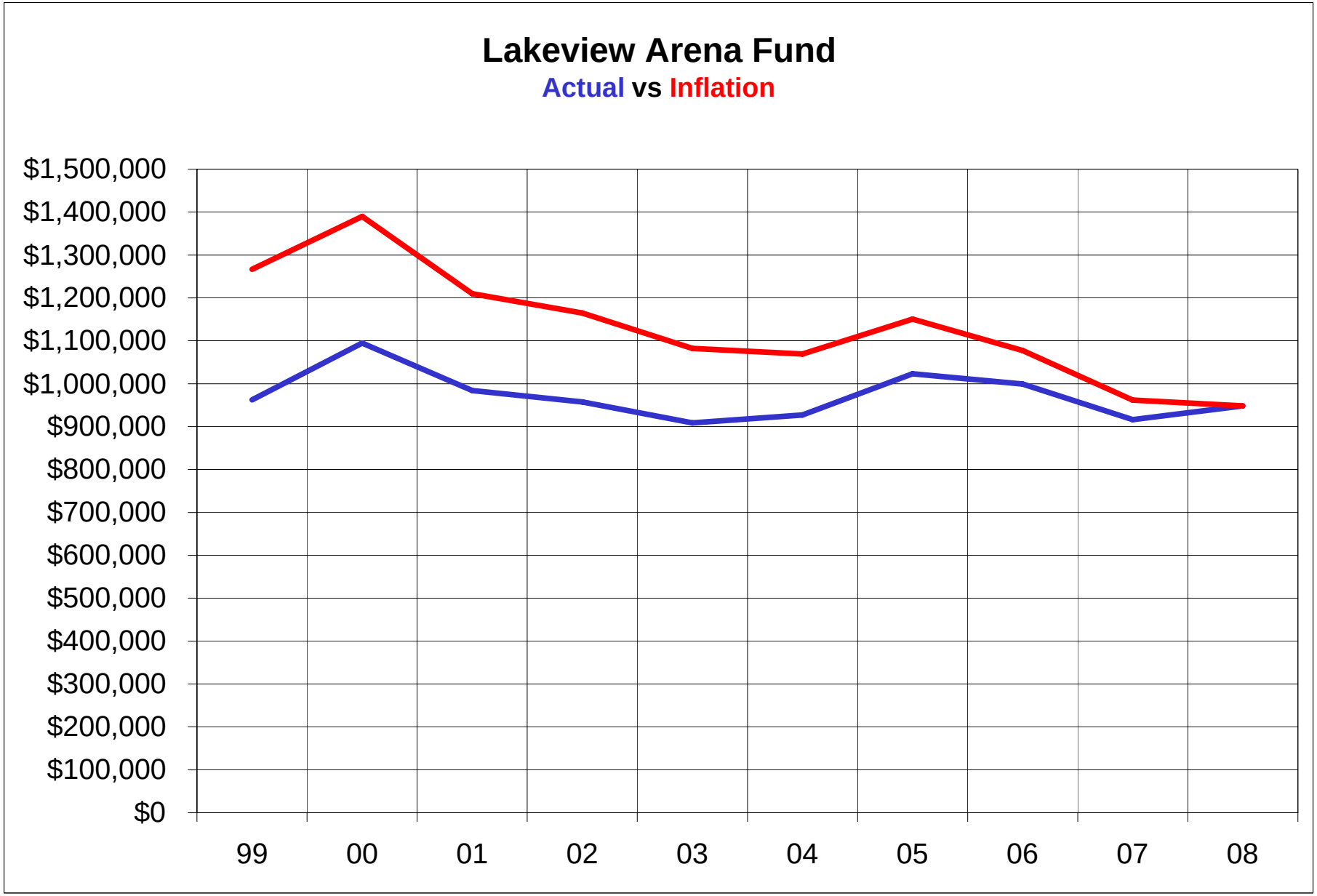
Lakeview Arena Fund
Actual vs Inflation
$1,500,000
$1,400,000
$1,300,000
$1,200,000
$1,100,000
$1,000,000
$900,000
$800,000
$700,000
$600,000
$500,000
$400,000
$300,000
$200,000
$100,000
$0
99
00
01
02
03
04
05
06
07
08

1998 BUILDING AUTHORITY MUNICIPAL SERVICE CENTER DEBT SERVICE FUND

DEPARTMENTAL FACT SHEET
2009-2010 FISCAL YEAR

Existing__X___ New_____

DEPARTMENT & ACTIVITY 1998 Bldg Auth Debt-Muni Service Center Fund **Acct No.** 351

I. FUNCTION:

This fund was established in 1998 to account for the retirement of the refunded portion of the 1991 Building Authority Municipal Service Center Bonds. These bonds mature in 2021.

II. REVENUE APPLICABLE TO THIS ACCOUNT:

None

III. AUTHORIZED POSITIONS:

None

IV. PROGRAM STATISTICS Prior Three Fiscal Years:

	2005-06	2006-07	2007-08
Debt Service Expenditures:	$381,113	$383,412	$380,088

CITY OF MARQUETTE
REVENUES AND EXPENDITURES
2009-2010 FISCAL YEAR

ACCOUNT NUMBER	351 1998 BUILDING AUTHORITY MUNICIPAL SERVICE CENTER DEBT FUND REVENUES	2005-06 ACTUAL	2006-07 ACTUAL	2007-08 ACTUAL	2008-09 BUDGET	2008-09 YEAR END ESTIMATE	2009-10 DEPT REQUEST	2009-10 CITY MGR REC	2009-10 COMMISSION APPROVED
351-000-00000-699-0000	TRANSFER IN-MSC	381,113	383,412	380,088	386,445	386,445	382,015	382,015	382,015
	TOTAL	**381,113**	**383,412**	**380,088**	**386,445**	**386,445**	**382,015**	**382,015**	**382,015**

ACCOUNT NUMBER	351 1998 BUILDING AUTHORITY MUNICIPAL SERVICE CENTER DEBT FUND EXPENDITURES	2005-06 ACTUAL	2006-07 ACTUAL	2007-08 ACTUAL	2008-09 BUDGET	2008-09 YEAR END ESTIMATE	2009-10 DEPT REQUEST	2009-10 CITY MGR REC	2009-10 COMMISSION APPROVED
351-906-00000-991-0000	PRINCIPAL	175,000	185,000	190,000	205,000	205,000	210,000	210,000	210,000
351-906-00000-995-0000	INTEREST	206,113	198,412	190,088	181,445	181,445	172,015	172,015	172,015
	TOTAL	**381,113**	**383,412**	**380,088**	**386,445**	**386,445**	**382,015**	**382,015**	**382,015**
	SALARIES	0	0	0	0	0	0	0	0
	FRINGES	0	0	0	0	0	0	0	0
	SUPPLIES & SERVICES	0	0	0	0	0	0	0	0
	CAPITAL OUTLAY	0	0	0	0	0	0	0	0
	DEBT SERVICE	381,113	383,412	380,088	386,445	386,445	382,015	382,015	382,015
	TRANSFERS OUT	0	0	0	0	0	0	0	0
	TOTAL	**381,113**	**383,412**	**380,088**	**386,445**	**386,445**	**382,015**	**382,015**	**382,015**

Debt issued to refinance 1991 Municipal Service Center construction of $5,200,000; retires in 2021.

FY 2007 STREET PROJECTS DEBT SERVICE FUND

DEPARTMENTAL FACT SHEET
2009-2010 FISCAL YEAR

Existing _X_ New_____

DEPARTMENT & ACTIVITY FY2007 Street Projects Debt Service Fund **Acct No.** 352

I. FUNCTION:

This fund was established to account for the retirement of the Street Project bonds that were issued in FY 2007. These bonds will mature in FY 2022.

II. REVENUE APPLICABLE TO THIS ACCOUNT:

None

III. AUTHORIZED POSITIONS:

None

IV. PROGRAM STATISTICS Prior Three Fiscal Years:

	2005-06	2006-07	2007-08
Debt Service Expenditures:	$0	$0	$488,500

CITY OF MARQUETTE
REVENUES AND EXPENDITURES
2009-2010 FISCAL YEAR

352

ACCOUNT NUMBER	FY 2007 STREET PROJECTS DEBT FUND REVENUES	2005-06 ACTUAL	2006-07 ACTUAL	2007-08 ACTUAL	2008-09 BUDGET	2008-09 YEAR END ESTIMATE	2009-10 DEPT REQUEST	2009-10 CITY MGR REC	2009-10 COMMISSION APPROVED
352-571-00000-699-0000	TRANSFER IN-GENERAL FUND (13%)	0	0	64,336	63,350	63,350	63,140	63,140	63,140
352-572-00000-699-0000	TRANSFER IN-MAJOR STREET (23%)	0	0	114,749	112,080	112,080	111,710	111,710	111,710
352-573-00000-699-0000	TRANSFER IN-LOCAL STREET (14%)	0	0	66,778	68,220	68,220	68,000	68,000	68,000
352-575-00000-699-0000	TRANSFER IN-STORMWATER (50%)	0	0	242,637	243,650	243,650	242,850	242,850	242,850
	TOTAL	**0**	**0**	**488,500**	**487,300**	**487,300**	**485,700**	**485,700**	**485,700**

352

ACCOUNT NUMBER	FY 2007 STREET PROJECTS DEBT FUND EXPENDITURES	2005-06 ACTUAL	2006-07 ACTUAL	2007-08 ACTUAL	2008-09 BUDGET	2008-09 YEAR END ESTIMATE	2009-10 DEPT REQUEST	2009-10 CITY MGR REC	2009-10 COMMISSION APPROVED
352-906-00000-991-0000	PRINCIPAL	0	0	275,000	285,000	285,000	295,000	295,000	295,000
352-906-00000-995-0000	INTEREST	0	0	213,500	202,300	202,300	190,700	190,700	190,700
	TOTAL	**0**	**0**	**488,500**	**487,300**	**487,300**	**485,700**	**485,700**	**485,700**
	SALARIES	0	0	0	0	0	0	0	0
	FRINGES	0	0	0	0	0	0	0	0
	SUPPLIES & SERVICES	0	0	0	0	0	0	0	0
	CAPITAL OUTLAY	0	0	0	0	0	0	0	0
	DEBT SERVICE	0	0	488,500	487,300	487,300	485,700	485,700	485,700
	TRANSFERS OUT	0	0	0	0	0	0	0	0
	TOTAL	**0**	**0**	**488,500**	**487,300**	**487,300**	**485,700**	**485,700**	**485,700**

Debt issued to finance FY 2007 Street Projects of $5,475,000; retires in 2022.
05030: Fourth Street
74081: Presque Isle Erosion
05022: Park Street
06020: Main & Third Streets
06021: Rock Street
06022: Hampton Street
05027: Washington Street

2006 HIGH STREET PROJECT – SRF 2 DEBT SERVICE FUND

DEPARTMENTAL FACT SHEET
2009-2010 FISCAL YEAR

Existing _X___ New_____

DEPARTMENT & ACTIVITY FY2007 High Street SRF2 Debt Service Fund **Acct No.** 353

I. FUNCTION:

This fund was established to account for the retirement of the High Street Project bonds that were issued in FY 2007 through the State Revolving Loan Fund. These bonds will mature in FY 2029.

II. REVENUE APPLICABLE TO THIS ACCOUNT:

None

III. AUTHORIZED POSITIONS:

None

IV. PROGRAM STATISTICS Prior Three Fiscal Years:

	2005-06	2006-07	2007-08
Debt Service Expenditures:	$0	$0	$0

CITY OF MARQUETTE
REVENUES AND EXPENDITURES
2009-2010 FISCAL YEAR

353

ACCOUNT NUMBER	2006 HIGH STREET PROJECT-SRF2 DEBT FUND REVENUES	2005-06 ACTUAL	2006-07 ACTUAL	2007-08 ACTUAL	2008-09 BUDGET	2008-09 YEAR END ESTIMATE	2009-10 DEPT REQUEST	2009-10 CITY MGR REC	2009-10 COMMISSION APPROVED
353-571-00000-699-0000	TRANSFER IN-GENERAL FUND (1%)	0	0	0	2,765	90	405	405	405
353-573-00000-699-0000	TRANSFER IN-LOCAL STREET (31%)	0	0	0	85,690	2,825	12,580	12,580	12,580
353-575-00000-699-0000	TRANSFER IN-STORMWATER (18%)	0	0	0	49,755	1,640	7,305	7,305	7,305
353-578-00000-699-0000	TRANSFER IN-WATER (50%)	0	0	0	138,205	4,555	20,290	20,290	20,290
	TOTAL	**0**	**0**	**0**	**276,415**	**9,110**	**40,580**	**40,580**	**40,580**

353

ACCOUNT NUMBER	2006 HIGH STREET PROJECT-SRF2 DEBT FUND EXPENDITURES	2005-06 ACTUAL	2006-07 ACTUAL	2007-08 ACTUAL	2008-09 BUDGET	2008-09 YEAR END ESTIMATE	2009-10 DEPT REQUEST	2009-10 CITY MGR REC	2009-10 COMMISSION APPROVED
353-906-00000-991-0000	PRINCIPAL	0	0	0	0	0	29,580	29,580	29,580
353-906-00000-995-0000	INTEREST	0	0	0	276,415	9,110	11,000	11,000	11,000
	TOTAL	**0**	**0**	**0**	**276,415**	**9,110**	**40,580**	**40,580**	**40,580**
	SALARIES	0	0	0	0	0	0	0	0
	FRINGES	0	0	0	0	0	0	0	0
	SUPPLIES & SERVICES	0	0	0	0	0	0	0	0
	CAPITAL OUTLAY	0	0	0	0	0	0	0	0
	DEBT SERVICE	0	0	0	276,415	9,110	40,580	40,580	40,580
	TRANSFERS OUT	0	0	0	0	0	0	0	0
	TOTAL	**0**	**0**	**0**	**276,415**	**9,110**	**40,580**	**40,580**	**40,580**

Debt issued to finance FY 2007 High Street Project, retires in 2022.
4.14%of SRF 2; $703,780 of $17,010,000.

2008 STREET PROJECTS DEBT SERVICE FUND

DEPARTMENTAL FACT SHEET
2009-2010 FISCAL YEAR

Existing _X___ New_____

DEPARTMENT & ACTIVITY 2008 Street Projects Debt Service Fund **Acct No.** 354

I. FUNCTION:

This fund was established to account for the retirement of the Street Project bonds that were issued in FY 2008. These bonds will mature in FY 2028.

II. REVENUE APPLICABLE TO THIS ACCOUNT:

None

III. AUTHORIZED POSITIONS:

None

IV. PROGRAM STATISTICS Prior Three Fiscal Years:

	2005-06	2006-07	2007-08
Debt Service Expenditures:	$0	$0	$0

CITY OF MARQUETTE
REVENUES AND EXPENDITURES
2009-2010 FISCAL YEAR

354

ACCOUNT NUMBER	2008 STREET PROJECTS DEBT FUND REVENUES	2005-06 ACTUAL	2006-07 ACTUAL	2007-08 ACTUAL	2008-09 BUDGET	2008-09 YEAR END ESTIMATE	2009-10 DEPT REQUEST	2009-10 CITY MGR REC	2009-10 COMMISSION APPROVED
354-571-00000-699-0000	TRANSFER IN-GENERAL FUND (13%)	0	0	0	84,500	80,025	81,530	81,530	81,530
354-572-00000-699-0000	TRANSFER IN-MAJOR STREET (11%)	0	0	0	71,500	67,715	68,990	68,990	68,990
354-573-00000-699-0000	TRANSFER IN-LOCAL STREET (11%)	0	0	0	71,500	67,715	68,990	68,990	68,990
354-575-00000-699-0000	TRANSFER IN-STORMWATER (21%)	0	0	0	136,500	129,260	131,700	131,700	131,700
354-578-00000-699-0000	TRANSFER IN-WATER (23%)	0	0	0	148,720	140,840	144,250	144,250	144,250
354-579-00000-699-0000	TRANSFER IN-SEWER (21%)	0	0	0	137,280	130,010	131,700	131,700	131,700
	TOTAL	**0**	**0**	**0**	**650,000**	**615,565**	**627,160**	**627,160**	**627,160**

354

ACCOUNT NUMBER	2008 STREET PROJECTS DEBT FUND EXPENDITURES	2005-06 ACTUAL	2006-07 ACTUAL	2007-08 ACTUAL	2008-09 BUDGET	2008-09 YEAR END ESTIMATE	2009-10 DEPT REQUEST	2009-10 CITY MGR REC	2009-10 COMMISSION APPROVED
354-906-00000-991-0000	PRINCIPAL	0	0	0	500,000	330,000	300,000	300,000	300,000
354-906-00000-995-0000	INTEREST	0	0	0	150,000	285,565	327,160	327,160	327,160
	TOTAL	**0**	**0**	**0**	**650,000**	**615,565**	**627,160**	**627,160**	**627,160**
	SALARIES	0	0	0	0	0	0	0	0
	FRINGES	0	0	0	0	0	0	0	0
	SUPPLIES & SERVICES	0	0	0	0	0	0	0	0
	CAPITAL OUTLAY	0	0	0	0	0	0	0	0
	DEBT SERVICE	0	0	0	650,000	615,565	627,160	627,160	627,160
	TRANSFERS OUT	0	0	0	0	0	0	0	0
	TOTAL	**0**	**0**	**0**	**650,000**	**615,565**	**627,160**	**627,160**	**627,160**

Debt issued to finance FY 2008 Street Projects of $8,375,000; retires in 2023.
05021: High Street
06102: Pave Gravel Streets
07022: Hampton Street
07024: Mesnard
07025: Furnace Street
07026: Third Street
07030: Fourth Street
07101: SIMP

MDOT SPRING STREET DEBT SERVICE FUND

DEPARTMENTAL FACT SHEET
2009-2010 FISCAL YEAR

Existing _X___ New _____

DEPARTMENT & ACTIVITY MDOT Spring Street Debt **Account No.** 355

I. FUNCTION:

This fund was established in 2004 to account for an interest free loan by the Michigan Department of Transportation. These bonds will mature in 2019.

II. REVENUE APPLICABLE TO THIS ACCOUNT:

None

III. AUTHORIZED POSITIONS:

None

IV. PROGRAM STATISTICS Prior Three Fiscal Years:

	2005-06	2006-07	2007-08
Debt Service Expenditures:	$82,873	$82,873	$82,873

CITY OF MARQUETTE
REVENUES AND EXPENDITURES
2009-2010 FISCAL YEAR

ACCOUNT NUMBER	355 MDOT-SPRING STREET DEBT SERVICE FUND REVENUES	2005-06 ACTUAL	2006-07 ACTUAL	2007-08 ACTUAL	2008-09 BUDGET	2008-09 YEAR END ESTIMATE	2009-10 DEPT REQUEST	2009-10 CITY MGR REC	2009-10 COMMISSION APPROVED
355-000-00000-699-0000	TRANSFER IN-GENERAL FUND	82,873	82,873	82,873	82,875	82,875	82,875	82,875	82,875
	TOTAL	**82,873**	**82,873**	**82,873**	**82,875**	**82,875**	**82,875**	**82,875**	**82,875**

ACCOUNT NUMBER	355 MDOT-SPRING STREET DEBT SERVICE FUND EXPENDITURES	2005-06 ACTUAL	2006-07 ACTUAL	2007-08 ACTUAL	2008-09 BUDGET	2008-09 YEAR END ESTIMATE	2009-10 DEPT REQUEST	2009-10 CITY MGR REC	2009-10 COMMISSION APPROVED
355-906-00000-991-0000	PRINCIPAL	82,873	82,873	82,873	82,875	82,875	82,875	82,875	82,875
355-906-00000-995-0000	INTEREST	0	0	0	0	0	0	0	0
	TOTAL	**82,873**	**82,873**	**82,873**	**82,875**	**82,875**	**82,875**	**82,875**	**82,875**
	SALARIES	0	0	0	0	0	0	0	0
	FRINGES	0	0	0	0	0	0	0	0
	SUPPLIES & SERVICES	0	0	0	0	0	0	0	0
	CAPITAL OUTLAY	0	0	0	0	0	0	0	0
	DEBT SERVICE	82,873	82,873	82,873	82,875	82,875	82,875	82,875	82,875
	TRANSFERS OUT	0	0	0	0	0	0	0	0
	TOTAL	**82,873**	**82,873**	**82,873**	**82,875**	**82,875**	**82,875**	**82,875**	**82,875**

Interest Free Loan from MDOT of $1,243,100; retires in 2019.

2009 STREET PROJECTS DEBT SERVICE FUND

DEPARTMENTAL FACT SHEET
2009-2010 FISCAL YEAR

Existing_____ New_X_____

DEPARTMENT & ACTIVITY 2009 Street Projects Debt Service Fund **Acct No.** 356

I. FUNCTION:

This fund will be established to account for the retirement of the Street Project bonds that are anticipated to be issued in FY 2009.

II. REVENUE APPLICABLE TO THIS ACCOUNT:

None

III. AUTHORIZED POSITIONS:

None

IV. PROGRAM STATISTICS Prior Three Fiscal Years:

	2005-06	2006-07	2007-08
Debt Service Expenditures:	$0	$0	$0

CITY OF MARQUETTE
REVENUES AND EXPENDITURES
2009-2010 FISCAL YEAR

356

ACCOUNT NUMBER	2009 STREET PROJECTS DEBT FUND REVENUES	2005-06 ACTUAL	2006-07 ACTUAL	2007-08 ACTUAL	2008-09 BUDGET	2008-09 YEAR END ESTIMATE	2009-10 DEPT REQUEST	2009-10 CITY MGR REC	2009-10 COMMISSION APPROVED
356-571-00000-699-0000	TRANSFER IN-GENERAL FUND (0.5%)	0	0	0	3,400	0	4,040	4,040	4,040
356-572-00000-699-0000	TRANSFER IN-MAJOR STREET (18%)	0	0	0	22,100	0	145,420	145,420	145,420
356-573-00000-699-0000	TRANSFER IN-LOCAL STREET (8%)	0	0	0	11,900	0	64,630	64,630	64,630
356-574-00000-699-0000	TRANSFER IN-ARENA (15.5%)	0	0	0	22,100	0	125,220	125,220	125,220
356-575-00000-699-0000	TRANSFER IN-STORMWATER (4%)	0	0	0	17,000	0	32,315	32,315	32,315
356-578-00000-699-0000	TRANSFER IN-WATER (36%)	0	0	0	22,100	0	290,840	290,840	290,840
356-579-00000-699-0000	TRANSFER IN-SEWER (18%)	0	0	0	93,500	0	145,420	145,420	145,420
	TOTAL	**0**	**0**	**0**	**192,100**	**0**	**807,885**	**807,885**	**807,885**

356

ACCOUNT NUMBER	2009 STREET PROJECTS DEBT FUND EXPENDITURES	2005-06 ACTUAL	2006-07 ACTUAL	2007-08 ACTUAL	2008-09 BUDGET	2008-09 YEAR END ESTIMATE	2009-10 DEPT REQUEST	2009-10 CITY MGR REC	2009-10 COMMISSION APPROVED
356-906-00000-991-0000	PRINCIPAL	0	0	0	0	0	430,000	430,000	430,000
356-906-00000-995-0000	INTEREST	0	0	0	170,000	0	377,885	377,885	377,885
	TOTAL	**0**	**0**	**0**	**170,000**	**0**	**807,885**	**807,885**	**807,885**
	SALARIES	0	0	0	0	0	0	0	0
	FRINGES	0	0	0	0	0	0	0	0
	SUPPLIES & SERVICES	0	0	0	0	0	0	0	0
	CAPITAL OUTLAY	0	0	0	0	0	0	0	0
	DEBT SERVICE	0	0	0	170,000	0	807,885	807,885	807,885
	TRANSFERS OUT	0	0	0	0	0	0	0	0
	TOTAL	**0**	**0**	**0**	**170,000**	**0**	**807,885**	**807,885**	**807,885**

Debt issued to finance FY 2009 Capital Projects of $8,475,000; retires in 2024.
07023: Lakeshore Blvd Water Main Reconstruction
08303: Sewer Point Reconstructions-City Wide
09001: Lakeview Arena Renovations
08020: W Michigan Street Reconstruction
08021: Champion Street Reconstruction
08101: Street Improvement Program-City Wide
08202: Wright Street Reconstruction

FOUNDERS LANDING DEBT SERVICE FUND

DEPARTMENTAL FACT SHEET
2009-2010 FISCAL YEAR

Existing _X___ New _____

DEPARTMENT & ACTIVITY Founders Landing Debt **Account No.** 360

I. FUNCTION:

This fund was established in 2004 to account for debt service for Phase I of the Founders Landing Development Project. These bonds will mature in 2023.

II. REVENUE APPLICABLE TO THIS ACCOUNT:

None

III. AUTHORIZED POSITIONS:

None

IV. PROGRAM STATISTICS Prior Three Fiscal Years:

	2005-06	2006-07	2007-08
Debt Service Expenditures:	$297,204	$293,829	$310,079

CITY OF MARQUETTE
REVENUES AND EXPENDITURES
2009-2010 FISCAL YEAR

ACCOUNT NUMBER	360 FOUNDERS LANDING DEVELOPMENT DEBT SERVICE FUND REVENUES	2005-06 ACTUAL	2006-07 ACTUAL	2007-08 ACTUAL	2008-09 BUDGET	2008-09 YEAR END ESTIMATE	2009-10 DEPT REQUEST	2009-10 CITY MGR REC	2009-10 COMMISSION APPROVED
360-000-00000-699-0000	TRANSFER IN-GENERAL FUND	297,204	293,829	310,079	309,980	309,980	304,730	304,730	304,730
	TOTAL	**297,204**	**293,829**	**310,079**	**309,980**	**309,980**	**304,730**	**304,730**	**304,730**

ACCOUNT NUMBER	360 FOUNDERS LANDING DEVELOPMENT DEBT SERVICE FUND EXPENDITURES	2005-06 ACTUAL	2006-07 ACTUAL	2007-08 ACTUAL	2008-09 BUDGET	2008-09 YEAR END ESTIMATE	2009-10 DEPT REQUEST	2009-10 CITY MGR REC	2009-10 COMMISSION APPROVED
360-906-00000-991-0000	PRINCIPAL	150,000	150,000	170,000	175,000	175,000	175,000	175,000	175,000
360-906-00000-995-0000	INTEREST	147,204	143,829	140,079	134,980	134,980	129,730	129,730	129,730
	TOTAL	**297,204**	**293,829**	**310,079**	**309,980**	**309,980**	**304,730**	**304,730**	**304,730**
	SALARIES	0	0	0	0	0	0	0	0
	FRINGES	0	0	0	0	0	0	0	0
	SUPPLIES & SERVICES	0	0	0	0	0	0	0	0
	CAPITAL OUTLAY	0	0	0	0	0	0	0	0
	DEBT SERVICE	297,204	293,829	310,079	309,980	309,980	304,730	304,730	304,730
	TRANSFERS OUT	0	0	0	0	0	0	0	0
	TOTAL	**297,204**	**293,829**	**310,079**	**309,980**	**309,980**	**304,730**	**304,730**	**304,730**

Founders Landing Development Phase I Bonds of $3,935,000 issued 2003; retires in 2023.

HEARTWOOD FORESTLAND DEBT SERVICE FUND

DEPARTMENTAL FACT SHEET
2009-2010 FISCAL YEAR

Existing__X__ New _____

DEPARTMENT & ACTIVITY Heartwood Forestland Debt **Account No.** 365

I. FUNCTION:

This fund was established in 2005 to account for debt service for Heartwood Forestland Development Project. These bonds will mature in 2025. Refunded in 2007.

II. REVENUE APPLICABLE TO THIS ACCOUNT:

None

III. AUTHORIZED POSITIONS:

None

IV. PROGRAM STATISTICS Prior Three Fiscal Years:

	2005-06	2006-07	2007-08
Debt Service Expenditures:	$404,970	$469,941	$466,251

CITY OF MARQUETTE
REVENUES AND EXPENDITURES
2009-2010 FISCAL YEAR

ACCOUNT NUMBER	365 FORESTLAND DEVELOPMENT DEBT SERVICE FUND REVENUES	2005-06 ACTUAL	2006-07 ACTUAL	2007-08 ACTUAL	2008-09 BUDGET	2008-09 YEAR END ESTIMATE	2009-10 DEPT REQUEST	2009-10 CITY MGR REC	2009-10 COMMISSION APPROVED
365-000-00000-699-0000	TRANSFER IN-GENERAL FUND	468,998	479,383	634,634	545,000	536,000	560,000	560,000	560,000
	TOTAL	**468,998**	**479,383**	**634,634**	**545,000**	**536,000**	**560,000**	**560,000**	**560,000**

ACCOUNT NUMBER	365 HEARTWOOD FORESTLAND DEVELOPMENT DEBT SERVICE FUND EXPENDITURES	2005-06 ACTUAL	2006-07 ACTUAL	2007-08 ACTUAL	2008-09 BUDGET	2008-09 YEAR END ESTIMATE	2009-10 DEPT REQUEST	2009-10 CITY MGR REC	2009-10 COMMISSION APPROVED
365-906-00000-801-0000	CONTRACTUAL/PROFESSIONAL	209,984	255,333	19,353	106,190	100	115,770	115,770	115,770
365-906-00000-991-0000	PRINCIPAL	0	0	150,000	175,000	175,000	190,000	190,000	190,000
365-906-00000-995-0000	INTEREST	194,986	214,608	296,898	263,810	263,810	254,230	254,230	254,230
	TOTAL	**404,970**	**469,941**	**466,251**	**545,000**	**438,910**	**560,000**	**560,000**	**560,000**
	SALARIES	0	0	0	0	0	0	0	0
	FRINGES	0	0	0	0	0	0	0	0
	SUPPLIES & SERVICES	209,984	255,333	19,353	106,190	100	115,770	115,770	115,770
	CAPITAL OUTLAY	0	0	0	0	0	0	0	0
	DEBT SERVICE	194,986	214,608	446,898	438,810	438,810	444,230	444,230	444,230
	TRANSFERS OUT	0	0	0	0	0	0	0	0
	TOTAL	**404,970**	**469,941**	**466,251**	**545,000**	**438,910**	**560,000**	**560,000**	**560,000**

Forestland Bonds of $5,135,000 issued May 2005 and refunded March 2007, retires in 2025.

1998 BUILDING AUTHORITY LAKEVIEW ARENA DEBT SERVICE FUND

DEPARTMENTAL FACT SHEET
2009-2010 FISCAL YEAR

Existing__X___ New_____

DEPARTMENT & ACTIVITY 1998 Bldg. Auth. Debt-Arena Fund **Account No.** 368

I. FUNCTION:

This fund was established in 1998 to account for the retirement of the 1998 Building Authority Bonds issued to finance $1,000,000 of building repairs and enhancements at the Lakeview Arena. These bonds matured in 2008.

II. REVENUE APPLICABLE TO THIS ACCOUNT:

None

III. AUTHORIZED POSITIONS:

None

IV. PROGRAM STATISTICS Prior Three Fiscal Years:

	2005-06	2006-07	2007-08
Debt Service Expenditures:	$121,975	$121,462	$130,688

CITY OF MARQUETTE
REVENUES AND EXPENDITURES
2009-2010 FISCAL YEAR

ACCOUNT NUMBER	368 1998 BUILDING AUTHORITY LAKEVIEW ARENA DEBT FUND REVENUES	2005-06 ACTUAL	2006-07 ACTUAL	2007-08 ACTUAL	2008-09 BUDGET	2008-09 YEAR END ESTIMATE	2009-10 DEPT REQUEST	2009-10 CITY MGR REC	2009-10 COMMISSION APPROVED
368-000-00000-699-0000	TRANSFER IN-GENERAL FUND	121,975	121,462	130,688	0	0	0	0	0
	TOTAL	**121,975**	**121,462**	**130,688**	**0**	**0**	**0**	**0**	**0**

ACCOUNT NUMBER	368 1998 BUILDING AUTHORITY LAKEVIEW ARENA DEBT FUND EXPENDITURES	2005-06 ACTUAL	2006-07 ACTUAL	2007-08 ACTUAL	2008-09 BUDGET	2008-09 YEAR END ESTIMATE	2009-10 DEPT REQUEST	2009-10 CITY MGR REC	2009-10 COMMISSION APPROVED
368-000-00000-991-0000	PRINCIPAL	105,000	110,000	125,000	0	0	0	0	0
368-000-00000-995-0000	INTEREST	16,975	11,462	5,688	0	0	0	0	0
	TOTAL	**121,975**	**121,462**	**130,688**	**0**	**0**	**0**	**0**	**0**
	SALARIES	0	0	0	0	0	0	0	0
	FRINGES	0	0	0	0	0	0	0	0
	SUPPLIES & SERVICES	0	0	0	0	0	0	0	0
	CAPITAL OUTLAY	0	0	0	0	0	0	0	0
	DEBT SERVICE	121,975	121,462	130,688	0	0	0	0	0
	TRANSFERS OUT	0	0	0	0	0	0	0	0
	TOTAL	**121,975**	**121,462**	**130,688**	**0**	**0**	**0**	**0**	**0**

Lakeview Arena Improvement Bonds issued 1998 of $1,000,000; retired in 2008.

LIBRARY IMPROVEMENT DEBT FUND

DEPARTMENTAL FACT SHEET
2009-2010 FISCAL YEAR

Existing X New_____

DEPARTMENT & ACTIVITY Library Improvement Bond Debt Fund **Account No.** 371

I. FUNCTION:

To account for the retirement of the $4,500,000 General Obligation Library Improvement Bond issued on 12/22/97. Maturity date 11/1/17.

II. REVENUE APPLICABLE TO THIS ACCOUNT:

Millage from general tax payers via the General Fund $ 0.64

III. AUTHORIZED POSITIONS:

None

IV. PROGRAM STATISTICS Prior Three Fiscal Years:

	2005-06	2006-07	2007-08
Debt Service Expenditures:	$367,327	$519,441	$367,480

CITY OF MARQUETTE
REVENUES AND EXPENDITURES
2009-2010 FISCAL YEAR

ACCOUNT NUMBER	371 LIBRARY IMPROVEMENT DEBT FUND REVENUES	2005-06 ACTUAL	2006-07 ACTUAL	2007-08 ACTUAL	2008-09 BUDGET	2008-09 YEAR END ESTIMATE	2009-10 DEPT REQUEST	2009-10 CITY MGR REC	2009-10 COMMISSION APPROVED
371-000-00000-402-0000	REAL PROPERTY TAX	341,037	354,688	327,684	329,800	320,605	324,590	324,590	324,590
371-000-00000-410-0000	PERSONAL PROPERTY TAX	28,598	19,212	23,693	23,700	22,380	23,310	23,310	23,310
371-000-00000-437-0000	INDUSTRIAL FACILITIES TAX	314	1,581	1,099	2,100	1,980	1,870	1,870	1,870
371-000-00000-445-0000	CURRENT YEAR PENALTY	887	232	787	800	715	600	600	600
371-000-00000-676-0000	REIMBURSEMENTS-BOND REFUNDING	0	155,408	0	0	0	0	0	0
371-000-00000-678-0000	PAYMENT IN LIEU OF TAXES	0	0	0	0	1,365	1,200	1,200	1,200
371-000-74005-445-0000	PENALTIES ON DELINQUENT TAXES	556	461	37	100	30	30	30	30
	TOTAL	**371,392**	**531,582**	**353,300**	**356,500**	**347,075**	**351,600**	**351,600**	**351,600**

ACCOUNT NUMBER	371 LIBRARY IMPROVEMENT DEBT FUND EXPENDITURES	2005-06 ACTUAL	2006-07 ACTUAL	2007-08 ACTUAL	2008-09 BUDGET	2008-09 YEAR END ESTIMATE	2009-10 DEPT REQUEST	2009-10 CITY MGR REC	2009-10 COMMISSION APPROVED
371-000-00000-991-0000	PRINCIPAL	195,000	210,000	245,000	245,000	245,000	250,000	250,000	250,000
371-000-00000-995-0000	INTEREST	172,327	309,441	122,480	111,500	111,500	101,600	101,600	101,600
	TOTAL	**367,327**	**519,441**	**367,480**	**356,500**	**356,500**	**351,600**	**351,600**	**351,600**
	SALARIES	0	0	0	0	0	0	0	0
	FRINGES	0	0	0	0	0	0	0	0
	SUPPLIES & SERVICES	0	0	0	0	0	0	0	0
	CAPITAL OUTLAY	0	0	0	0	0	0	0	0
	DEBT SERVICE	367,327	519,441	367,480	356,500	356,500	351,600	351,600	351,600
	TRANSFERS OUT	0	0	0	0	0	0	0	0
	TOTAL	**367,327**	**519,441**	**367,480**	**356,500**	**356,500**	**351,600**	**351,600**	**351,600**

Reflects actual debt service for $4,500,000 bond issued 12/97, refunded in FY 07; retires in 2018.
Millage rate = 0.64 in FY 10, 0.64 in FY 09, 0.68 in FY 08, 0.78 in FY 07.

1998 BUILDING AUTHORITY LIBRARY DEBT SERVICE FUND

DEPARTMENTAL FACT SHEET
2009-2010 FISCAL YEAR

Existing X New_____

DEPARTMENT & ACTIVITY Library Improvement Bond Bldg. Auth. Debt Fund **Account No.** 372

I. FUNCTION:

To account for the retirement of the $2,000,000 Library Improvement Bond issued on 06/16/98 by the City of Marquette Building Authority. Maturity date 05/01/2008. Bonds issued to construct and renovate the Peter White Public Library. Repayment from Peter White Library Board via donations.

II. REVENUE APPLICABLE TO THIS ACCOUNT:

None

III. AUTHORIZED POSITIONS:

None

IV. PROGRAM STATISTICS Prior Three Fiscal Years:

	2005-06	2006-07	2007-08
Debt Service Expenditures:	$248,698	$247,679	$256,148

CITY OF MARQUETTE
REVENUES AND EXPENDITURES
2009-2010 FISCAL YEAR

ACCOUNT NUMBER	372 1998 BUILDING AUTHORITY LIBRARY DEBT FUND REVENUES	2005-06 ACTUAL	2006-07 ACTUAL	2007-08 ACTUAL	2008-09 BUDGET	2008-09 YEAR END ESTIMATE	2009-10 DEPT REQUEST	2009-10 CITY MGR REC	2009-10 COMMISSION APPROVED
372-000-00000-665-0000	INTEREST	25,667	47,595	15,325	0	0	0	0	0
372-000-00000-674-0000	CONTRIBUTIONS	1,925	30,226	7,308	0	16,530	0	0	0
372-000-00000-697-0000	FUND BALANCE	0	0	0	0	0	0	0	0
372-000-00000-699-0000	TRANSFER- PETER WHITE LIBRARY BD	0	0	188,541	0	0	0	0	0
	TOTAL	**27,592**	**77,821**	**211,174**	**0**	**16,530**	**0**	**0**	**0**

ACCOUNT NUMBER	372 1998 BUILDING AUTHORITY LIBRARY DEBT FUND EXPENDITURES	2005-06 ACTUAL	2006-07 ACTUAL	2007-08 ACTUAL	2008-09 BUDGET	2008-09 YEAR END ESTIMATE	2009-10 DEPT REQUEST	2009-10 CITY MGR REC	2009-10 COMMISSION APPROVED
372-906-00000-991-0000	PRINCIPAL	215,000	225,000	245,000	0	0	0	0	0
372-906-00000-995-0000	INTEREST	33,698	22,679	11,148	0	0	0	0	0
	TOTAL	**248,698**	**247,679**	**256,148**	**0**	**0**	**0**	**0**	**0**
	SALARIES	0	0	0	0	0	0	0	0
	FRINGES	0	0	0	0	0	0	0	0
	SUPPLIES & SERVICES	0	0	0	0	0	0	0	0
	CAPITAL OUTLAY	0	0	0	0	0	0	0	0
	DEBT SERVICE	248,698	247,679	256,148	0	0	0	0	0
	TRANSFERS OUT	0	0	0	0	0	0	0	0
	TOTAL	**248,698**	**247,679**	**256,148**	**0**	**0**	**0**	**0**	**0**

1998 Library Bonds of $2,000,000; retired in 2008.

CONSTRUCTION FUND

DEPARTMENTAL FACT SHEET
2009-2010 FISCALYEAR

Existing___X___ New _____

DEPARTMENT & ACTIVITY Engineering–Construction **Account No.** 459-459

I. FUNCTION:

To account for projects with more than one accounting fund. This was developed as part of the Capital Outlay Improvement Process initiated in January of 2002. Creation of this account has increased efficiency and provided for timely progress payments on multi fund projects.

II. REVENUE APPLICABLE TO THIS ACCOUNT:

Various bond issues, grants and transfers in from other City accounting funds
.

III. AUTHORIZED POSITIONS:

None.

IV. PROGRAM STATISTICS;

	2005-06	2006-07	2007-08	2008-09
Number of Projects Funded	6	9	8	4
Number of Projects Complete	6	9	1	0
Approved Budget	$1,789,000	$14,616,000	$8,258,840	$6,935,000

Most of the Fiscal Year 2008-09 projects to be completed in the summer/fall of 2009.

CITY OF MARQUETTE
REVENUES AND EXPENDITURES
2009-2010 FISCAL YEAR

ACCOUNT NUMBER	459 CONSTRUCTION FUND REVENUES	2005-06 ACTUAL	2006-07 ACTUAL	2007-08 ACTUAL	2008-09 BUDGET	2008-09 YEAR END ESTIMATE	2009-10 DEPT REQUEST	2009-10 CITY MGR REC	2009-10 COMMISSION APPROVED
459-000-00000-665-0000	INTEREST	63,416	213,182	80,917	0	0	0	0	0
459-000-00000-510-0000	GRANTS	547,762	41,503	4,253	0	0	0	0	0
459-000-00000-698-0000	BOND PROCEEDS	0	5,684,060	475,575	0	0	0	0	0
459-571-00000-699-0000	CONTRIBUTION FROM GENERAL FUND	291,885	81,535	679,958	128,000	128,000	845,000	715,000	715,000
459-572-00000-699-0000	CONTRIBUTION FROM MAJOR STREET FUND	407,041	146,862	2,793,258	1,273,000	1,273,000	795,000	641,000	641,000
459-573-00000-699-0000	CONTRIBUTION FROM LOCAL STREET FUND	29,946	243,700	306,152	711,000	711,000	1,617,000	1,617,000	1,617,000
459-575-00000-699-0000	CONTRIBUTION FROM STORMWATER FUND	632,995	148,640	0	835,000	835,000	1,407,000	1,335,000	1,335,000
459-578-00000-699-0000	CONTRIBUTION FROM WATER FUND	0	0	0	0	0	2,243,000	2,105,000	2,105,000
459-579-00000-699-0000	CONTRIBUTION FROM SEWER FUND	1,270,283	1,072,439	0	3,988,000	3,988,000	1,691,000	1,621,000	1,621,000
		3,243,328	**7,631,921**	**4,340,113**	**6,935,000**	**6,935,000**	**8,598,000**	**8,034,000**	**8,034,000**

ACCOUNT NUMBER	459 CONSTRUCTION FUND EXPENDITURES	2005-06 ACTUAL	2006-07 ACTUAL	2007-08 ACTUAL	2008-09 BUDGET	2008-09 YEAR END ESTIMATE	2009-10 DEPT REQUEST	2009-10 CITY MGR REC	2009-10 COMMISSION APPROVED
459-459-03021-980-0000	LAKESHORE: MICHIGAN-FAIR	1,234,458	0	0	0	0	0	0	0
459-459-04025-980-0000	FOUNDERS LANDING PHASE II	249,381	24,513	0	0	3,075	0	0	0
459-459-04026-980-0000	BIKE PATH: 3RD-7TH	256,133	5,065	0	0	0	0	0	0
459-459-04032-980-0000	FOUNDERS LANDING BIKE PATH	614,950	5,436	0	0	0	0	0	0
459-459-04202-980-0000	MCCLELLAN: RIDGE-FAIR	977,163	0	0	0	0	0	0	0
459-459-05020-980-0000	CRAIG ST: BIKE PATH	62,379	469	0	0	0	0	0	0
459-459-05021-980-0000	HIGH ST:MICHIGAN-MAGNETIC	0	721,240	790,694	0	0	0	0	0
459-459-05022-980-0000	PARK ST:4th-PINE	0	236,845	882,690	0	0	0	0	0
459-459-05025-980-0000	FOUNDERS LANDING PAVILIONS	153,308	354,363	1,201	0	0	0	0	0
459-459-05027-980-0000	WASHINGTON ST	0	1,435,589	2,830,524	0	8,355	0	0	0
459-459-05030-980-0000	4th ST:COLLEGE-PROSPECT	0	10,312	849,824	0	5,805	0	0	0
459-459-05103-980-0000	E MICHIGAN: 600 BLOCK	55,810	0	0	0	0	0	0	0
459-459-06020-980-0000	MAIN & 3rd STREET	0	49,259	75	0	850,325	0	0	0
459-459-06021-980-0000	ROCK ST:3rd-4th ST	24	2,481	607,407	0	0	0	0	0
459-459-06022-980-0000	HAMPTON ST:41-BLP	0	278,878	4,253	0	0	0	0	0
459-459-06101-980-0000	SIMP	0	228,070	452,994	0	0	0	0	0
459-459-06102-980-0000	PAVE GRAVEL STREETS	0	0	7,795	0	0	0	0	0
459-459-07101-980-0000	SIMP	0	0	58,937	0	660,010	0	0	0
459-459-07022-980-0000	HAMPTON STREET RECONSTRUCTION	0	0	114,387	0	134,290	0	0	0
459-459-07024-980-0000	MESNARD STREET RECONSTRUCTION	0	0	3,712	0	561,435	0	0	0
459-459-07025-980-0000	FURNACE STREET RECONSTRUCTION	0	0	8,571	0	124,075	0	0	0
459-459-07026-980-0000	THIRD STREET RECONSTRUCTION	0	0	2,673	0	226,280	0	0	0
459-459-07030-980-0000	FOURTH STREET RECONSTRUCTION	0	0	126,699	0	785,540	0	0	0
459-459-07031-980-0000	COAST GUARD RELOCATION	0	0	0	0	103,235	0	0	0
459-459-08020-980-0000	W MICHIGAN ST	0	0	0	1,561,000	1,561,000	0	0	0
459-459-08021-980-0000	CHAMPION ST	0	0	0	1,965,000	1,965,000	0	0	0
459-459-08022-980-0000	ALGER ST	0	0	0	0	0	1,046,000	1,046,000	1,046,000
459-459-08023-980-0000	E CRESCENT	0	0	0	0	0	1,578,000	1,578,000	1,578,000
459-459-08024-980-0000	E RIDGE	0	0	0	0	0	599,000	599,000	599,000
459-459-08025-980-0000	E WASHINGTON	0	0	0	0	0	564,000	0	0
459-459-08026-980-0000	E PROSPECT	0	0	0	0	0	1,352,000	1,352,000	1,352,000
459-459-08101-980-0000	SIMP	0	0	0	900,000	900,000	855,000	855,000	855,000
459-459-08102-980-0000	ADAMS ST	0	0	0	0	0	301,000	301,000	301,000
459-459-08102-980-0000	BRULE ST	0	0	0	0	0	521,000	521,000	521,000
459-459-08102-980-0000	FAIR AVE	0	0	0	0	0	158,000	158,000	158,000
459-459-08102-980-0000	GARFIELD AVE	0	0	0	0	0	117,000	117,000	117,000
459-459-08202-980-0000	WRIGHT ST	0	0	0	2,509,000	2,509,000	0	0	0
459-459-09021-980-0000	MILDRED STREET	0	0	0	0	0	384,000	384,000	384,000
459-459-90017-980-0000	SEVENTH ST	0	0	0	0	0	695,000	695,000	695,000
459-459-90020-980-0000	WRIGHT: PRESQUE ISLE-LAKESHORE	94,428	40,200	0	0	0	0	0	0
459-459-91029-980-0000	MCCLELLAN: FAIR-WRIGHT	47	0	0	0	8,000	428,000	428,000	428,000
459-459-00000-999-0000	OTHER	0	125,427	1,961,612	0	0	0	0	0
		3,698,081	**3,518,147**	**8,704,048**	**6,935,000**	**10,405,425**	**8,598,000**	**8,034,000**	**8,034,000**
	SALARIES	0	0	0	0	0	0	0	0
	FRINGES	0	0	0	0	0	0	0	0
	SUPPLIES & SERVICES	0	0	0	0	0	0	0	0
	CAPITAL OUTLAY	3,698,081	3,518,147	8,704,048	6,935,000	10,405,425	8,598,000	8,034,000	8,034,000
	DEBT SERVICE	0	0	0	0	0	0	0	0
	TRANSFERS OUT	0	0	0	0	0	0	0	0
	TOTAL	**3,698,081**	**3,518,147**	**8,704,048**	**6,935,000**	**10,405,425**	**8,598,000**	**8,034,000**	**8,034,000**

STORMWATER UTILITY FUND

DEPARTMENTAL FACT SHEET
2009 – 10 FISCAL YEAR

Existing _X_ New _____

DEPARTMENT & ACTIVITY __Storm Water Utility__ **Account No.** 555

I. FUNCTION:

Construction, operation, and maintenance of all public storm water collection and retention systems in the City. Control of erosion and sedimentation associated with storm water run-off. Protection of water quality in natural water courses throughout the City.

II. REVENUE APPLICABLE TO THIS ACCOUNT:

A. Billable Parcels		$ 862,502
B. Other		$ 374
C. Interest		$ 9,223
D. Federal & State Grants		$ 12,068
	TOTAL:	$ 884,167

III. AUTHORIZED POSITIONS:

Construction, operation, and maintenance are performed utilizing existing staff, primarily from the Public Works and Engineering Departments along with contractors where appropriate. Administration and billing functions are provided by staff in several other City Departments with appropriate allocation of salaries.

1	Hydrology Engineer	$ 67,319
0.10	Public Works Superintendent 10%	$ 8,380
0.10	Administrative Assts. 10%	$ 3,230

IV. PROGRAM STATISTICS:

A record amount of storm sewer replacement occurred during reconstruction projects this year. Two significant trouble spots as outlined in the ALNM Utility Master Plan were addressed and the drainage problems alleviated. These spots were the Washington Street corridor and the area along Fourth Street. Each of these storm sewer replacements will now adequately service their respective areas. Other replacement of storm sewer infrastructure took place during the High Street, Park Street and Rock Street reconstruction projects.

Recent storm water infrastructure work includes:

	2005	2006	2007	2008
Storm Water Main Replaced/Extended	6,089 LF	4,600 LF	11,826 LF	5,315 LF

CITY OF MARQUETTE
REVENUES AND EXPENDITURES
2009-2010 FISCAL YEAR

ACCOUNT NUMBER	555 STORMWATER UTILITY FUND REVENUES	2005-06 ACTUAL	2006-07 ACTUAL	2007-08 ACTUAL	2008-09 BUDGET	2008-09 YEAR END ESTIMATE	2009-10 DEPT REQUEST	2009-10 CITY MGR REC	2009-10 COMMISSION APPROVED
555-000-00000-634-0000	GENERAL CUSTOMERS	325,246	442,750	427,287	511,380	500,000	550,000	550,000	550,000
555-000-00000-635-0000	PUBLIC AUTHORITIES	19,401	26,440	28,321	30,535	31,155	35,000	35,000	35,000
555-000-00000-636-0000	NON-TAX CUSTOMERS	119,345	165,157	174,779	190,755	192,255	211,000	211,000	211,000
555-000-00000-637-0000	CITY DEPARTMENTS	244,961	231,860	232,115	267,800	255,325	280,000	280,000	280,000
555-000-00000-638-0000	OTHER	735	1,756	303	1,000	1,400	1,000	1,000	1,000
555-000-00000-665-0000	INTEREST	14,006	1,883	9,223	1,000	350	350	350	350
555-000-00000-695-0000	OTHER REVENUE	171	80	71	0	0	0	0	0
555-000-00000-697-0000	FUND BALANCE	0	0	0	378,685	0	252,510	252,510	272,510
555-000-00000-698-0000	BOND PROCEEDS	0	0	1,683,385	910,000	835,000	1,410,000	1,410,000	1,410,000
555-000-02405-543-0006	GRANTS	9,000	25,056	12,068	0	0	0	0	0
		732,865	**894,982**	**2,567,552**	**2,291,155**	**1,815,485**	**2,739,860**	**2,739,860**	**2,759,860**

Rates increased 39% in FY 2007, 5% in FY 08, 10% for FY 09.
Recommended 10% increase in Stormwater Rates for FY 10.

ACCOUNT NUMBER	555 STORMWATER UTILITY FUND EXPENDITURES	2005-06 ACTUAL	2006-07 ACTUAL	2007-08 ACTUAL	2008-09 BUDGET	2008-09 YEAR END ESTIMATE	2009-10 DEPT REQUEST	2009-10 CITY MGR REC	2009-10 COMMISSION APPROVED
	CONSTRUCTION								
555-459-00000-702-0000	SALARIES & WAGES	2,375	722	1,249	2,500	2,500	2,500	2,500	2,500
555-459-00000-714-0000	FRINGE BENEFITS	67	0	0	1,500	1,500	1,500	1,500	1,500
555-459-00000-716-0000	SOCIAL SECURITY	180	55	517	200	200	200	200	200
555-459-00000-775-0000	REPAIR & MAINT SUPPLIES	1,088	614	94	2,500	2,500	2,500	2,500	2,500
555-459-00000-806-0000	ENGINEERING	81,924	96,144	181,740	177,080	177,080	180,550	180,550	180,550
555-459-00000-945-0000	VEHICLES/EQUIPMENT RENTAL	4,489	35,032	16,745	18,000	12,000	10,500	10,500	10,500
555-459-00000-972-0000	CAPITAL OUTLAY-LAND IMP	43,069	65,590	20,526	75,000	75,000	75,000	75,000	75,000
555-459-00000-999-0000	TRANSFERS OUT-CONSTRUCTION FUND	632,995	148,640	0	835,000	835,000	1,335,000	1,335,000	1,335,000
	SUBTOTAL	**766,187**	**346,797**	**220,871**	**1,111,780**	**1,105,780**	**1,607,750**	**1,607,750**	**1,607,750**

ACCOUNT NUMBER	555 STORMWATER UTILITY FUND EXPENDITURES								
	ROUTINE MAINTENANCE								
555-463-00000-702-0000	SALARIES & WAGES	81,323	85,142	72,509	78,000	78,000	78,000	78,000	78,000
555-463-00000-714-0000	FRINGE BENEFITS	43,108	47,375	40,315	49,920	53,000	53,000	53,000	53,000
555-463-00000-716-0000	SOCIAL SECURITY	6,188	6,482	5,532	5,970	5,970	6,120	6,120	6,120
555-463-00000-775-0000	REPAIR & MAINT SUPPLIES	11,808	13,337	10,990	15,000	15,000	15,000	15,000	15,000
555-463-00000-801-0000	PROFESSIONAL & CONTRACTUAL	10	50	725	1,000	1,000	1,000	1,000	1,000
555-463-06301-801-0000	STORM SEWER TELEVISING	0	0	0	5,000	5,000	0	0	0
555-463-00000-945-0000	VEHICLES	117,158	90,000	100,025	90,000	90,000	90,000	90,000	90,000
	SUBTOTAL	**259,595**	**242,386**	**230,096**	**244,890**	**247,970**	**243,120**	**243,120**	**243,120**

(Continued on next page)

(Continued from previous page)

		2005-06 ACTUAL	2006-07 ACTUAL	2007-08 ACTUAL	2008-09 BUDGET	2008-09 YEAR END ESTIMATE	2009-10 DEPT REQUEST	2009-10 CITY MGR REC	2009-10 COMMISSION APPROVED
	ADMINISTRATION								
555-561-00000-702-0000	SALARIES & WAGES	59,949	62,475	56,670	65,520	65,520	67,320	67,320	67,320
555-561-00000-703-0000	ACCRUED LEAVE RESERVE	1,967	322	866	0	0	0	0	0
555-561-00000-715-0000	LONGEVITY	0	270	270	270	270	270	270	270
555-561-00000-716-0000	SOCIAL SECURITY	4,548	4,647	4,280	5,035	5,035	5,170	5,170	5,170
555-561-00000-717-0000	HEALTH INSURANCE	12,113	11,856	6,796	12,460	10,235	15,545	15,545	15,545
555-561-00000-718-0000	LIFE INSURANCE	97	97	79	110	105	110	110	110
555-561-00000-719-0000	UNEMPLOYMENT INSURANCE	46	50	138	150	90	90	90	90
555-561-00000-720-0000	DISABILITY INSURANCE	412	446	354	465	0	0	0	0
555-561-00000-721-0000	WORKERS COMP INSURANCE	1,080	796	578	785	1,075	885	885	885
555-561-00000-724-0000	RETIREMENT-ICMA	5,395	5,647	4,982	5,920	5,920	6,085	6,085	6,085
555-561-00000-727-0000	OFFICE SUPPLIES	526	157	490	500	500	500	500	500
555-561-00000-728-0000	POSTAGE	489	33	19	300	300	200	200	200
555-561-00000-801-0000	PROFESSIONAL & CONTRACTUAL	1,515	2,315	2,310	1,500	1,500	1,500	1,500	1,500
555-561-00000-806-0000	ADMINISTRATION	86,976	82,140	74,268	59,785	59,785	51,730	51,730	51,730
555-561-00000-812-0000	TECHNOLOGY SVCS FEE	0	0	0	0	0	6,790	6,790	6,790
555-561-00000-860-0000	TRANSPORTATION	0	950	0	2,000	2,000	3,000	3,000	3,000
555-561-00000-923-0000	STORMWATER	480	450	625	625	625	625	625	625
555-561-00000-956-0000	MISCELLANEOUS	494	300	0	500	500	500	500	500
555-561-00000-958-0000	UNCOLLECTIBLE ACCOUNTS	95,930	0	85,721	0	0	0	0	0
555-561-00000-959-0000	CONTRIBUTIONS	20,000	0	20,000	20,000	20,000	0	0	20,000
555-561-00000-968-0000	DEPRECIATION	241,607	272,254	274,700	300,000	275,000	275,000	275,000	275,000
555-561-00000-991-0000	PRINCIPAL	230,000	245,000	255,000	275,000	275,000	290,000	290,000	290,000
555-561-00000-993-0000	AMORTIZATION	8,403	10,503	10,503	8,405	10,000	10,000	10,000	10,000
555-561-00000-995-0000	INTEREST	64,635	53,250	45,236	28,250	28,250	14,500	14,500	14,500
555-561-00000-999-0000	TRANSFER OUT-DEBT SERVICE FUND	0	0	242,637	446,905	374,550	414,170	414,170	414,170
555-599-00000-989-0000	ALLOWANCE FOR DEPRECIATION	(241,607)	(272,254)	(274,700)	(300,000)	(275,000)	(275,000)	(275,000)	(275,000)
	SUBTOTAL	**595,055**	**481,704**	**811,822**	**934,485**	**861,260**	**888,990**	**888,990**	**908,990**
	TOTAL	**1,620,837**	**1,070,887**	**1,262,789**	**2,291,155**	**2,215,010**	**2,739,860**	**2,739,860**	**2,759,860**
	SALARIES	145,614	148,661	131,294	146,020	146,020	147,820	147,820	147,820
	FRINGES	73,234	77,721	63,841	82,785	83,400	88,975	88,975	88,975
	SUPPLIES & SERVICES	219,456	189,732	189,452	176,210	176,210	170,845	170,845	170,845
	CAPITAL OUTLAY	763,565	346,020	219,105	1,107,580	1,101,580	1,603,550	1,603,550	1,603,550
	DEBT SERVICE	418,968	308,753	659,097	778,560	707,800	728,670	728,670	748,670
	TRANSFERS OUT	0	0	0	0	0	0	0	0
	TOTAL	**1,620,837**	**1,070,887**	**1,262,789**	**2,291,155**	**2,215,010**	**2,739,860**	**2,739,860**	**2,759,860**

959-Contribution to Superior Watershed Partnership
991-Debt retires in 2010.

City of Marquette
Stormwater Fund Historical Expenditures**
Stated in Actual Dollars

Dept Name	FY 99 Actual	FY 00 Actual	FY 01 Actual	FY 02 Actual	FY 03 Actual	FY 04 Actual	FY 05 Actual	FY 06 Actual	FY 07 Actual	FY 08 Actual	FY 99 thru FY 08 Average	FY 09 Budget	Variance FY 09 vs Avg	FY 10 Budget	FY 10 vs FY 09	Variance FY 10 vs Avg
Operations	221,908	212,790	225,214	304,710	696,964	450,127	412,670	551,613	425,840	499,046	400,088	429,220	29,132	433,440	4,220	33,352
Capital Outlay	460,761	493,766	137,200	350,380	573,084	743,841	1,332,658	766,187	346,797	220,871	542,555	1,111,780	569,226	1,607,750	495,970	1,065,196
Debt Service	277,647	281,089	283,943	286,191	288,559	289,590	288,292	294,635	298,250	542,873	313,107	750,155	437,048	718,670	(31,485)	405,563
	960,316	987,645	646,357	941,281	1,558,607	1,483,558	2,033,620	1,612,435	1,070,887	1,262,790	1,255,750	2,291,155	1,035,405	2,759,860	468,705	1,504,110
% Variance vs Previous Year	-30.8%	2.8%	-34.6%	45.6%	65.6%	-4.8%	37.1%	-20.7%	-33.6%	17.9%		81.4%	82.5%	20.5%		119.8%

** Excludes Depreciation

City of Marquette
Stormwater Fund Historical Expenditures**
Stated in Year 2008 Dollars

Dept Name	FY 99 Actual	FY 00 Actual	FY 01 Actual	FY 02 Actual	FY 03 Actual	FY 04 Actual	FY 05 Actual	FY 06 Actual	FY 07 Actual	FY 08 Actual	FY 99 thru FY 08 Average	FY 09 Budget	Variance FY 09 vs Avg	FY 10 Budget	FY 10 vs FY 09	Variance FY 10 vs Avg
Operations	292,139	270,061	276,836	370,598	830,135	519,177	464,227	594,839	447,091	499,046	456,415	429,220	(27,195)	433,440	4,220	(22,975)
Capital Outlay	606,585	626,659	168,648	426,143	682,585	857,946	1,499,155	826,228	364,104	220,871	627,892	1,111,780	483,888	1,607,750	495,970	979,858
Debt Service	365,518	356,742	349,027	348,074	343,695	334,013	324,310	317,724	313,134	542,873	359,511	750,155	390,644	718,670	(31,485)	359,159
	1,264,243	1,253,461	794,511	1,144,815	1,856,414	1,711,136	2,287,692	1,738,791	1,124,329	1,262,790	1,443,818	2,291,155	847,337	2,759,860	468,705	1,316,042
% Variance vs Previous Year	-32.1%	-0.9%	-36.6%	44.1%	62.2%	-7.8%	33.7%	-24.0%	-35.3%	12.3%		81.4%	58.7%	20.5%		91.2%

** Excludes Depreciation

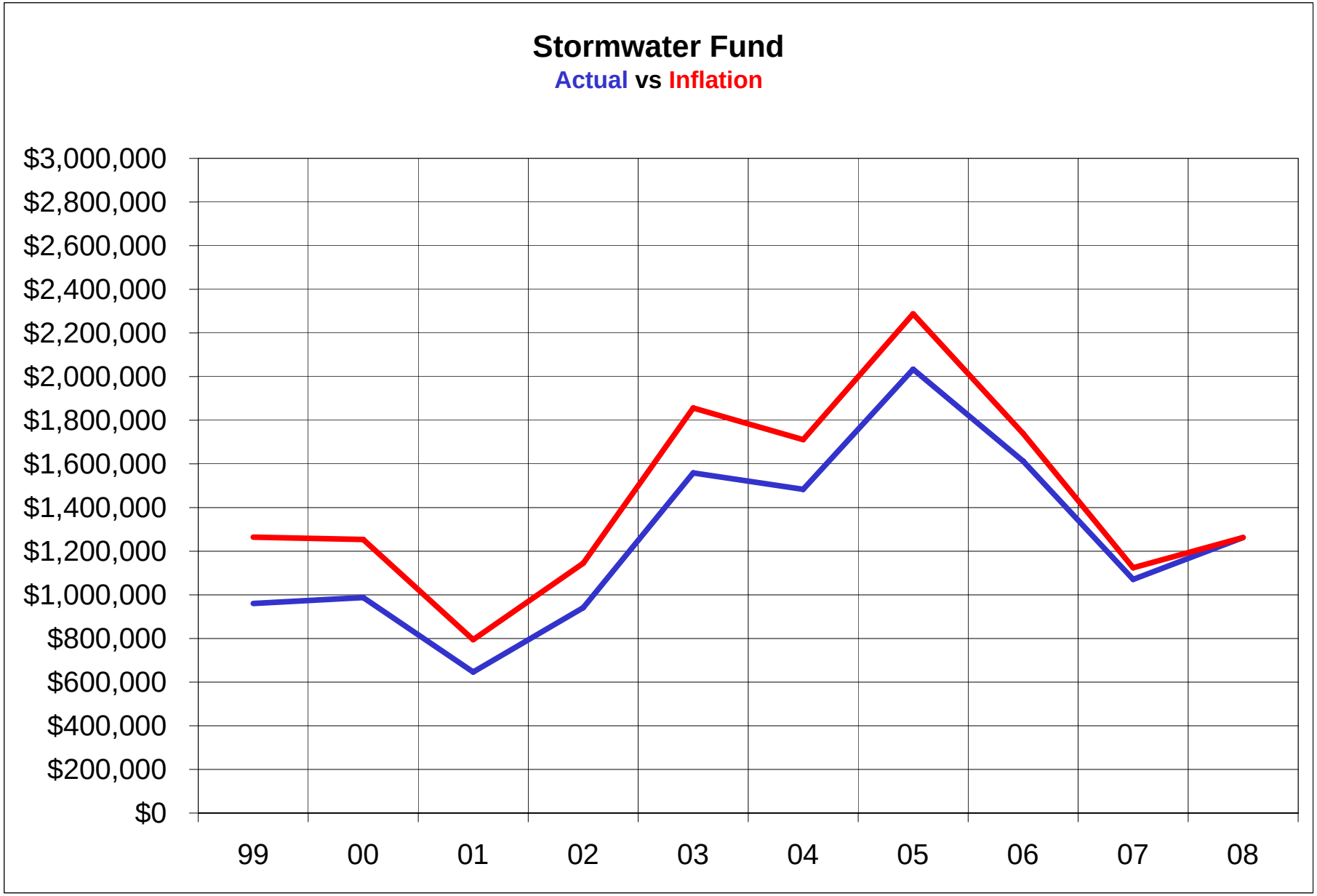
Stormwater Fund
Actual vs Inflation
$3,000,000
$2,800,000
$2,600,000
$2,400,000
$2,200,000
$2,000,000
$1,800,000
$1,600,000
$1,400,000
$1,200,000
$1,000,000
$800,000
$600,000
$400,000
$200,000
$0
99
00
01
02
03
04
05
06
07
08

MARQUETTE AREA WASTEWATER TREATMENT FACILITY FUND

DEPARTMENTAL FACT SHEET
2009 - 10 FISCAL YEAR

Existing X New

DEPARTMENT & ACTIVITY Wastewater Treatment Plant **Account No.** 590

I. FUNCTION: Operate and maintain Wastewater Treatment Facility to comply with regulations as set by N.P.D.E.S. Permit MI00235531

II. REVENUE APPLICABLE TO THIS ACCOUNT:

A.	Services for the City of Marquette	$1,400,310
B.	Services for Marquette Township	$ 125,630
C.	Services for Chocolay Township	$ 52,585
D.	Services for Others	$ 11,500
E.	Replacement Fund	$ 0
F.	Escrow Reserve	$ 0
G.	Interest and Dividend Earnings	$ 45,000
H.	Equipment Rental	$ 18,000
I.	Other	$ 500
	Total:	$ 1,653,525

III. AUTHORIZED POSITIONS:

1	Superintendent 50% *	$ 41,000
1	Supervisor	$ 50,232
1	Mechanic	$ 44,741
5	Operators	$ 43,347
1	Lab Technician	$ 46,134

* The salary for the Water/Wastewater Supt. is funded 590-(50%) and 591-(50%)

IV. PROGRAM STATISTICS;

	04-05	05-06	06-07	07-08
Gallons of Wastewater Treated:	1,198,903,000	1,203,582,000	1,109,869,000	1,215,537,000

CITY OF MARQUETTE
REVENUES AND EXPENDITURES
2009-2010 FISCAL YEAR

ACCOUNT NUMBER	590 MARQUETTE AREA WASTEWATER TREATMENT FACILITY REVENUES	2005-06 ACTUAL	2006-07 ACTUAL	2007-08 ACTUAL	2008-09 BUDGET	2008-09 YEAR END ESTIMATE	2009-10 DEPT REQUEST	2009-10 CITY MGR REC	2009-10 COMMISSION APPROVED
590-000-00000-543-0000	S2 GRANT	0	766,730	97,875	0	0	0	0	0
590-000-00000-622-0000	CITY OF MARQUETTE	1,146,725	1,080,080	1,331,204	1,400,310	1,784,530	2,270,565	2,270,565	2,270,565
590-000-00000-623-0000	MARQUETTE TOWNSHIP	116,426	100,159	121,479	125,630	164,100	226,610	226,610	226,610
590-000-00000-624-0000	CHOCOLAY TOWNSHIP	68,780	37,893	48,054	52,585	65,780	98,910	98,910	98,910
590-000-00000-625-0000	OTHER-Trucked Wastewater	47,285	19,238	29,645	11,500	16,000	12,000	12,000	12,000
590-000-00000-665-0000	INTEREST	45,642	71,293	78,854	45,000	31,000	30,000	30,000	30,000
590-000-00000-667-0000	EQUIPMENT RENTAL	15,251	15,398	16,482	18,000	10,000	10,000	10,000	10,000
590-000-00000-673-0000	SALE OF FIXED ASSETS	1,250	0	11,022	0	0	0	0	0
590-000-00000-695-0000	OTHER REVENUE-Scrap Iron	3,355	8,413	7,442	500	1,000	500	500	500
590-000-00000-698-0000	BOND PROCEEDS	0	484,051	9,689,424	0	4,000,000	0	0	0
	TOTAL	**1,444,714**	**2,583,255**	**11,431,481**	**1,653,525**	**6,072,410**	**2,648,585**	**2,648,585**	**2,648,585**

ACCOUNT NUMBER	590 MARQUETTE AREA WASTEWATER TREATMENT FACILITY EXPENSES	2005-06 ACTUAL	2006-07 ACTUAL	2007-08 ACTUAL	2008-09 BUDGET	2008-09 YEAR END ESTIMATE	2009-10 DEPT REQUEST	2009-10 CITY MGR REC	2009-10 COMMISSION APPROVED
	OPERATIONS								
590-527-00000-702-0000	SALARIES & WAGES	302,481	289,541	322,664	324,025	325,000	344,085	344,085	344,085
590-527-00000-715-0000	LONGEVITY	0	0	0	0	0	2,220	2,220	2,220
590-527-00000-716-0000	SOCIAL SECURITY	22,835	21,868	24,229	24,790	25,790	28,300	28,300	28,300
590-527-00000-717-0000	HEALTH INSURANCE	0	0	0	0	0	123,640	123,640	123,640
590-527-00000-718-0000	LIFE INSURANCE	0	0	0	0	0	750	750	750
590-527-00000-719-0000	UNEMPLOYMENT INSURANCE	0	0	0	0	0	735	735	735
590-527-00000-720-0000	DISABILITY INSURANCE	0	0	0	0	0	2,515	2,515	2,515
590-527-00000-721-0000	WORKERS COMP INSURANCE	0	0	0	0	0	7,410	7,410	7,410
590-527-00000-722-0000	RETIREMENT-MERS	0	0	0	0	0	58,830	58,830	58,830
590-527-00000-729-0000	FUEL	3,697	3,240	4,655	6,000	5,300	6,000	6,000	6,000
590-527-00000-731-0000	CHEMICALS	96,410	115,353	123,982	98,000	115,000	86,000	86,000	86,000
590-527-00000-740-0000	OPERATING SUPPLIES	16,499	18,169	12,323	15,000	13,700	13,000	13,000	13,000
590-527-00000-775-0000	REPAIR & MAINTENANCE SUPPLIES	28,856	19,377	14,139	30,000	30,000	25,000	25,000	25,000
590-527-00000-801-0000	PROFESSIONAL & CONTRACTUAL	134,317	197,628	314,068	150,000	322,000	175,000	175,000	175,000
590-527-00000-865-0000	CONFERENCES/SEMINARS	3,504	4,330	4,282	6,000	6,000	6,000	6,000	6,000
590-527-00000-920-0000	POWER	92,182	115,673	145,987	159,650	175,000	156,000	156,000	156,000
590-527-00000-921-0000	NATURAL GAS	14,607	5,370	7,447	12,000	110,000	41,500	41,500	41,500
590-527-00000-922-0000	WATER	799	611	700	2,500	1,000	2,500	2,500	2,500
590-527-00000-945-0000	EQUIPMENT RENTAL	0	684	343	1,000	3,000	2,000	2,000	2,000
	SUBTOTAL	**716,187**	**791,844**	**974,819**	**828,965**	**1,131,790**	**1,081,485**	**1,081,485**	**1,081,485**

(Continued on next page)

(Continued from previous page)

	590 MARQUETTE AREA WASTEWATER TREATMENT FACILITY EXPENSES	2005-06 ACTUAL	2006-07 ACTUAL	2007-08 ACTUAL	2008-09 BUDGET	2008-09 YEAR END ESTIMATE	2009-10 DEPT REQUEST	2009-10 CITY MGR REC	2009-10 COMMISSION APPROVED
	ADMINISTRATION								
590-561-00000-702-0000	SALARIES & WAGES	105,907	74,687	36,140	40,480	42,730	41,000	41,000	41,000
590-561-00000-703-0000	ACCRUED LEAVE RESERVE	(1,206)	(32,425)	18,657	0	0	0	0	0
590-561-00000-715-0000	LONGEVITY	3,704	2,202	2,343	2,405	2,375	215	215	215
590-561-00000-716-0000	SOCIAL SECURITY	8,337	5,821	3,043	5,020	3,450	3,155	3,155	3,155
590-561-00000-717-0000	HEALTH INSURANCE	83,294	102,886	125,556	154,070	146,280	15,110	15,110	15,110
590-561-00000-718-0000	LIFE INSURANCE	755	661	762	865	825	130	130	130
590-561-00000-719-0000	UNEMPLOYMENT INSURANCE	493	451	1,247	1,250	780	45	45	45
590-561-00000-720-0000	DISABILITY INSURANCE	2,896	2,375	2,417	2,390	2,390	0	0	0
590-561-00000-721-0000	WORKERS COMP INSURANCE	10,076	8,344	6,624	7,215	8,555	1,365	1,365	1,365
590-561-00000-722-0000	RETIREMENT-MERS	44,273	51,524	67,007	83,185	82,955	20,310	20,310	20,310
590-561-00000-727-0000	OFFICE SUPPLIES	325	112	178	300	300	300	300	300
590-561-00000-801-0000	PROFESSIONAL & CONTRACTUAL	10,103	8,993	5,038	10,000	10,000	10,000	10,000	10,000
590-561-00000-806-0000	ADMINISTRATIVE CHARGES	83,160	87,012	94,716	87,000	87,000	79,760	79,760	79,760
590-561-00000-809-0000	GENERAL & PROTECTIVE	0	0	4,413	3,325	3,325	2,965	2,965	2,965
590-561-00000-812-0000	TECHNOLOGY SVCS FEE	0	0	0	0	0	69,590	69,590	69,590
590-561-00000-850-0000	COMMUNICATIONS	2,270	2,295	1,847	2,500	2,000	0	0	0
590-561-00000-910-0000	PROPERTY INSURANCE	38,141	40,374	40,697	42,000	37,185	38,300	38,300	38,300
590-561-00000-923-0000	STORMWATER	2,393	2,245	2,500	2,500	2,500	2,750	2,750	2,750
590-561-00000-940-0000	RENTAL	555	593	640	600	600	600	600	600
590-561-00000-943-0000	RENTAL-BLDG/OFFICE RENT	1,000	1,000	1,000	1,000	1,000	1,000	1,000	1,000
590-561-00000-954-0000	PAYMENT IN LIEU OF TAXES	106,712	99,680	134,696	100,955	100,955	89,565	89,565	89,565
590-561-00000-961-0000	EMPLOYEE SAFETY EXPENSE	42	0	702	1,500	1,500	1,500	1,500	1,500
590-561-00000-968-0000	DEPRECIATION	424,176	416,672	451,498	450,000	450,000	450,000	450,000	450,000
590-598-00000-976-0000	CAPITAL OUTLAY-BLDG IMPROVEMENTS	86,446	3,316,642	10,533,741	0	4,000,000	35,000	35,000	35,000
590-598-00000-977-0000	CAPITAL OUTLAY-EQUIPMENT	49,575	0	0	35,000	15,000	8,500	8,500	8,500
590-598-00000-981-0000	CAPITAL OUTLAY-VEHICLES	25,281	0	0	0	0	0	0	0
590-599-00000-989-0000	ALLOWANCE FOR DEPRECIATION	(424,176)	(416,672)	(451,498)	(450,000)	(450,000)	(450,000)	(450,000)	(450,000)
590-561-00000-991-0000	DEBT SERVICE-PRINCIPAL	0	0	0	0	0	695,420	695,420	695,420
590-561-00000-995-0000	DEBT SERVICE INTEREST	0	0	46,389	50,000	197,915	259,520	259,520	259,520
590-599-00000-997-0000	RESERVES	0	0	0	191,000	191,000	191,000	191,000	191,000
	SUBTOTAL	**664,532**	**3,775,472**	**11,130,353**	**824,560**	**4,940,620**	**1,567,100**	**1,567,100**	**1,567,100**
	TOTAL	**1,380,719**	**4,567,316**	**12,105,172**	**1,653,525**	**6,072,410**	**2,648,585**	**2,648,585**	**2,648,585**
	SALARIES	407,182	331,803	377,461	364,505	367,730	385,085	385,085	385,085
	FRINGES	176,663	196,132	233,228	281,190	273,400	264,730	264,730	264,730
	SUPPLIES & SERVICES	635,572	722,739	914,353	731,830	1,027,365	809,330	809,330	809,330
	CAPITAL OUTLAY	161,302	3,316,642	10,533,741	35,000	4,015,000	43,500	43,500	43,500
	DEBT SERVICE	0	0	46,389	241,000	388,915	1,145,940	1,145,940	1,145,940
	TRANSFERS OUT	0	0	0	0	0	0	0	0
	TOTAL	**1,380,719**	**4,567,316**	**12,105,172**	**1,653,525**	**6,072,410**	**2,648,585**	**2,648,585**	**2,648,585**

527-731: Increase in cost of chemicals: Ferric Chloride, Sodium Bisulfite, Hypochlorite, Polymer.
527-801:Professional: Biosolids disposal $150,000, MDEQ permit fees $10,000, Lab Analyses $15,000.
527-865:Conferences: CEC requirements for operators (9), need to keep up with technology.
527-920 & 921:Utilities increase due to SRF construction project.

WATER FUND

DEPARTMENTAL FACT SHEET
2009- 10 FISCAL YEAR

Existing X New

DEPARTMENT & ACTIVITY Water Filtration Plant **Account No.** 591-537

I. FUNCTION: Operate and maintain Water Filtration Plant to comply with regulations as set by the State of Michigan Safe Drinking Water Act No. 399, P.A. 1976 and Federal Safe Drinking Water Act.

II. REVENUE APPLICABLE TO THIS ACCOUNT:

A.	Water Sales	$ 3,642,935
B.	Lab Fees for Coliform Analysis	10,000
C.	Other	0
	Total:	$ 3,652,935

III. AUTHORIZED POSITIONS:

1*	Superintendent* (50%)	$ 41,000
1	Supervisor	$ 50,232
4	Operators	$ 42,307

* Salary for the position of Water/Wastewater Supt. is funded out of the following accounts: 590 – (50%) and 591 – (50%).

IV. PROGRAM STATISTICS;

	03-04	04-05	05-06
Gallons of Water Treated:	1,062,930,000	1,037,200,000	1, 068,540,000

06-07	07-08
1,017,380,000	1,003,900,000

DEPARTMENTAL FACT SHEET
2009- 2010 FISCAL YEAR

Existing X New ____

DEPARTMENT & ACTIVITY Water Distribution ACCT.# 591-538

I. FUNCTION

Water Distribution operates and maintains three water storage reservoirs, three distribution, seven pressure districts, pumping stations, a network of water mains, service lines, meters, fire hydrants.

II. REVENUE APPLICABLE TO THIS ACCOUNT:

A. Water Taps		$ 6,000
	Total:	$ 6,000

III. AUTHORIZED POSITIONS:

2009-10	Title	Pay Bracket
1	Water Distribution Supervisor	$ 50,232
1	Special Equipment Operator	44,366
2	Meter Service Technicians	43,763
1	Utility Inspector	44,595
3	Heavy Equipment Operators	41,205

IV. PROGRAM STATISTICS Prior Three Fiscal Years:

Water Distribution System: Approximately 96 miles of mains from 4" to 16" diameter. Approximately 5,800 service lines, and meters, 2,200 gate valves and 900 fire hydrants.

2007	2008	
20	15	Water main repairs
30	28	Water service line repairs
200	294	Cross connection inspections
50	4	Grease trap inspections
450	559	Residential meter change-out

CITY OF MARQUETTE
REVENUES AND EXPENSES
2009-2010 FISCAL YEAR

	591 WATER FUND REVENUES	2005-06 ACTUAL	2006-07 ACTUAL	2007-08 ACTUAL	2008-09 BUDGET	2008-09 YEAR END ESTIMATE	2009-10 DEPT REQUEST	2009-10 CITY MGR REC	2009-10 COMMISSION APPROVED
	OPERATING REVENUE								
591-591-00000-634-0000	GENERAL CUSTOMERS	1,943,660	2,079,954	2,005,209	2,163,150	2,163,150	2,427,000	2,427,000	2,427,000
591-591-00000-635-0000	PUBLIC AUTHORITIES	60,259	63,368	66,963	65,905	65,905	74,000	74,000	74,000
591-591-00000-636-0000	NON-TAX CUSTOMERS	1,170,793	1,316,718	1,277,677	1,369,385	1,302,000	1,454,000	1,454,000	1,454,000
591-591-00000-637-0000	CITY DEPARTMENTS	35,916	42,378	49,581	44,495	58,250	65,000	65,000	65,000
591-591-00000-644-0000	LAB ANALYSIS	3,627	1,170	1,062	500	800	500	500	500
591-591-00000-645-0000	WATER TAPS	21,005	19,249	20,010	20,000	25,000	20,000	20,000	20,000
591-591-00000-667-0000	EQUIPMENT RENTAL	2,034	2,297	2,282	2,000	2,270	2,200	2,200	2,200
591-591-79605-644-0000	LAB ANALYSIS	9,306	10,691	12,366	10,000	10,000	15,000	15,000	15,000
591-591-79605-645-0000	WATER HYDRANT METERS	12,009	9,352	16,016	10,000	9,000	9,000	9,000	9,000
591-591-79605-695-0000	OTHER REVENUE	100	100	9,522	0	0	0	0	0
	SUBTOTAL	**3,258,709**	**3,545,277**	**3,460,688**	**3,685,435**	**3,636,375**	**4,066,700**	**4,066,700**	**4,066,700**
	OTHER								
591-593-00000-607-0000	ACCOUNT SET UP FEE	7,575	9,025	7,925	7,500	7,500	7,500	7,500	7,500
591-593-00000-664-0000	INTEREST ON SPECIAL ASSMT	6,150	832	702	570	570	440	440	440
591-593-00000-665-0000	INTEREST	96,110	26,311	19,500	12,000	20,000	20,000	20,000	20,000
591-593-00000-671-0000	LATE PAYMENT PENALTY	31,615	16,550	9,832	15,000	15,000	15,000	15,000	15,000
591-593-00000-672-0000	SPECIAL ASSESSMENTS LEVIED	47,680	1,688	1,820	1,690	1,690	1,690	1,690	1,690
591-593-00000-673-0000	SALE OF FIXED ASSETS	0	0	0	0	15	0	0	0
591-593-00000-695-0000	OTHER REVENUE	46,200	1,919	608	1,500	1,500	2,000	2,000	2,000
591-593-00000-697-0000	FUND BALANCE	0	0	0	0	0	33,300	33,300	33,300
591-593-00000-698-0000	PROCEEDS OF BONDS	0	0	0	0	0	2,181,500	2,181,500	2,181,500
591-593-79212-543-0001	STATE GRANT-BEACH MONITORING	4,627	6,575	6,027	6,575	6,830	5,500	5,500	5,500
	SUBTOTAL	**239,957**	**62,900**	**46,414**	**44,835**	**53,105**	**2,266,930**	**2,266,930**	**2,266,930**
	TOTAL	**3,498,666**	**3,608,177**	**3,507,102**	**3,730,270**	**3,689,480**	**6,333,630**	**6,333,630**	**6,333,630**

Recommended 0% increase in Water Rates for FY 09.
Recommended 12% increase in Water Rates for FY 10.

ACCOUNT NUMBER	591 WATER FUND EXPENSES	2005-06 ACTUAL	2006-07 ACTUAL	2007-08 ACTUAL	2008-09 BUDGET	2008-09 YEAR END ESTIMATE	2009-10 DEPT REQUEST	2009-10 CITY MGR REC	2009-10 COMMISSION APPROVED
	WATER PLANT								
591-537-00000-702-0000	SALARIES & WAGES	214,262	216,903	261,864	277,510	272,360	294,005	294,005	294,005
591-537-00000-715-0000	LONGEVITY	0	0	1,602	1,605	1,605	1,635	1,635	1,635
591-537-00000-716-0000	SOCIAL SECURITY	16,205	16,541	20,078	21,355	20,960	22,615	22,615	22,615
591-537-00000-717-0000	HEALTH INSURANCE	0	5,662	66,007	70,230	69,470	61,000	61,000	61,000
591-537-00000-718-0000	LIFE INSURANCE	0	0	513	585	560	595	595	595
591-537-00000-719-0000	UNEMPLOYMENT INSURANCE	0	0	807	955	505	505	505	505
591-537-00000-720-0000	DISABILITY INSURANCE	0	0	1,041	900	890	950	950	950
591-537-00000-721-0000	WORKERS COMP INSURANCE	0	0	6,164	7,045	8,780	9,785	9,785	9,785
591-537-00000-722-0000	MERS	0	0	45,548	60,185	60,875	63,425	63,425	63,425
591-537-00000-731-0000	CHEMICALS	16,720	15,656	11,788	20,000	40,300	40,500	40,500	40,500
591-537-00000-740-0000	OPERATING SUPPLIES	11,945	13,055	20,972	20,000	18,000	18,000	18,000	18,000
591-537-00000-775-0000	REPAIR & MAINT SUPPLIES	12,977	23,681	24,980	24,000	20,000	20,000	20,000	20,000
591-537-00000-801-0000	PROFESSIONAL & CONTRACTUAL	6,486	9,010	8,772	15,000	15,000	18,000	18,000	18,000
591-537-00000-812-0000	TECHNOLOGY SVCS FEE	0	0	0	0	0	48,440	48,440	48,440
591-537-00000-850-0000	COMMUNICATIONS	1,794	1,368	1,415	2,000	2,000	0	0	0
591-537-00000-865-0000	CONFERENCES/SEMINARS	1,061	629	1,173	1,500	1,800	2,000	2,000	2,000
591-537-00000-920-0000	POWER	136,142	146,263	146,099	140,000	150,000	150,000	150,000	150,000
591-537-00000-921-0000	NATURAL GAS	23,506	16,837	22,939	15,000	25,000	25,000	25,000	25,000
591-537-00000-945-0000	VEHICLE/EQUIPMENT RENTAL	3,715	3,754	4,197	6,000	4,000	3,000	3,000	3,000
591-537-79212-740-0001	BEACH MONITORING GRANT	4,892	897	793	6,575	6,575	5,500	5,500	5,500
	SUBTOTAL	**449,705**	**470,256**	**646,752**	**690,445**	**718,680**	**784,955**	**784,955**	**784,955**
	WATER TRANSMISSION & DISTRIBUTION								
591-538-00000-702-0000	SALARIES & WAGES	375,750	368,493	377,590	380,000	330,000	381,575	381,575	381,575
591-538-00000-715-0000	LONGEVITY	0	0	2,190	2,530	2,510	2,590	2,590	2,590
591-538-00000-716-0000	SOCIAL SECURITY	28,612	28,096	28,976	29,265	29,265	29,390	29,390	29,390
591-538-00000-717-0000	HEALTH INSURANCE	0	11,537	136,994	148,350	143,160	117,175	117,175	117,175
591-538-00000-718-0000	LIFE INSURANCE	0	0	662	750	720	750	750	750
591-538-00000-719-0000	UNEMPLOYMENT INSURANCE	0	0	1,174	1,175	735	735	735	735
591-538-00000-720-0000	DISABILITY INSURANCE	0	209	1,345	1,340	1,475	1,410	1,410	1,410
591-538-00000-721-0000	WORKERS COMP INSURANCE	0	0	8,856	9,675	11,860	12,715	12,715	12,715
591-538-00000-722-0000	MERS	0	0	55,502	66,065	65,875	65,270	65,270	65,270
591-538-00000-740-0000	OPERATING SUPPLIES	13,926	17,592	6,812	10,000	11,000	10,000	10,000	10,000
591-538-00000-775-0000	REPAIR & MAINT SUPPLIES	74,007	83,166	75,212	55,000	55,000	55,000	55,000	55,000
591-538-00000-801-0000	PROFESSIONAL & CONTRACTUAL	16,823	9,816	12,046	15,000	9,000	15,000	15,000	15,000
591-538-05202-801-0000	SECURITY UPGRADES	6,163	0	0	0	0	0	0	0
591-538-00000-810-0000	HEALTH & SAFETY	0	0	1,077	500	500	500	500	500
591-538-00000-860-0000	TRANSPORTATION	0	0	2,112	4,500	2,500	4,500	4,500	4,500
591-538-00000-900-0000	PRINTING & PUBLISHING	0	0	0	500	0	500	500	500
591-538-00000-920-0000	POWER	23,419	22,166	23,604	30,000	30,000	30,000	30,000	30,000
591-538-00000-921-0000	NATURAL GAS	2,760	2,525	1,977	2,500	1,500	2,500	2,500	2,500
591-538-00000-930-0000	REPAIR & MAINTENANCE	750	1,027	0	1,000	0	1,000	1,000	1,000
591-538-00000-940-0000	RENTAL	375	0	0	500	0	500	500	500
591-538-00000-943-0000	BLDG/OFFICE RENTAL	25,800	34,000	30,700	18,900	18,900	19,200	19,200	19,200
591-538-00000-945-0000	VEHICLE/EQUIPMENT RENTAL	209,589	203,003	201,767	220,000	150,000	155,000	155,000	155,000
	SUBTOTAL	**777,974**	**781,630**	**968,596**	**997,550**	**864,000**	**905,310**	**905,310**	**905,310**

(Continued on next page)

(Continued from previous page)

ACCOUNT NUMBER	591 WATER FUND EXPENSES	2005-06 ACTUAL	2006-07 ACTUAL	2007-08 ACTUAL	2008-09 BUDGET	2008-09 YEAR END ESTIMATE	2009-10 DEPT REQUEST	2009-10 CITY MGR REC	2009-10 COMMISSION APPROVED
	ADMINISTRATION								
591-561-00000-702-0000	SALARIES & WAGES	147,796	125,224	83,438	46,160	89,015	48,580	48,580	48,580
591-561-00000-703-0000	ACCRUED LEAVE RESERVE	(29,189)	16,825	15,406	0	0	0	0	0
591-561-00000-715-0000	LONGEVITY	5,411	3,733	0	0	0	235	235	235
591-561-00000-716-0000	SOCIAL SECURITY	11,246	9,366	5,912	3,535	6,810	3,735	3,735	3,735
591-561-00000-717-0000	HEALTH INSURANCE	205,761	181,669	29,981	19,340	39,185	14,640	14,640	14,640
591-561-00000-718-0000	LIFE INSURANCE	1,170	1,262	148	95	160	95	95	95
591-561-00000-719-0000	UNEMPLOYMENT INSURANCE	1,204	880	451	220	470	185	185	185
591-561-00000-720-0000	DISABILITY INSURANCE	2,626	2,568	271	170	335	185	185	185
591-561-00000-721-0000	WORKERS COMP INSURANCE	16,324	16,864	1,804	495	1,035	625	625	625
591-561-00000-722-0000	RETIREMENT-MERS	65,076	84,500	8,874	5,015	9,975	5,720	5,720	5,720
591-561-00000-727-0000	OFFICE SUPPLIES	310	355	338	350	350	350	350	350
591-561-00000-728-0000	POSTAGE	6,822	10,615	10,931	11,000	11,000	11,000	11,000	11,000
591-561-00000-740-0000	OPERATING SUPPLIES	2,471	4,200	4,772	4,250	4,250	4,250	4,250	4,250
591-561-00000-801-0000	PROFESSIONAL & CONTRACTUAL	59,892	44,462	118,153	30,000	30,000	30,000	30,000	30,000
591-561-00000-806-0000	ADMINISTRATIVE CHARGES	147,906	147,408	112,572	131,590	131,590	113,535	113,535	113,535
591-561-00000-812-0000	TECHNOLOGY SVCS FEE	0	0	0	0	0	30,480	30,480	30,480
591-561-00000-850-0000	COMMUNICATIONS	917	1,062	1,049	1,000	1,050	0	0	0
591-561-00000-865-0000	CONFERENCES/SEMINARS	205	2,390	45	2,250	2,000	2,000	2,000	2,000
591-561-00000-880-0000	WATER COUPONS	300	0	0	0	0	0	0	0
591-561-00000-900-0000	PRINTING & PUBLISHING	404	235	157	300	250	250	250	250
591-561-00000-910-0000	PROPERTY INSURANCE	26,451	27,475	29,217	30,000	28,045	29,000	29,000	29,000
591-561-00000-923-0000	STORMWATER	338	318	318	320	320	350	350	350
591-561-00000-930-0000	REPAIR & MAINTENANCE	490	225	60	500	250	250	250	250
591-561-00000-940-0000	RENTAL	255	272	689	600	400	400	400	400
591-561-00000-943-0000	BLDG/OFFICE RENTAL	7,200	7,200	7,200	7,200	4,200	0	0	0
591-561-00000-945-0000	VEHICLE/EQUIPMENT RENTAL	5,551	5,735	6,228	5,500	5,500	5,500	5,500	5,500
591-561-00000-954-0000	PAYMENT IN LIEU OF TAXES	483,536	532,863	513,793	501,615	501,615	524,250	524,250	524,250
591-561-00000-956-0000	MISCELLANEOUS	280	193	282	250	0	0	0	0
591-561-00000-958-0000	UNCOLLECTIBLE ACCOUNTS	34,569	0	14,195	15,000	15,000	15,000	15,000	15,000
591-561-00000-961-0000	EMPLOYEE SAFETY EXPENSE	44	298	0	50	50	50	50	50
591-561-00000-968-0000	DEPRECIATION	595,785	649,512	689,620	660,000	660,000	660,000	660,000	660,000
591-561-00000-969-0000	INTEREST ON CUSTOMER DEPOSITS	364	0	0	0	0	0	0	0
591-599-00000-989-0000	RESERVE FOR DEPRECIATION	(595,785)	(649,512)	(689,620)	(660,000)	(660,000)	(660,000)	(660,000)	(660,000)
591-561-00000-993-0000	AMORTIZATION	6,157	4,542	5,335	4,550	4,550	5,915	5,915	5,915
591-561-00000-994-0000	PAYING AGENT FEES	58	0	161	185	180	540	540	540
591-561-00000-995-0000	INTEREST ON LONG TERM DEBT	156,602	150,145	156,606	187,530	187,530	166,830	166,830	166,830
591-561-00000-999-0000	TRANSFER OUT-DEBT SERVICE FUND	0	0	0	137,700	145,395	455,380	455,380	455,380
591-599-00000-992-0000	BOND PRINCIPAL	394,648	402,629	438,118	605,000	605,000	540,000	540,000	540,000
	SUBTOTAL	**1,763,195**	**1,785,513**	**1,566,504**	**1,751,770**	**1,825,510**	**2,009,330**	**2,009,330**	**2,009,330**

(Continued on next page)

(Continued from previous page)

ACCOUNT NUMBER	591 WATER FUND EXPENSES	2005-06 ACTUAL	2006-07 ACTUAL	2007-08 ACTUAL	2008-09 BUDGET	2008-09 YEAR END ESTIMATE	2009-10 DEPT REQUEST	2009-10 CITY MGR REC	2009-10 COMMISSION APPROVED
	CAPITAL OUTLAY								
591-598-00000-702-0000	SALARIES & WAGES	0	0	0	0	0	50,400	50,400	50,400
591-598-00000-716-0000	SOCIAL SECURITY	0	0	0	0	0	5,300	5,300	5,300
591-598-00000-806-0000	ENGINEERING	111,720	144,216	121,160	118,055	118,055	120,365	120,365	120,365
591-598-00000-945-0000	VEHICLE/EQUIPMENT RENTAL	0	0	0	0	0	72,570	72,570	72,570
591-598-00000-973-0000	MAINS	0	0	0	0	0	100,000	100,000	100,000
591-598-00000-974-0000	SERVICES	0	0	0	0	0	65,000	65,000	65,000
591-598-00000-976-0000	BUILDING IMPROVEMENTS	0	0	0	0	0	18,900	18,900	18,900
591-598-00000-977-0000	EQUIPMENT/BOOSTER STATIONS	0	0	0	0	0	76,500	76,500	76,500
591-598-00000-984-0000	METERS	0	0	0	0	0	20,000	20,000	20,000
591-598-00000-999-0000	TRANSFERS OUT-CONSTRUCTION FUND	0	0	0	0	0	2,105,000	2,105,000	2,105,000
	SUBTOTAL	**111,720**	**144,216**	**121,160**	**118,055**	**118,055**	**2,634,035**	**2,634,035**	**2,634,035**
	TOTAL	**3,102,594**	**3,181,615**	**3,303,012**	**3,557,820**	**3,526,245**	**6,333,630**	**6,333,630**	**6,333,630**

SALARIES	708,619	727,445	738,298	703,670	691,375	724,160	724,160	724,160
FRINGES	353,635	362,887	424,900	450,880	477,215	415,965	415,965	415,965
SUPPLIES & SERVICES	852,362	856,397	890,164	833,335	780,280	851,505	851,505	851,505
CAPITAL OUTLAY	111,720	144,216	121,160	118,055	118,055	2,634,035	2,634,035	2,634,035
DEBT SERVICE	1,076,258	1,090,670	1,128,490	1,451,880	1,459,320	1,707,965	1,707,965	1,707,965
TRANSFERS OUT	0	0	0	0	0	0	0	0
TOTAL	**3,102,594**	**3,181,615**	**3,303,012**	**3,557,820**	**3,526,245**	**6,333,630**	**6,333,630**	**6,333,630**

537-731: 50% increase in chemical costs: Sodium Hydroxide, Fluoride.
537-920: Electrical rate increase.
537-921: Natural Gas rate increase.

SEWER FUND

DEPARTMENTAL FACT SHEET
2009 - 2010 FISCAL YEAR

Existing X New ____

DEPARTMENT & ACTIVITY Sanitary Sewer Maintenance ACCT. #592-551

I. FUNCTION

The Sanitary Sewer Maintenance Division operates and maintains an extensive sanitary sewer collection network. This department is responsible for repairs to sanitary mains and laterals as well as preventative cleaning of the collection system.

II. REVENUE APPLICABLE TO THIS ACCOUNT:

A. Sewer Taps		$ 5,400
	Total:	$ 5,400

III. AUTHORIZED POSITIONS:

2009-10	Title	Pay Bracket
1	Sewer Maintenance Supervisor	$ 50,232
2	Special Equipment Operators	43,410
5	Heavy Equipment Operators	40,622
1	Utility Locator	43,410

IV. PROGRAM STATISTICS Prior Three Fiscal Years:

Sewer collection system: Approximately 92 miles of mains from 6” to 30” diameter with over 2,200 manholes.

2007	2008	
64	74	Sewer backups responded to
261	436	Sewer laterals televised
11	7	Sewer main repairs
51	46	Sewer lateral repairs
117,915	121,431	LFT jet rodded
295,136	243,011	LFT of sewer root cut

DEPARTMENTAL FACT SHEET
2009 - 10 FISCAL YEAR

Existing X New _____

DEPARTMENT & ACTIVITY Wastewater Pump Stations **Account No.** 592-553

I. FUNCTION:

Operate and maintain ten Wastewater Pump Stations.

II. REVENUE APPLICABLE TO THIS ACCOUNT:

A.	Sewer Service	$ 3,401,645
B.	Other	9,000
TOTAL		$ 3,410,645

III. AUTHORIZED POSITIONS:

Wastewater Plant Staff (See Account 590)

IV. PROGRAM STATISTICS:

The City of Marquette owns and monitors nine Wastewater Lift Stations. The stations are located in various areas of the City. The stations are maintained by the Wastewater Treatment Plant Staff.

CITY OF MARQUETTE
REVENUES AND EXPENSES
2009-2010 FISCAL YEAR

	592 SEWER FUND REVENUES	2005-06 ACTUAL	2006-07 ACTUAL	2007-08 ACTUAL	2008-09 BUDGET	2008-09 YEAR END ESTIMATE	2009-10 DEPT REQUEST	2009-10 CITY MGR REC	2009-10 COMMISSION APPROVED
	SEWER								
592-592-00000-634-0000	GENERAL CUSTOMERS	1,562,749	1,632,438	1,732,683	2,285,410	2,165,855	2,600,000	2,600,000	2,600,000
592-592-00000-635-0000	PUBLIC AUTHORITIES	39,796	41,750	44,612	58,450	55,765	67,000	67,000	67,000
592-592-00000-636-0000	NON-TAX CUSTOMERS	771,261	755,564	818,818	1,057,785	1,023,520	1,228,000	1,228,000	1,228,000
592-592-00000-637-0000	CITY DEPARTMENTS	13,209	13,981	14,252	19,575	17,815	21,000	21,000	21,000
592-592-00000-646-0000	SEWER TAPS	4,440	5,120	1,240	5,000	6,000	5,000	5,000	5,000
592-592-00000-647-0000	ROOF DRAIN CHARGES	1,012	1,012	1,012	1,000	1,000	1,000	1,000	1,000
592-592-00000-667-0000	LAND & BUILDING RENTAL	1,000	1,000	1,000	1,000	1,000	1,000	1,000	1,000
592-592-79605-646-0000	SEWER SYSTEM	7,780	5,716	8,960	2,000	7,000	5,000	5,000	5,000
	SUBTOTAL	**2,401,247**	**2,456,581**	**2,622,577**	**3,430,220**	**3,277,955**	**3,928,000**	**3,928,000**	**3,928,000**
	OTHER								
592-593-00000-582-0000	FIBER OPTICS	0	0	48,257	0	0	0	0	0
592-593-00000-607-0000	ACCOUNT SET UP FEE	7,575	9,025	7,925	7,500	7,500	7,500	7,500	7,500
592-593-00000-664-0000	INTEREST ON SPECIAL ASSMT	6,150	832	702	570	570	440	440	440
592-593-00000-665-0000	INTEREST	96,110	26,311	19,500	12,000	20,000	20,000	20,000	20,000
592-593-00000-671-0000	LATE PAYMENT PENALTY	31,615	16,550	9,832	15,000	15,000	15,000	15,000	15,000
592-593-00000-672-0000	SPECIAL ASSESSMENTS LEVIED	47,680	1,688	1,820	1,690	1,690	1,690	1,690	1,690
592-593-00000-673-0000	SALE OF FIXED ASSETS	0	0	0	0	15	0	0	0
592-593-00000-695-0000	OTHER REVENUE	46,200	1,919	608	1,500	1,500	1,500	1,500	1,500
592-593-00000-696-0000	MQT AREA WASTEWATER TREAT FD	75,123	(37,589)	(75,205)	0	0	0	0	0
592-593-00000-697-0000	FUND BALANCE	0	0	0	139,445	0	402,025	402,025	402,025
592-593-00000-698-0000	PROCEEDS OF BONDS	0	0	5,919,568	5,522,000	5,197,000	2,619,000	2,619,000	2,619,000
	SUBTOTAL	**310,453**	**18,736**	**5,933,007**	**5,699,705**	**5,243,275**	**3,067,155**	**3,067,155**	**3,067,155**
	TOTAL	**2,711,700**	**2,475,317**	**8,555,584**	**9,129,925**	**8,521,230**	**6,995,155**	**6,995,155**	**6,995,155**

Recommended 25% increase in Sewer Rates for FY 09.
Recommended 20% increase in Sewer Rates for FY 10.

ACCOUNT NUMBER	SEWER FUND EXPENSES	2005-06 ACTUAL	2006-07 ACTUAL	2007-08 ACTUAL	2008-09 BUDGET	2008-09 YEAR END ESTIMATE	2009-10 DEPT REQUEST	2009-10 CITY MGR REC	2009-10 COMMISSION APPROVED
	SEWER OPERATIONS								
592-551-00000-702-0000	SALARIES & WAGES	179,233	199,419	141,836	170,000	150,000	165,000	165,000	165,000
592-551-00000-703-0000	ACCRUED LEAVE RESERVE	0	0	4,935	0	0	0	0	0
592-551-00000-715-0000	LONGEVITY	0	0	0	2,870	2,850	2,900	2,900	2,900
592-551-00000-716-0000	SOCIAL SECURITY	13,646	15,149	10,850	13,005	11,475	12,600	12,600	12,600
592-551-00000-717-0000	HEALTH INSURANCE	0	0	0	129,790	151,895	105,480	105,480	105,480
592-551-00000-718-0000	LIFE INSURANCE	0	0	0	845	870	840	840	840
592-551-00000-719-0000	UNEMPLOYMENT INSURANCE	0	0	0	1,320	825	825	825	825
592-551-00000-720-0000	DISABILITY INSURANCE	0	0	0	615	600	615	615	615
592-551-00000-721-0000	WORKERS COMP INSURANCE	0	0	0	16,135	17,010	8,465	8,465	8,465
592-551-00000-722-0000	MERS	0	0	0	65,750	74,485	62,840	62,840	62,840
592-551-00000-740-0000	OPERATING SUPPLIES	4,473	6,664	5,017	6,000	6,000	6,000	6,000	6,000
592-551-00000-775-0000	REPAIR & MAINT SUPPLIES	21,833	39,560	26,473	35,000	35,000	35,000	35,000	35,000
592-551-00000-801-0000	PROFESSIONAL & CONTRACTUAL	5,243	3,302	1,341	3,500	3,500	3,500	3,500	3,500
592-551-00000-810-0000	HEALTH & SAFETY	0	0	0	0	0	500	500	500
592-551-00000-940-0000	RENTAL	0	0	0	1,000	0	1,000	1,000	1,000
592-551-00000-945-0000	VEHICLE/EQUIPMENT RENTAL	191,481	207,461	210,023	220,000	140,000	180,000	180,000	180,000
	SUBTOTAL	**415,909**	**471,555**	**400,475**	**665,830**	**594,510**	**585,565**	**585,565**	**585,565**
	SEWER BOOSTER STATIONS								
592-553-00000-702-0000	SALARIES & WAGES	33,326	21,702	25,763	22,000	18,750	18,000	18,000	18,000
592-553-00000-716-0000	SOCIAL SECURITY	2,511	1,635	1,950	1,800	1,900	1,500	1,500	1,500
592-553-00000-740-0000	OPERATING SUPPLIES	1,539	1,000	540	1,000	1,000	1,000	1,000	1,000
592-553-00000-775-0000	REPAIR & MAINT SUPPLIES	1,091	2,170	6,093	15,000	11,500	8,000	8,000	8,000
592-553-00000-801-0000	PROFESSIONAL & CONTRACTUAL	0	0	3,886	10,000	10,000	9,000	9,000	9,000
592-553-00000-812-0000	TECHNOLOGY SVCS FEE	0	0	0	0	0	10,805	10,805	10,805
592-553-00000-850-0000	COMMUNICATIONS	6,002	6,786	8,275	8,000	9,600	0	0	0
592-553-00000-920-0000	POWER	22,550	27,269	28,237	30,000	34,000	31,000	31,000	31,000
592-553-00000-921-0000	NATURAL GAS	12,673	10,606	12,390	7,000	8,400	10,000	10,000	10,000
592-553-00000-922-0000	WATER	536	371	544	800	1,000	1,100	1,100	1,100
592-553-00000-945-0000	VEHICLE/EQUIPMENT RENTAL	11,365	13,528	13,434	12,000	11,200	11,000	11,000	11,000
	SUBTOTAL	**91,593**	**85,067**	**101,112**	**107,600**	**107,350**	**101,405**	**101,405**	**101,405**

(Continued on next page)

(Continued from previous page)

ACCOUNT NUMBER	SEWER FUND EXPENSES	2005-06 ACTUAL	2006-07 ACTUAL	2007-08 ACTUAL	2008-09 BUDGET	2008-09 YEAR END ESTIMATE	2009-10 DEPT REQUEST	2009-10 CITY MGR REC	2009-10 COMMISSION APPROVED
	ADMINISTRATION								
592-561-00000-702-0000	SALARIES & WAGES	0	0	0	0	32,564	48,580	48,580	48,580
592-561-00000-715-0000	LONGEVITY	0	0	0	0	0	235	235	235
592-561-00000-716-0000	SOCIAL SECURITY	0	0	0	0	2,315	3,735	3,735	3,735
592-561-00000-717-0000	HEALTH INSURANCE	0	0	0	0	14,686	14,640	14,640	14,640
592-561-00000-718-0000	LIFE INSURANCE	0	0	0	0	59	95	95	95
592-561-00000-719-0000	UNEMPLOYMENT INSURANCE	0	0	0	0	177	185	185	185
592-561-00000-720-0000	DISABILITY INSURANCE	0	0	0	0	140	185	185	185
592-561-00000-721-0000	WORKERS COMP INSURANCE	0	0	0	0	518	625	625	625
592-561-00000-722-0000	RETIREMENT-MERS	0	0	0	0	3,637	5,720	5,720	5,720
592-561-00000-727-0000	OFFICE SUPPLIES	310	355	338	350	21	350	350	350
592-561-00000-728-0000	POSTAGE	6,822	10,615	10,931	11,000	10,420	11,000	11,000	11,000
592-561-00000-740-0000	OPERATING SUPPLIES	2,471	4,200	4,772	4,250	3,564	4,250	4,250	4,250
592-561-00000-801-0000	PROFESSIONAL & CONTRACTUAL	59,892	44,462	118,153	30,000	222	30,000	30,000	30,000
592-561-00000-806-0000	ADMINISTRATIVE CHARGES	147,906	147,408	112,572	131,590	87,724	102,480	102,480	102,480
592-561-00000-812-0000	TECHNOLOGY SVCS FEE	0	0	0	0	0	30,480	30,480	30,480
592-561-00000-850-0000	COMMUNICATIONS	917	1,062	1,049	1,000	650	0	0	0
592-561-00000-865-0000	CONFERENCES/SEMINARS	205	2,390	45	2,250	8	2,000	2,000	2,000
592-561-00000-900-0000	PRINTING & PUBLISHING	404	235	157	300	0	250	250	250
592-561-00000-910-0000	PROPERTY INSURANCE	26,451	27,475	29,217	30,000	28,045	29,000	29,000	29,000
592-561-00000-923-0000	STORMWATER	338	318	318	320	212	320	320	320
592-561-00000-924-0000	WASTEWATER SERVICES	1,146,725	1,080,080	1,211,950	1,339,510	1,735,304	2,270,565	2,270,565	2,270,565
592-561-00000-930-0000	REPAIR & MAINTENANCE	490	225	60	500	107	250	250	250
592-561-00000-940-0000	RENTAL	255	272	689	600	271	400	400	400
592-561-00000-943-0000	BLDG/OFFICE RENTAL	7,200	7,200	7,200	7,200	4,200	0	0	0
592-561-00000-945-0000	VEHICLE/EQUIPMENT RENTAL	5,551	5,735	6,228	5,500	4,690	5,500	5,500	5,500
592-561-00000-954-0000	PAYMENT IN LIEU OF TAXES	283,980	320,550	380,256	354,490	285,368	350,285	350,285	350,285
592-561-00000-956-0000	MISCELLANEOUS	280	193	282	250	0	0	0	0
592-561-00000-958-0000	UNCOLLECTIBLE ACCOUNTS	34,569	0	14,195	15,000	0	15,000	15,000	15,000
592-561-00000-961-0000	EMPLOYEE SAFETY EXPENSE	44	298	0	50	0	50	50	50
592-561-00000-968-0000	DEPRECIATION	397,191	433,008	459,748	660,000	400,635	440,000	440,000	440,000
592-561-00000-969-0000	INTEREST ON CUSTOMER DEPOSITS	364	0	0	0	0	0	0	0
592-599-00000-989-0000	RESERVE FOR DEPRECIATION	(397,191)	(433,008)	(459,748)	(660,000)	(400,635)	(440,000)	(440,000)	(440,000)
592-561-00000-993-0000	AMORTIZATION	6,157	4,542	5,335	4,550	0	4,550	4,550	4,550
592-561-00000-994-0000	PAYING AGENT FEES	58	0	161	185	0	180	180	180
592-561-00000-995-0000	INTEREST ON LONG TERM DEBT	156,602	150,145	156,606	187,530	81,117	59,765	59,765	59,765
592-561-00000-999-0000	TRANSFER OUT-DEBT SERVICE FUND	0	0	0	137,700	28,025	277,120	277,120	277,120
592-599-00000-992-0000	BOND PRINCIPAL	394,648	402,629	438,118	605,000	0	155,000	155,000	155,000
592-599-00000-996-0000	CAPITALIZED LEASE PRINCIPAL	120,866	120,866	120,866	120,865	120,865	0	0	0
	SUBTOTAL	**2,403,505**	**2,331,255**	**2,619,498**	**2,989,990**	**2,444,909**	**3,422,795**	**3,422,795**	**3,422,795**

(Continued on next page)

(Continued from previous page)

ACCOUNT NUMBER	SEWER FUND EXPENSES	2005-06 ACTUAL	2006-07 ACTUAL	2007-08 ACTUAL	2008-09 BUDGET	2008-09 YEAR END ESTIMATE	2009-10 DEPT REQUEST	2009-10 CITY MGR REC	2009-10 COMMISSION APPROVED
	CAPITAL OUTLAY								
592-598-00000-702-0000	SALARIES & WAGES	18,217	19,639	50,783	55,000	95,000	52,000	52,000	52,000
592-598-00000-716-0000	SOCIAL SECURITY	1,388	1,501	1,170	4,200	7,200	3,980	3,980	3,980
592-598-00000-740-0000	OPERATING SUPPLIES	0	0	9,342	0	0	0	0	0
592-598-XXXXX-801-0000	SIMP	0	0	0	0	72,000	0	0	0
592-551-00000-806-0000	ENGINEERING	186,204	160,236	136,305	132,815	132,815	135,410	135,410	135,410
592-598-00000-945-0000	VEHICLE/EQUIPMENT RENTAL	0	0	0	0	0	75,000	75,000	75,000
592-598-00000-973-0000	MAINS	357,958	251,279	42,221	486,000	486,000	0	0	0
592-598-00000-974-0000	SERVICES	8,059	19,353	620	18,000	18,000	0	0	0
592-598-00000-976-0000	BUILDING IMPROVEMENTS	0	1,098,957	555,283	60,000	0	0	0	0
592-598-00000-977-0000	EQUIPMENT/BOOSTER STATIONS	1,156,175	335,070	45,821	0	0	0	0	0
592-598-00000-984-0000	METERS	10,460	25,336	34,496	15,000	18,265	0	0	0
592-598-00000-985-0000	SEWER SYSTEM	636,108	803,552	611,686	440,800	440,800	495,000	495,000	495,000
592-598-XXXXX-985-0000	SS TELEVISING	14,548	3,272	70	50,000	50,000	50,000	50,000	50,000
592-598-XXXXX-985-0000	SS ROOT CONTROL	30,789	0	70	25,000	25,000	25,000	25,000	25,000
592-598-XXXXX-985-0000	SS POINT REPAIR	12,677	113,908	8,115	500,000	500,000	428,000	428,000	428,000
592-598-00000-999-0000	TRANSFERS OUT-CONSTRUCTION FUND	1,270,283	1,072,439	0	3,988,000	3,988,000	1,621,000	1,621,000	1,621,000
	SUBTOTAL	**3,702,866**	**3,904,542**	**1,495,982**	**5,774,815**	**5,833,080**	**2,885,390**	**2,885,390**	**2,885,390**
	TOTAL	**6,613,873**	**6,792,419**	**4,617,067**	**9,538,235**	**8,979,849**	**6,995,155**	**6,995,155**	**6,995,155**

SALARIES	212,559	221,121	172,534	192,000	201,314	231,580	231,580	231,580
FRINGES	16,157	16,784	12,800	232,130	283,442	221,485	221,485	221,485
SUPPLIES & SERVICES	1,684,723	1,650,749	1,819,932	1,913,670	2,146,638	2,794,750	2,794,750	2,794,750
CAPITAL OUTLAY	3,702,866	3,904,542	1,495,982	5,774,815	5,833,080	2,885,390	2,885,390	2,885,390
DEBT SERVICE	997,568	999,223	1,115,819	1,425,620	515,375	861,950	861,950	861,950
TRANSFERS OUT	0	0	0	0	0	0	0	0
TOTAL	**6,613,873**	**6,792,419**	**4,617,067**	**9,538,235**	**8,979,849**	**6,995,155**	**6,995,155**	**6,995,155**

553-702: Wages: decrease due to SCADA system implementation.
561-801: Township litigation, GEMS Utility training, Drug Screens, ManPower.
561-992: 1998 Debt retires in 2009, 2003 Refunding Debt retires in 2016, 2004 SRF Loan retires in 2025.
561-999: Transfer to Fund 353, High Street SRF2

City of Marquette
Water/Sewer Fund Historical Expenditures**
Stated in Actual Dollars

Dept Name	FY 99 Actual	FY 00 Actual	FY 01 Actual	FY 02 Actual	FY 03 Actual	FY 04 Actual	FY 05 Actual	FY 06 Actual	FY 07 Actual	FY 08 Actual	FY 99 thru FY 08 Average	FY 09 Budget	Variance FY 09 vs Avg	FY 10 Budget	FY 10 vs FY 09	Variance FY 10 vs Avg
Administration	1,986,875	1,329,435	1,413,836	1,488,549	1,709,732	1,756,237	1,635,242	1,783,449	1,810,267	1,551,160	1,646,478	1,497,125	(149,353)		(1,497,125)	(1,646,478)
Water Treatment	1,103,873	1,118,641	1,120,570	1,158,959	1,149,006	1,092,232	1,231,945	1,339,401	1,396,102	1,675,931	1,238,666	1,828,550	589,884		(1,828,550)	(1,238,666)
Sewer Operations	1,369,223	1,462,669	1,683,685	1,464,689	1,427,113	1,552,136	1,936,730	1,897,644	1,914,118	1,789,946	1,649,795	2,881,555	1,231,760		(2,881,555)	(1,649,795)
Capital Outlay	1,039,523	1,461,565	759,908	722,703	4,386,251	2,383,791	3,252,023	3,321,172	3,627,126	1,580,196	2,253,426	5,006,200	2,752,774		(5,006,200)	(2,253,426)
Debt Service	882,990	1,009,787	1,025,580	1,036,850	1,086,078	1,061,183	1,018,166	1,260,912	1,226,414	1,310,313	1,091,827	1,646,765	554,938		(1,646,765)	(1,091,827)
	6,382,484	6,382,097	6,003,579	5,871,750	9,758,180	7,845,579	9,074,106	9,602,578	9,974,027	7,907,546	7,880,193	12,860,195	4,980,002	0	(12,860,195)	(7,880,193)
% Variance vs Previous Year	-15.4%	0.0%	-5.9%	-2.2%	66.2%	-19.6%	15.7%	5.8%	3.9%	-20.7%		62.6%	63.2%	-100.0%		-100.0%

** Excludes Depreciation

City of Marquette
Water/Sewer Fund Historical Expenditures**
Stated in Year 2008 Dollars

Dept Name	FY 99 Actual	FY 00 Actual	FY 01 Actual	FY 02 Actual	FY 03 Actual	FY 04 Actual	FY 05 Actual	FY 06 Actual	FY 07 Actual	FY 08 Actual	FY 99 thru FY 08 Average	FY 09 Budget	Variance FY 09 vs Avg	FY 10 Budget	FY 10 vs FY 09	Variance FY 10 vs Avg
Administration	2,615,693	1,687,241	1,737,906	1,810,420	2,036,415	2,025,644	1,839,542	1,923,207	1,900,607	1,551,160	1,912,783	1,497,125	(415,658)	0	(1,497,125)	(1,912,783)
Water Treatment	1,453,234	1,419,714	1,377,420	1,409,562	1,368,549	1,259,781	1,385,859	1,444,361	1,465,773	1,675,931	1,426,018	1,828,550	402,532	0	(1,828,550)	(1,426,018)
Sewer Operations	1,802,563	1,856,334	2,069,608	1,781,401	1,699,795	1,790,234	2,178,697	2,046,350	2,009,640	1,789,946	1,902,457	2,881,555	979,098	0	(2,881,555)	(1,902,457)
Capital Outlay	1,368,518	1,854,933	934,089	878,974	5,224,343	2,749,465	3,658,317	3,581,431	3,808,134	1,580,196	2,563,840	5,006,200	2,442,360	0	(5,006,200)	(2,563,840)
Debt Service	1,162,444	1,281,563	1,260,657	1,261,049	1,293,598	1,223,969	1,145,371	1,359,722	1,287,617	1,310,313	1,258,630	1,646,765	388,135	0	(1,646,765)	(1,258,630)
	8,402,452	8,099,784	7,379,680	7,141,406	11,622,699	9,049,092	10,207,786	10,355,072	10,471,771	7,907,546	9,063,729	12,860,195	3,796,466	0	(12,860,195)	(9,063,729)
% Variance vs Previous Year	-17.0%	-3.6%	-8.9%	-3.2%	62.8%	-22.1%	12.8%	1.4%	1.1%	-24.5%		62.6%	41.9%	-100.0%		-100.0%

** Excludes Depreciation

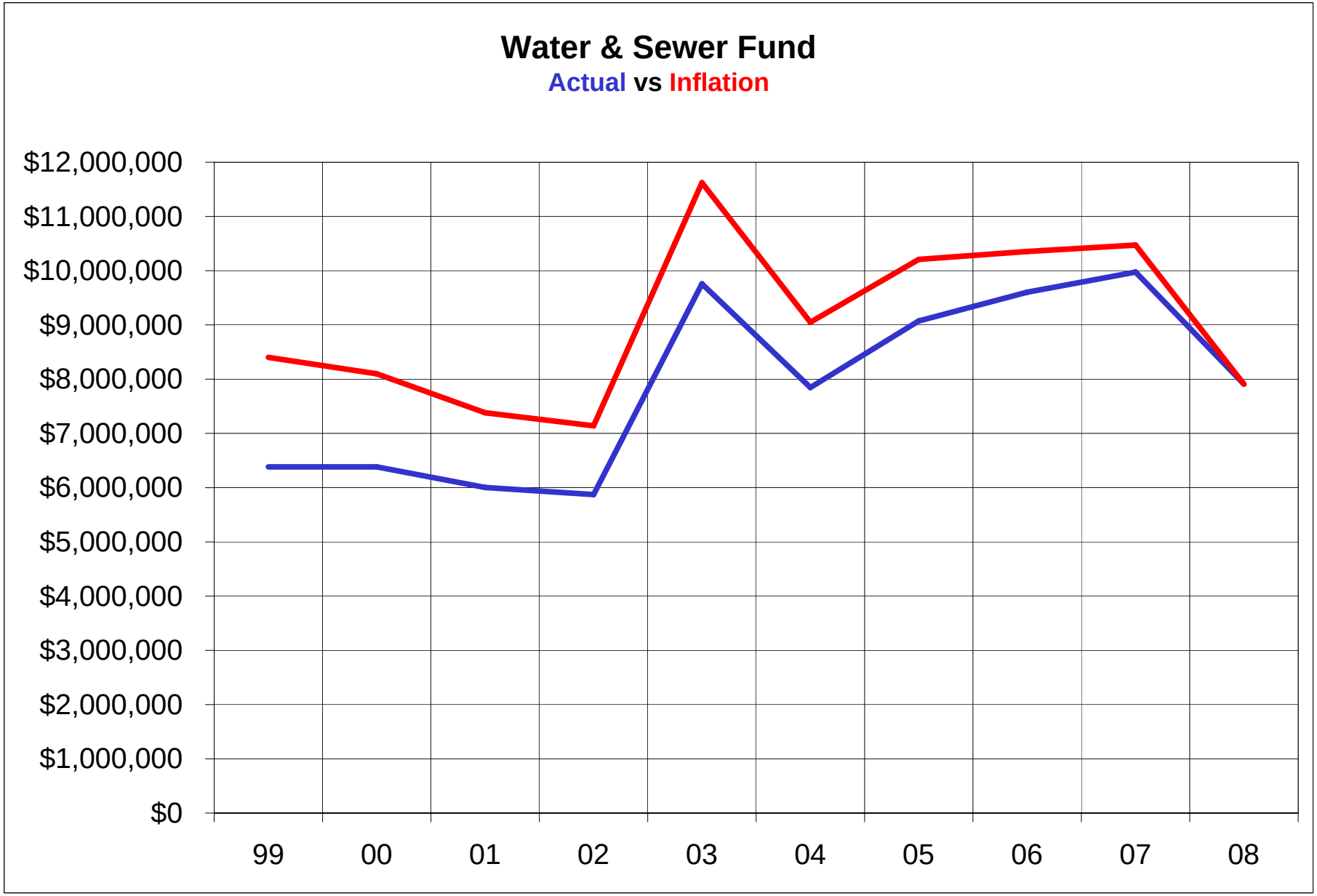
Water & Sewer Fund
Actual vs Inflation
$12,000,000
$11,000,000
$10,000,000
$9,000,000
$8,000,000
$7,000,000
$6,000,000
$5,000,000
$4,000,000
$3,000,000
$2,000,000
$1,000,000
$0
99
00
01
02
03
04
05
06
07
08

MARINA FUND

DEPARTMENTAL FACT SHEET
2009-10 FISCAL YEAR

Existing __X___ New _____

DEPARTMENT & ACTIVITY Presque Isle Marina **Account No.** 594-764

I. FUNCTION:

The P.I. Marina is an Enterprise Fund. Function is to operate and maintain a full service, 97 slip marina and launch ramp facility for daily, seasonal and transient boaters. Services include fuel, gas/diesel, oil, sanitary service, sundry concessions, shower facilities and marine radio base station.

II. REVENUE APPLICABLE TO THIS ACCOUNT:

A. Seasonal Slip Rentals	$ 56,703	
B. Product Sales	$ 17,308	
C. Transient Fees	$ 2,089	
D. Daily Launch Fees		$ 3,792
E. Seasonal Launch Passes	$ 3,572	
F. Interest Revenue	$ 900	
G. Fines	$ 945	
H. Misc Income	$ 356	
Total	$ 85,665	

III. AUTHORIZED POSITIONS:

1	Marina Manager	$14.45/hr for 30 weeks	$ 6,936
2	Marina attendant	$7.40 - $7.99/hour for 28 weeks	$17,556
	Full time and seasonal staff as needed		$ 6,300
		Total	$30,792

IV. PROGRAM STATISTICS;

	2008	2007	2006	2005	2004	2003
Seasonal slip rentals	52	66	58	57	53	58

DEPARTMENTAL FACT SHEET
2009-10 FISCAL YEAR

Existing ___X___ New _____

DEPARTMENT & ACTIVITY Cinder Pond Marina **Account No.** 594-765

I. FUNCTION:

The Cinder Pond Marina is an Enterprise Fund. Function is to operate and maintain a full service 101 slip marina, launch ramp and boat storage facility for daily, seasonal and transient boaters. Services include fuel (gas & diesel), oil, sanitary service, sundry concessions, showers, laundry, day room facilities and marine radio base station.

II. REVENUE APPLICABLE TO THIS ACCOUNT:

A. Seasonal Slip Rentals	$ 91,680
B. Product sales	$ 70,666
C. Transient Fees	$ 13,155
D. Daily Launch Ramp Fees	$ 4,447
E. Seasonal Launch Passes	$ 1,713
F. Fines	$ 350
G. Misc. Income	$ 533
H. Interest	$ 12,047
G. Other	$ 1,159
Total	$195,750

III. AUTHORIZED POSITIONS:

1	Marina Manager	$14.45/hr for 30 weeks	$ 10,404
3	Marina attendant	$7.40 - $7.99/hour for 28 weeks	$ 26,846
	Full time and seasonal staff as needed		$ 4,250
		Total	$41,500

IV. PROGRAM STATISTICS;

	2008	2007	2006	2005	2004	2003
Seasonal Slip Rentals	92	91	88	87	90	88

CITY OF MARQUETTE
REVENUES AND EXPENDITURES
2009-2010 FISCAL YEAR

	594 MARINA FUND REVENUES	2005-06 ACTUAL	2006-07 ACTUAL	2007-08 ACTUAL	2008-09 BUDGET	2008-09 YEAR END ESTIMATE	2009-10 DEPT REQUEST	2009-10 CITY MGR REC	2009-10 COMMISSION APPROVED
	Presque Isle								
594-764-00000-608-0000	TRANSIENT FEES	5,798	3,634	2,090	4,000	2,110	3,000	3,000	3,000
594-764-00000-609-0000	LAUNCHING PERMITS-SEASONAL	3,769	4,454	3,572	1,750	4,120	4,200	4,200	4,200
594-764-00000-610-0000	P.I. LAUNCHING (RED BOX)	4,991	4,470	3,792	4,000	4,075	4,200	4,200	4,200
594-764-00000-626-0000	SERVICES RENDERED-Pump Outs	18	15	20	100	25	100	100	100
594-764-00000-642-0000	SALES	28,278	23,048	17,308	20,000	12,540	15,000	15,000	15,000
594-764-00000-655-0000	FINES	1,355	890	945	450	750	750	750	750
594-764-00000-667-0000	SLIP RENTALS	65,025	51,682	56,703	64,755	55,415	55,500	55,500	55,500
594-764-00000-695-0000	OTHER REVENUE	290	368	336	0	35,000	0	0	0
594-764-00000-699-0000	TRANSFER IN-GENERAL FUND	30,555	27,417	0	39,400	37,570	96,685	96,685	96,685
	SUB-TOTAL PRESQUE ISLE	140,079	115,978	84,766	134,455	151,605	179,435	179,435	179,435
	Cinder Pond								
594-765-00000-608-0000	TRANSIENT FEES	13,744	10,999	13,155	11,500	11,015	11,000	11,000	11,000
594-765-00000-609-0000	LAUNCHING PERMITS-SEASONAL	1,856	2,194	1,713	1,750	1,755	1,800	1,800	1,800
594-765-00000-610-0000	LAUNCHING-RED BOX	3,716	4,746	4,447	4,000	3,780	3,800	3,800	3,800
594-765-00000-626-0000	SERVICES RENDERED-Pump Outs	670	659	534	750	355	500	500	500
594-765-00000-642-0000	SALES	70,071	82,283	70,666	70,000	63,235	65,000	65,000	65,000
594-765-00000-655-0000	FINES	0	0	0	450	0	0	0	0
594-765-00000-665-0000	INTEREST	12,052	16,919	12,047	10,000	2,300	2,300	2,300	2,300
594-765-00000-667-0000	SLIP RENTALS	81,658	95,179	91,680	91,160	92,755	92,775	92,775	92,775
594-765-00000-695-0000	OTHER	56	217	1,348	0	1,450	1,450	1,450	1,450
	SUB-TOTAL CINDER POND	183,823	213,196	195,590	189,610	176,645	178,625	178,625	178,625
	TOTALS	**323,902**	**329,174**	**280,356**	**324,065**	**328,250**	**358,060**	**358,060**	**358,060**

	594 MARINA FUND EXPENSES	2005-06 ACTUAL	2006-07 ACTUAL	2007-08 ACTUAL	2008-09 BUDGET	2008-09 YEAR END ESTIMATE	2009-10 DEPT REQUEST	2009-10 CITY MGR REC	2009-10 COMMISSION APPROVED
	Presque Isle								
594-764-00000-702-0000	SALARIES & WAGES	25,530	27,686	23,129	23,970	24,335	24,490	24,490	24,490
594-764-00000-716-0000	SOCIAL SECURITY	1,950	2,109	1,768	1,835	1,860	1,875	1,875	1,875
594-764-00000-719-0000	UNEMPLOYMENT INSURANCE	203	90	122	325	225	225	225	225
594-764-00000-721-0000	WORKERS COMP INSURANCE	964	496	636	720	755	850	850	850
594-764-00000-727-0000	OFFICE SUPPLIES	351	141	307	100	100	250	250	250
594-764-00000-730-0000	COST OF SALES	28,216	20,118	17,548	18,500	13,025	18,500	18,500	18,500
594-764-99000-730-0000	CREDIT CARD TRANSACTION FEES	0	0	0	0	560	1,100	1,100	1,100
594-764-00000-740-0000	OPERATING SUPPLIES	0	8,933	2,585	1,500	1,930	2,000	2,000	2,000
594-764-00000-775-0000	REPAIR & MAINT SUPPLIES	1,692	2,677	2,534	2,500	3,040	2,500	2,500	2,500
594-764-00000-801-0000	PROFESSIONAL & CONTRACTUAL	3,008	1,907	1,712	2,000	3,500	2,000	2,000	2,000
594-764-00000-806-0000	ADMINISTRATIVE CHARGES	8,208	9,012	8,496	11,400	11,400	14,445	14,445	14,445
594-764-00000-812-0000	TECHNOLOGY SVCS FEE	0	0	0	0	0	12,360	12,360	12,360
594-764-00000-850-0000	COMMUNICATIONS	1,771	1,503	724	1,500	590	0	0	0
594-764-00000-860-0000	TRANSPORTATION	274	432	0	400	0	100	100	100
594-764-00000-910-0000	PROPERTY INSURANCE	3,663	3,699	3,928	4,000	4,140	4,400	4,400	4,400
594-764-00000-920-0000	POWER	4,370	5,154	5,574	5,000	4,800	5,000	5,000	5,000
594-764-00000-922-0000	WATER	1,008	1,071	1,481	1,100	1,175	1,200	1,200	1,200
594-764-00000-923-0000	STORMWATER	862	800	800	800	800	800	800	800
594-764-00000-930-0000	REPAIR & MAINTENANCE	668	95	1,325	2,000	2,240	2,300	2,300	2,300
594-764-00000-945-0000	VEHICLE/EQUIPMENT RENTAL	2,000	6,544	4,770	3,000	4,770	5,000	5,000	5,000
594-764-00000-956-0000	MISCELLANEOUS	0	100	164	200	150	200	200	200
594-764-00000-968-0000	DEPRECIATION	43,538	43,156	43,156	43,550	43,155	43,155	43,155	43,155
	SUB-TOTAL PRESQUE ISLE	128,276	135,723	120,759	124,400	122,550	142,750	142,750	142,750
	Cinder Pond								
594-765-00000-702-0000	SALARIES & WAGES	32,193	28,862	33,897	35,955	37,710	36,740	36,740	36,740
594-765-00000-716-0000	SOCIAL SECURITY	2,457	2,206	2,591	2,750	2,885	2,810	2,810	2,810
594-765-00000-719-0000	UNEMPLOYMENT INSURANCE	220	110	243	485	480	315	315	315
594-765-00000-721-0000	WORKERS COMP INSURANCE	0	492	640	1,080	760	1,280	1,280	1,280
594-765-00000-727-0000	OFFICE SUPPLIES	610	225	173	350	260	600	600	600
594-765-00000-730-0000	COST OF SALES	60,133	69,465	63,858	65,000	58,415	65,000	65,000	65,000
594-765-99000-730-0000	CREDIT CARD TRANSACTION FEES	0	0	0	0	4,200	4,200	4,200	4,200
594-765-00000-740-0000	OPERATING SUPPLIES	0	3,034	3,781	2,300	4,115	2,500	2,500	2,500
594-765-00000-775-0000	REPAIR & MAINT SUPPLIES	2,185	2,025	7,600	4,000	3,185	4,000	4,000	4,000
594-765-00000-801-0000	PROFESSIONAL & CONTRACTUAL	3,800	6,351	2,590	4,000	6,460	6,500	6,500	6,500
594-765-00000-806-0000	ADMINISTRATIVE CHARGES	8,208	9,012	8,496	11,400	11,400	14,445	14,445	14,445
594-765-00000-812-0000	TECHNOLOGY SVCS FEE	0	0	0	0	0	12,360	12,360	12,360
594-765-00000-850-0000	COMMUNICATIONS	4,123	4,265	4,769	3,600	4,690	0	0	0
594-765-00000-860-0000	TRANSPORTATION	274	432	376	400	375	400	400	400
594-765-00000-910-0000	PROPERTY INSURANCE	3,678	3,715	3,942	4,000	4,150	4,400	4,400	4,400
594-765-00000-920-0000	POWER	4,597	4,535	5,559	4,500	5,075	5,100	5,100	5,100
594-765-00000-922-0000	WATER	1,461	1,439	1,955	1,500	1,600	1,600	1,600	1,600
594-765-00000-923-0000	STORMWATER	408	400	400	400	400	400	400	400
594-765-00000-930-0000	REPAIR & MAINTENANCE	2,951	809	1,491	4,000	2,300	2,400	2,400	2,400
594-765-00000-945-0000	VEHICLE/EQUIPMENT RENTAL	2,000	4,411	2,198	2,000	4,900	5,000	5,000	5,000
594-765-00000-968-0000	DEPRECIATION	91,979	91,979	91,148	91,980	91,150	91,150	91,150	91,150
594-765-00000-991-0000	BOND PRINCIPAL	70,000	70,000	70,000	75,000	75,000	70,000	70,000	70,000
594-765-00000-993-0000	AMORTIZATION	920	881	881	900	900	900	900	900
594-765-00000-995-0000	BOND INTEREST	22,567	21,250	19,267	14,595	14,595	12,515	12,515	12,515
(Continued on next page)	SUB-TOTAL CINDER POND	314,764	325,898	325,855	330,195	335,005	344,615	344,615	344,615

(Continued from previous page)

	594 MARINA FUND EXPENSES	2005-06 ACTUAL	2006-07 ACTUAL	2007-08 ACTUAL	2008-09 BUDGET	2008-09 YEAR END ESTIMATE	2009-10 DEPT REQUEST	2009-10 CITY MGR REC	2009-10 COMMISSION APPROVED
	Other								
594-598-00000-972-0000	CAPITAL OUTLAY-LAND IMP	0	2,765	4,745	0	0	0	0	0
594-598-00000-977-0000	CAPITAL OUTLAY - EQUIPMENT	0	0	0	0	0	0	0	0
594-598-00000-997-0000	MARINA RESERVE	0	0	0	5,000	5,000	5,000	5,000	5,000
594-599-00000-989-0000	RESERVE FOR DEPRECIATION	(135,517)	(135,135)	(134,304)	(135,530)	(134,305)	(134,305)	(134,305)	(134,305)
	SUB-TOTAL OTHER	(135,517)	(132,370)	(129,559)	(130,530)	(129,305)	(129,305)	(129,305)	(129,305)
	TOTAL	**307,523**	**329,251**	**317,055**	**324,065**	**328,250**	**358,060**	**358,060**	**358,060**

SALARIES	57,723	56,548	57,026	59,925	62,045	61,230	61,230	61,230
FRINGES	5,794	5,503	6,000	7,195	6,965	7,355	7,355	7,355
SUPPLIES & SERVICES	150,519	172,304	159,136	161,450	163,745	201,060	201,060	201,060
CAPITAL OUTLAY	0	2,765	4,745	0	0	0	0	0
DEBT SERVICE	93,487	92,131	90,148	95,495	95,495	88,415	88,415	88,415
TRANSFERS OUT	0	0	0	0	0	0	0	0
TOTAL	**307,523**	**329,251**	**317,055**	**324,065**	**328,250**	**358,060**	**358,060**	**358,060**

764-801-Grant for Marina Reconstruction.
765-991-Debt: 2003 Refunding Bonds retire in 2014.

City of Marquette
Marina Fund Historical Expenditures**
Stated in Actual Dollars

Dept Name	FY 99 Actual	FY 00 Actual	FY 01 Actual	FY 02 Actual	FY 03 Actual	FY 04 Actual	FY 05 Actual	FY 06 Actual	FY 07 Actual	FY 08 Actual	FY 99 thru FY 08 Average	FY 09 Budget	Variance FY 09 vs Avg	FY 10 Budget	FY 10 vs FY 09	Variance FY 10 vs Avg
Operations	166,027	159,821	246,493	182,951	191,613	246,714	201,313	214,955	235,236	223,043	206,817	234,470	27,653	262,100	27,630	55,283
Capital Outlay	17,426	80,286	17,059	520,375	0	9,000	0	0	2,765	4,745	65,166	0	(65,166)	0	0	(65,166)
Debt Service	99,234	97,237	94,965	97,497	94,842	97,500	99,232	89,067	91,250	85,916	94,674	89,595	(5,079)	82,515	(7,080)	(12,159)
	282,687	337,344	358,517	800,823	286,455	353,214	300,545	304,022	329,251	313,704	366,656	324,065	(42,591)	344,615	20,550	(22,041)
% Variance vs Previous Year	29.6%	19.3%	6.3%	123.4%	-64.2%	23.3%	-14.9%	1.2%	8.3%	-4.7%		5.1%	-11.6%	11.8%		-6.0%

** Excludes Depreciation

City of Marquette
Marina Fund Historical Expenditures**
Stated in Year 2008 Dollars

Dept Name	FY 99 Actual	FY 00 Actual	FY 01 Actual	FY 02 Actual	FY 03 Actual	FY 04 Actual	FY 05 Actual	FY 06 Actual	FY 07 Actual	FY 08 Actual	FY 99 thru FY 08 Average	FY 09 Budget	Variance FY 09 vs Avg	FY 10 Budget	FY 10 vs FY 09	Variance FY 10 vs Avg
Operations	218,572	202,835	302,993	222,511	228,225	284,560	226,464	231,800	246,975	223,043	238,798	234,470	(4,328)	262,100	27,630	23,302
Capital Outlay	22,941	101,894	20,969	632,896	0	10,381	0	0	2,903	4,745	79,673	0	(79,673)	0	0	(79,673)
Debt Service	130,640	123,408	116,732	118,579	112,964	112,457	111,630	96,047	95,804	85,916	110,418	89,595	(20,823)	82,515	(7,080)	(27,903)
	372,154	428,137	440,694	973,986	341,189	407,397	338,094	327,846	345,682	313,704	428,888	324,065	(104,823)	344,615	20,550	(84,273)
% Variance vs Previous Year	27.1%	15.0%	2.9%	121.0%	-65.0%	19.4%	-17.0%	-3.0%	5.4%	-9.3%		5.1%	-24.4%	11.8%		-19.6%

** Excludes Depreciation

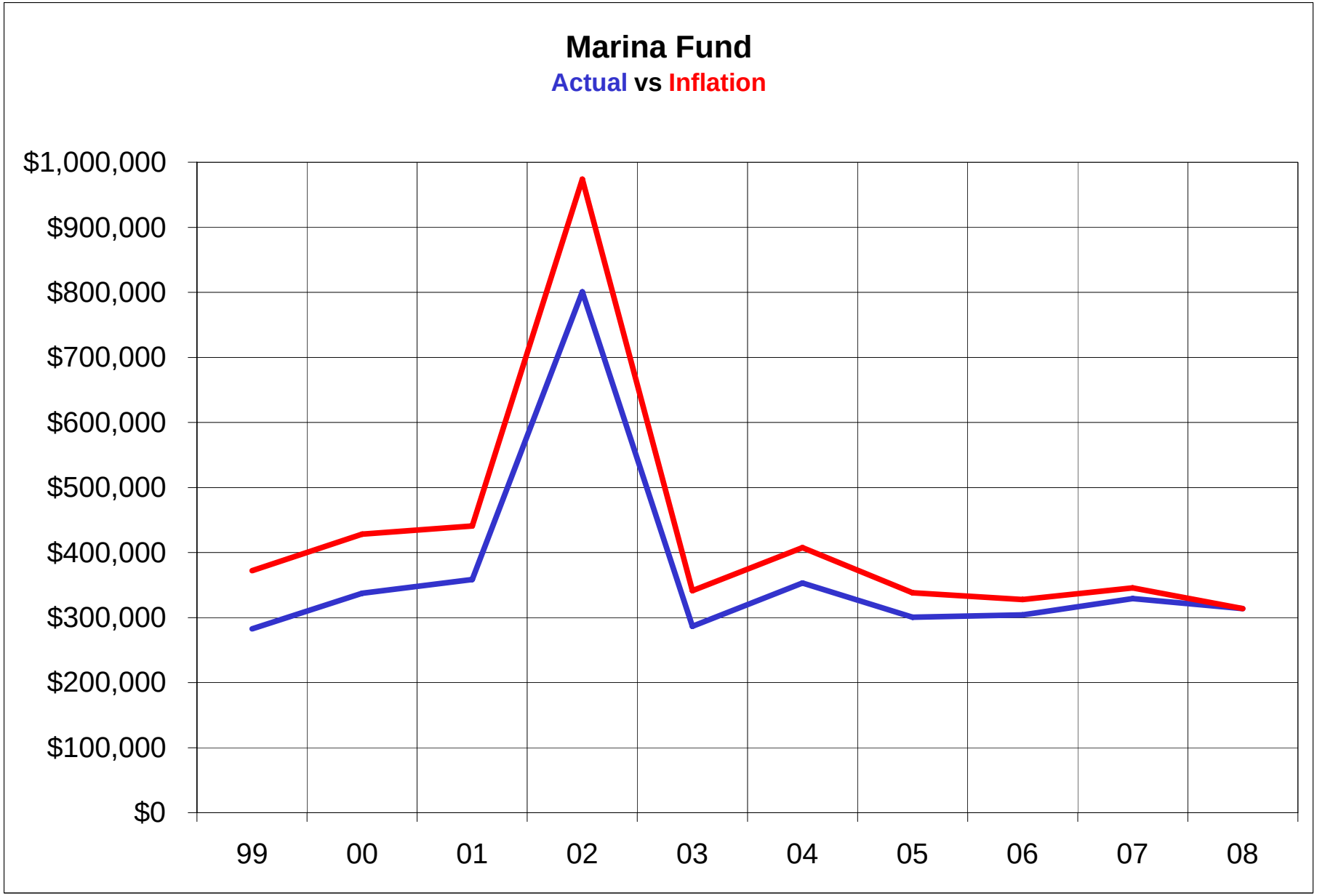
Marina Fund
Actual vs Inflation
$1,000,000
$900,000
$800,000
$700,000
$600,000
$500,000
$400,000
$300,000
$200,000
$100,000
$0
99
00
01
02
03
04
05
06
07
08

TECHNOLOGY SERVICES FUND

DEPARTMENTAL FACT SHEET
2009-10 FISCAL YEAR

Existing_____ New ___X_____

DEPARTMENT & ACTIVITY Technology Services Fund **Account No.** 628-228

I. FUNCTION:

This is a new Internal Service Fund. Previously, this activity was known as the Information Services Department in the General Fund (101-228). By now accounting for this activity as an Internal Service Fund, we should be able to better account and fund for the City's overall technology needs.

Evaluate, coordinate, implement, and support the use of technology within the organization. Encourage uniformity in City business processes and services. Install, administer and support data and voice services. Ensure the integrity of business processes through administration of security and backup/recovery operations. Coordinate all computer and telecommunications related operations. Administer the Cable Television franchise. Lead continued implementation of City "e-government" systems.

II. REVENUE APPLICABLE TO THIS ACCOUNT:

	2005	2006	2007	2008
Cable TV franchise fee:	$180,000	$206,264	$217,629	$178,116
			Total	$ 178,116

III. AUTHORIZED POSITIONS:

1	Information Services Director	$72,479
1	Assistant IS Director	$51,339
1	Network Specialist	$32,947
1	Help Desk Specialist	$36,400

V. PROGRAM STATISTICS;

	2006	2007	2008
- Broadcast City Commission meetings	24	24	24
- Announcements on channel 11	158	155	155

CITY OF MARQUETTE
EXPENDITURES
2009-2010 FISCAL YEAR

ACCOUNT NUMBER	628 TECHNOLOGY SERVICES FUND EXPENDITURES	2005-06 ACTUAL	2006-07 ACTUAL	2007-08 ACTUAL	2008-09 BUDGET	2008-09 YEAR END ESTIMATE	2009-10 DEPT REQUEST	2009-10 CITY MGR REC	2009-10 COMMISSION APPROVED
628-000-00000-667-0000	TECHNOLOGY FEES	0	0	0	0	0	893,160	893,160	893,160
	TOTAL	**0**	**0**	**0**	**0**	**0**	**893,160**	**893,160**	**893,160**

ACCOUNT NUMBER	628 TECHNOLOGY SERVICES FUND EXPENDITURES	2005-06 ACTUAL	2006-07 ACTUAL	2007-08 ACTUAL	2008-09 BUDGET	2008-09 YEAR END ESTIMATE	2009-10 DEPT REQUEST	2009-10 CITY MGR REC	2009-10 COMMISSION APPROVED
628-228-00000-702-0000	SALARIES & WAGES	134,107	142,218	181,168	192,105	196,435	198,365	198,365	198,365
628-228-00000-703-0000	ACCRUED LEAVE RESERVE	0	25,000	2,855	0	0	0	0	0
628-228-00000-715-0000	LONGEVITY	365	675	675	675	880	395	395	395
628-228-00000-716-0000	SOCIAL SECURITY	8,237	10,885	13,768	14,750	15,095	15,205	15,205	15,205
628-228-00000-717-0000	HEALTH INSURANCE	21,833	38,524	49,540	48,570	43,540	52,475	52,475	52,475
628-228-00000-718-0000	LIFE INSURANCE	267	273	449	515	435	525	525	525
628-228-00000-719-0000	UNEMPLOYMENT INSURANCE	114	228	587	590	275	370	370	370
628-228-00000-720-0000	DISABILITY INSURANCE	475	759	911	225	235	495	495	495
628-228-00000-721-0000	WORKERS COMP INSURANCE	808	400	676	695	665	855	855	855
628-228-00000-722-0000	RETIREMENT-MERS	25,372	28,999	33,520	47,535	46,455	52,410	52,410	52,410
628-228-00000-724-0000	RETIREMENT-ICMA	0	2,237	3,996	4,285	4,200	4,625	4,625	4,625
628-228-00000-727-0000	OFFICE SUPPLIES	150	115	154	500	200	400	400	400
628-228-00000-740-0000	OPERATING SUPPLIES	23,828	15,153	35,992	16,000	16,000	16,000	16,000	16,000
628-228-00000-743-0000	COMPUTER PROGRAMS	0	0	2,529	4,500	4,500	0	0	0
628-228-00000-801-0000	PROFESSIONAL & CONTRACTUAL	15,300	7,500	2,616	5,000	5,000	9,500	9,500	9,500
628-228-00000-812-0000	TECHNOLOGY SVCS FEE	0	0	0	0	0	20,500	20,500	20,500
628-228-00000-850-0000	COMMUNICATIONS	23,483	15,932	39,620	28,000	39,500	70,250	70,250	70,250
628-228-00000-860-0000	TRANSPORTATION	1,387	0	86	1,000	500	2,600	2,600	2,600
628-228-00000-865-0000	CONFERENCES/SEMINARS	0	0	0	1,000	500	3,000	3,000	3,000
628-228-00000-910-0000	PROPERTY INSURANCE	0	0	931	1,000	1,145	1,200	1,200	1,200
628-228-00000-930-0000	REPAIR & MAINTENANCE	76,205	85,580	98,018	98,000	100,000	102,000	102,000	102,000
628-228-00000-940-0000	RENTAL	20	144	27,543	51,500	52,500	76,600	76,600	76,600
628-228-00000-978-0000	CAPITAL OUTLAY-COMPUTERS	40,668	0	19,200	10,000	7,000	7,000	7,000	7,000
628-228-00000-979-0000	CAPITAL OUTLAY-SOFTWARE	3,000	8,144	45,730	0	0	34,550	14,550	14,550
628-228-00000-997-0000	RESERVES	0	0	0	0	0	223,840	243,840	243,840
	TOTAL	**375,619**	**382,766**	**560,564**	**526,445**	**535,060**	**893,160**	**893,160**	**893,160**

(Continued on next page)

(Continued from previous page)

ACCOUNT NUMBER	628 TECHNOLOGY SERVICES FUND EXPENDITURES	2005-06 ACTUAL	2006-07 ACTUAL	2007-08 ACTUAL	2008-09 BUDGET	2008-09 YEAR END ESTIMATE	2009-10 DEPT REQUEST	2009-10 CITY MGR REC	2009-10 COMMISSION APPROVED
	SALARIES	134,107	167,218	184,023	192,105	196,435	198,365	198,365	198,365
	FRINGES	57,471	82,980	104,122	117,840	111,780	127,355	127,355	127,355
	SUPPLIES & SERVICES	140,373	124,424	207,489	206,500	219,845	525,890	545,890	545,890
	CAPITAL OUTLAY	43,668	8,144	64,930	10,000	7,000	41,550	21,550	21,550
	DEBT SERVICE	0	0	0	0	0	0	0	0
	TRANSFERS OUT	0	0	0	0	0	0	0	0
	TOTAL	**375,619**	**382,766**	**560,564**	**526,445**	**535,060**	**893,160**	**893,160**	**893,160**

850: Communications:

All departments telephone and internet charges will now be charged here.

930: Software Maintenance:

Charter - $5,500
GEMS - $55,300
BS&A - $7,500
Parking Ticket System - $7,000
OS,Anti-Virus,Anti-Spyware - $9,000
Auto Cad- $6,500
Police Crime Star - $3,500
Miscellaneous - $8,000

940: Rental:

Phone System - $48,000
BLP Pole Rental - $5,500

MUNICIPAL SERVICE CENTER FUND

DEPARTMENTAL FACT SHEET
2009 – 2010 FISCAL YEAR

Existing _X_ New _____

DEPARTMENT & ACTIVITY Municipal Service Center Fund **Account No.** 632-490

I. FUNCTION

Fund the operation and maintenance of the Municipal Service Center building and grounds.

II. REVENUE APPLICABLE TO THIS ACCOUNT:

A.	Land and Building Rental	$ 734,000
B.	Interest	$ 4,710
C.	Fuel Surcharge - Other Revenue	$ 38,270
	Total:	$ 776,980

III. AUTHORIZED POSITIONS:

2009-10	Title	Pay Bracket
1	Building Custodian	$ 29,910

IV. PROGRAM STATISTICS Prior Three Fiscal Years:

A 15,000 sft. cold storage warehouse was completed behind the Municipal Service Center to replace several off-site storage buildings demolished in recent years. Project cost is estimated at $690,000.

In August 1993, the City purchased from Wisconsin Central Railroad 6.07 acres land adjacent to the Municipal Service Center. Purchase price was $105,000.00.

Building occupancy occurred December 21, 1992.

CITY OF MARQUETTE
REVENUES AND EXPENDITURES
2009-2010 FISCAL YEAR

ACCOUNT NUMBER	632 MUNICIPAL SERVICE CENTER FUND REVENUES	2005-06 ACTUAL	2006-07 ACTUAL	2007-08 ACTUAL	2008-09 BUDGET	2008-09 YEAR END ESTIMATE	2009-10 DEPT REQUEST	2009-10 CITY MGR REC	2009-10 COMMISSION APPROVED
632-000-00000-616-0000	FUEL SURCHARGE	3,966	3,514	3,729	2,500	2,500	2,500	2,500	2,500
632-000-00000-665-0000	INTEREST	6,535	3,752	4,710	4,565	3,700	2,000	2,000	2,000
632-000-00000-667-0000	BUILDING RENTAL	640,080	816,000	734,000	811,640	811,640	723,395	723,395	723,395
632-000-00000-673-0000	SALE OF FIXED ASSETS	0	157	0	0	0	0	0	0
632-000-00000-695-0000	OTHER REVENUE	188	0	34,541	0	0	0	0	0
	TOTAL	**650,769**	**823,423**	**776,980**	**818,705**	**817,840**	**727,895**	**727,895**	**727,895**

ACCOUNT NUMBER	632 MUNICIPAL SERVICE CENTER FUND EXPENDITURES	2005-06 ACTUAL	2006-07 ACTUAL	2007-08 ACTUAL	2008-09 BUDGET	2008-09 YEAR END ESTIMATE	2009-10 DEPT REQUEST	2009-10 CITY MGR REC	2009-10 COMMISSION APPROVED
632-490-00000-702-0000	SALARIES & WAGES	57,631	62,469	56,132	60,000	60,000	64,000	64,000	64,000
632-490-00000-703-0000	ACCRUED LEAVE RESERVE	1,991	(1,079)	380	0	0	0	0	0
632-490-00000-715-0000	LONGEVITY	370	370	370	370	370	400	400	400
632-490-00000-716-0000	SOCIAL SECURITY	4,367	4,734	4,233	4,590	4,590	4,900	4,900	4,900
632-490-00000-717-0000	HEALTH INSURANCE	15,904	17,276	18,733	18,560	18,685	15,545	15,545	15,545
632-490-00000-718-0000	LIFE INSURANCE	83	83	83	95	90	95	95	95
632-490-00000-719-0000	UNEMPLOYMENT INSURANCE	70	50	147	145	95	95	95	95
632-490-00000-720-0000	DISABILITY INSURANCE	233	206	188	205	210	215	215	215
632-490-00000-721-0000	WORKERS COMP INSURANCE	404	904	908	890	1,895	1,100	1,100	1,100
632-490-00000-722-0000	RETIREMENT- MERS	3,587	3,579	4,777	4,945	5,520	5,385	5,385	5,385
632-490-00000-727-0000	OFFICE SUPPLIES	0	0	5,955	4,800	4,800	4,800	4,800	4,800
632-490-00000-740-0000	OPERATING SUPPLIES	6,834	8,661	9,530	10,000	10,000	10,000	10,000	10,000
632-490-00000-775-0000	REPAIR & MAINT SUPPLIES	15,144	13,848	23,264	19,000	16,500	18,000	18,000	18,000
632-490-00000-801-0000	PROFESSIONAL & CONTRACTUAL	20,215	26,222	28,054	28,000	30,000	31,000	31,000	31,000
632-490-00000-806-0000	ADMINISTRATIVE CHARGES	29,964	30,084	30,792	57,110	57,110	42,110	42,110	42,110
632-490-00000-810-0000	HEALTH & SAFETY	0	0	406	750	750	750	750	750
632-490-00000-850-0000	COMMUNICATIONS	8,619	10,570	8,831	10,000	10,000	10,000	10,000	10,000
632-490-00000-910-0000	PROPERTY INSURANCE	9,285	9,929	9,919	10,000	9,530	10,000	10,000	10,000
632-490-00000-920-0000	POWER	31,752	36,174	37,115	36,000	36,000	36,000	36,000	36,000
632-490-00000-921-0000	NATURAL GAS	37,212	35,303	38,117	37,000	38,000	39,000	39,000	39,000
632-490-00000-922-0000	WATER	8,003	9,235	9,661	10,000	10,000	11,000	11,000	11,000
632-490-00000-923-0000	STORMWATER	3,503	3,500	3,500	3,800	3,800	4,200	4,200	4,200
632-490-00000-940-0000	RENTAL	1,730	1,960	5,486	6,000	6,600	7,200	7,200	7,200
632-490-00000-945-0000	VEHICLE/EQUIPMENT RENTAL	13,419	21,486	19,374	30,000	34,000	30,000	30,000	30,000
632-490-00000-968-0000	DEPRECIATION	219,501	219,501	219,501	220,000	220,000	220,000	220,000	220,000
632-490-09002-976-0000	CAPITAL OUTLAY-BLDG IMPROVEMENTS	0	3,947	5,493	80,000	105,000	0	0	0
632-490-00000-989-0000	RESERVE FOR DEPRECIATION	(219,501)	(219,501)	(219,501)	(220,000)	(220,000)	(220,000)	(220,000)	(220,000)
632-490-00000-999-0000	TRANSFER OUT-DEBT SERVICE FUND	381,112	383,412	380,088	386,445	386,445	382,100	382,100	382,100
	TOTAL	**651,432**	**682,923**	**701,536**	**818,705**	**849,990**	**727,895**	**727,895**	**727,895**

(Continued on next page)

(Continued from previous page)

	2005-06 ACTUAL	2006-07 ACTUAL	2007-08 ACTUAL	2008-09 BUDGET	2008-09 YEAR END ESTIMATE	2009-10 DEPT REQUEST	2009-10 CITY MGR REC	2009-10 COMMISSION APPROVED
SALARIES	59,622	61,390	56,512	60,000	60,000	64,000	64,000	64,000
FRINGES	25,018	27,202	29,439	29,800	31,455	27,735	27,735	27,735
SUPPLIES & SERVICES	185,680	206,972	230,004	262,460	267,090	254,060	254,060	254,060
CAPITAL OUTLAY	0	3,947	5,493	80,000	105,000	0	0	0
DEBT SERVICE	0	0	0	0	0	0	0	0
TRANSFERS OUT	381,112	383,412	380,088	386,445	386,445	382,100	382,100	382,100
TOTAL	**651,432**	**682,923**	**701,536**	**818,705**	**849,990**	**727,895**	**727,895**	**727,895**

801-Honeywell & Solid Waste contracts.
976-FY 09: $25,000 carried over for Washbay Project from FY 08.
999-Debt: 1998 bonds retire in 2021.

Current Rental charges allocated as follows:
General Fund DPW @ 14%.
General Fund Engineering @ 7%.
Water/Sewer Fund @ 4%.
Motor Pool @ 75%.

City of Marquette
Municipal Service Center Fund Historical Expenditures**
Stated in Actual Dollars

Dept Name	FY 99 Actual	FY 00 Actual	FY 01 Actual	FY 02 Actual	FY 03 Actual	FY 04 Actual	FY 05 Actual	FY 06 Actual	FY 07 Actual	FY 08 Actual	FY 99 thru FY 08 Average	FY 09 Budget	Variance FY 09 vs Avg	FY 10 Budget	FY 10 vs FY 09	Variance FY 10 vs Avg
Operations	181,457	198,090	202,797	229,026	281,345	252,872	293,683	270,320	295,564	321,448	252,660	352,260	99,600	345,795	(6,465)	93,135
Capital Outlay	4,265	23,000	0	2,600	0	25,000	62,072	0	3,947	73,556	19,444	80,000	60,556	0	(80,000)	(19,444)
Debt Service	380,253	377,919	382,328	377,233	381,360	379,928	378,208	381,113	383,412	380,088	380,184	386,445	6,261	382,100	(4,345)	1,916
	565,975	599,009	585,125	608,859	662,705	657,800	733,963	651,433	682,923	775,092	652,288	818,705	166,417	727,895	(90,810)	75,607
% Variance vs Previous Year	-3.8%	5.8%	-2.3%	4.1%	8.8%	-0.7%	11.6%	-11.2%	-7.0%	19.0%		5.6%	25.5%	-11.1%		11.6%

** Excludes Depreciation

City of Marquette
Municipal Service Center Fund Historical Expenditures**
Stated in Year 2008 Dollars

Dept Name	FY 99 Actual	FY 00 Actual	FY 01 Actual	FY 02 Actual	FY 03 Actual	FY 04 Actual	FY 05 Actual	FY 06 Actual	FY 07 Actual	FY 08 Actual	FY 99 thru FY 08 Average	FY 09 Budget	Variance FY 09 vs Avg	FY 10 Budget	FY 10 vs FY 09	Variance FY 10 vs Avg
Operations	238,886	251,404	249,281	278,549	335,102	291,663	330,375	291,503	310,314	321,448	289,852	352,260	62,408	345,795	(6,465)	55,943
Capital Outlay	5,615	29,190	0	3,162	0	28,835	69,827	0	4,144	73,556	21,433	80,000	58,567	0	(80,000)	(21,433)
Debt Service	500,598	479,633	469,963	458,803	454,227	438,209	425,460	410,978	402,546	380,088	442,050	386,445	(55,605)	382,100	(4,345)	(59,950)
	745,098	760,227	719,244	740,513	789,330	758,707	825,661	702,482	717,004	775,092	753,336	818,705	65,369	727,895	(90,810)	(25,441)
% Variance vs Previous Year	-5.7%	2.0%	-5.4%	3.0%	6.6%	-3.9%	8.8%	-14.9%	-13.2%	10.3%		5.6%	8.7%	-11.1%		-3.4%

** Excludes Depreciation

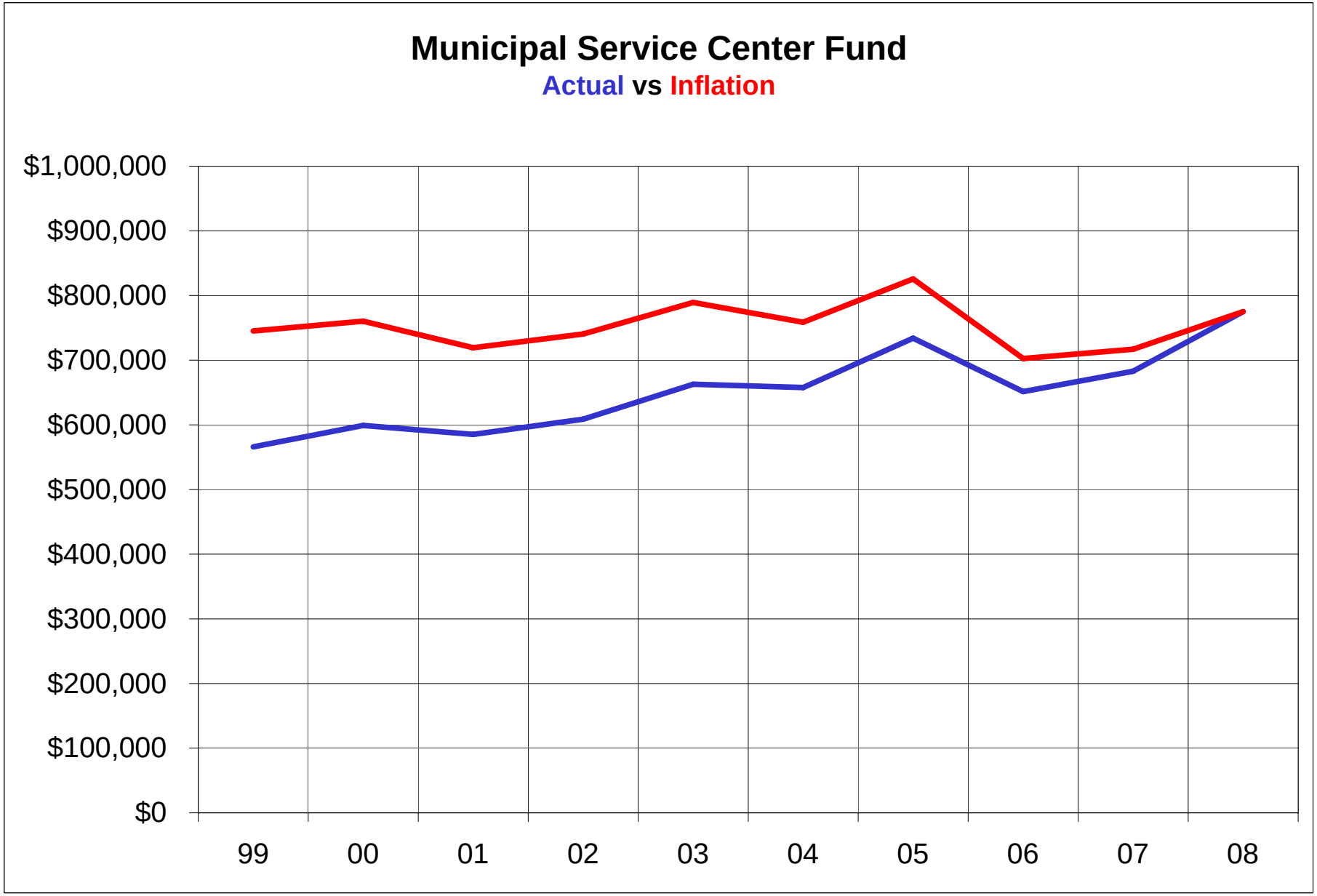
Municipal Service Center Fund
Actual vs Inflation
$1,000,000
$900,000
$800,000
$700,000
$600,000
$500,000
$400,000
$300,000
$200,000
$100,000
$0
99
00
01
02
03
04
05
06
07
08

MOTOR VEHICLE EQUIPMENT FUND

DEPARTMENTAL FACT SHEET
2009 - 2010 FISCAL YEAR

Existing _X_ New _____

DEPARTMENT & ACTIVITY Motor Vehicle Equipment **Account No.** 661-495

I. FUNCTION An internal services department responsible for the specifying, purchase, maintenance and repair of approximately 150 pieces of medium to large equipment and approximately 140 pieces of small equipment, attachments and accessories required by City departments. Motor Pool operations and storage occupy approximately 66,500 square feet or roughly 75% of the Municipal Service Center. The Motor Pool also operates a fuel depot for the City's fleet, Marquette Housing Authority, Marquette Area Public Schools and a number of County owned vehicles.

II. REVENUE APPLICABLE TO THIS ACCOUNT:

A.	Fuel Surcharge	$ 10,860
B.	Interest	$ 22,052
C.	Rentals to City Departments	$ 2,380,564
D.	Sale of Fixed Assets	$ 20,413
E.	Reimbursements	$ 12,871
F.	Other Revenue	$ 11,920
	Total:	$ 2,458,680

III. AUTHORIZED POSITIONS:

2009-10	Title	Pay Bracket
1	Equip. Maint. Supervisor	$ 50,232
4	Mechanics	$ 43,306
1	Maint. Mech./Electrician	$ 43,306
1	Purchasing & Supply Tech.	$ 43,306
1	Apprentice Mechanic	$ 40,061

IV. PROGRAM STATISTICS Prior Three Fiscal Years:

YEAR	VEHICLES PURCHASED	VEHICLES SOLD
08-09	11	13
07-08	11	7
06-07	10	6

YEAR	TOTAL	GALLONS OF FUEL DISPENSED SCHOOLS, POWELL TWP., AMCAB	CITY DEPTS.
07-08	180,611	68,018	112,593
06-07	176,620	63,825	112,755
05-06	183,997	70,222	113,775

CITY OF MARQUETTE
REVENUES AND EXPENDITURES
2009-2010 FISCAL YEAR

	661 MOTOR VEHICLE EQUIPMENT FUND REVENUES	2005-06 ACTUAL	2006-07 ACTUAL	2007-08 ACTUAL	2008-09 BUDGET	2008-09 YEAR END ESTIMATE	2009-10 DEPT REQUEST	2009-10 CITY MGR REC	2009-10 COMMISSION APPROVED
661-000-00000-616-0000	FUEL SURCHARGE	14,884	10,551	10,860	8,000	10,000	10,000	10,000	10,000
661-000-00000-626-0000	OTHER-SCRAP METAL	1,865	3,779	5,591	3,000	5,000	5,000	5,000	5,000
661-000-00000-665-0000	INTEREST	37,939	42,795	22,052	28,000	3,800	5,000	5,000	5,000
661-000-00000-667-0000	VEHICLE/EQUIPMENT RENTAL	1,813,899	1,864,276	2,344,466	2,327,430	2,537,465	2,673,605	2,673,605	2,673,605
661-000-00000-673-0000	SALE OF FIXED ASSETS	14,019	36,044	20,413	40,000	20,000	35,000	35,000	35,000
661-000-00000-676-0000	REIMBURSEMENTS	11,991	23,852	12,871	6,000	40,000	40,000	40,000	40,000
661-000-00000-695-0000	OTHER REVENUE	2,540	3,158	6,329	2,000	5,700	3,000	3,000	3,000
	TOTAL	**1,897,137**	**1,984,455**	**2,422,582**	**2,414,430**	**2,621,965**	**2,771,605**	**2,771,605**	**2,771,605**

	661 MOTOR VEHICLE EQUIPMENT FUND EXPENDITURES	2005-06 ACTUAL	2006-07 ACTUAL	2007-08 ACTUAL	2008-09 BUDGET	2008-09 YEAR END ESTIMATE	2009-10 DEPT REQUEST	2009-10 CITY MGR REC	2009-10 COMMISSION APPROVED
661-495-00000-702-0000	SALARIES & WAGES	370,844	310,214	307,932	325,000	325,000	342,000	342,000	342,000
661-495-00000-703-0000	ACCRUED LEAVE RESERVE	(45,367)	14,498	11,430	0	0	0	0	0
661-495-00000-715-0000	LONGEVITY	3,402	2,160	2,057	2,220	2,210	2,310	2,310	2,310
661-495-00000-716-0000	SOCIAL SECURITY	28,516	23,849	23,787	24,865	24,865	26,200	26,200	26,200
661-495-00000-717-0000	HEALTH INSURANCE	89,580	78,827	144,443	136,335	129,075	106,915	106,915	106,915
661-495-00000-718-0000	LIFE INSURANCE	674	607	662	750	720	750	750	750
661-495-00000-719-0000	UNEMPLOYMENT INSURANCE	470	353	1,027	1,175	735	735	735	735
661-495-00000-720-0000	DISABILITY INSURANCE	1,969	1,586	1,587	1,765	1,770	1,895	1,895	1,895
661-495-00000-721-0000	WORKERS COMP INSURANCE	10,112	8,924	7,500	8,845	10,695	11,185	11,185	11,185
661-495-00000-722-0000	RETIREMENT-MERS	61,170	41,435	52,495	62,615	70,110	63,520	63,520	63,520
661-495-00000-727-0000	OFFICE SUPPLIES	1,639	1,814	0	0	0	0	0	0
661-495-00000-729-0000	FUEL	211,026	228,870	298,860	348,000	305,000	315,000	315,000	315,000
661-495-00000-740-0000	OPERATING SUPPLIES	23,059	30,404	27,156	36,500	36,500	29,000	29,000	29,000
661-495-00000-775-0000	REPAIR & MAINT SUPPLIES	225,285	210,203	230,939	200,000	200,000	200,000	200,000	200,000
661-495-00000-801-0000	PROFESSIONAL & CONTRACTUAL	2,456	5,012	4,459	5,000	5,000	5,000	5,000	5,000
661-495-00000-806-0000	ADMINISTRATIVE CHARGES	59,400	61,824	49,572	82,875	82,875	69,880	69,880	69,880
661-495-00000-810-0000	HEALTH & SAFETY	0	0	483	1,000	1,000	1,000	1,000	1,000
661-495-00000-812-0000	TECHNOLOGY SVCS FEE	0	0	0	0	0	15,250	15,250	15,250
661-495-00000-850-0000	COMMUNICATIONS	2,807	3,447	663	3,500	3,500	3,500	3,500	3,500
661-495-00000-860-0000	TRANSPORTATION	884	1,401	1,869	2,500	2,500	2,500	2,500	2,500
661-495-00000-900-0000	PRINTING & PUBLISHING	1,014	1,719	65	2,500	2,500	2,500	2,500	2,500
661-495-00000-910-0000	PROPERTY INSURANCE	66,780	67,596	58,395	72,000	57,270	60,000	60,000	60,000
661-495-00000-930-0000	REPAIR & MAINTENANCE	19,845	61,486	42,300	50,000	60,000	60,000	60,000	60,000
661-495-00000-943-0000	BLG/OFFICE RENTAL	480,000	611,000	547,400	618,300	618,300	566,800	566,800	566,800
661-495-00000-945-0000	VEHICLE/EQUIPMENT RENTAL	10,021	11,990	14,460	12,000	12,000	12,000	12,000	12,000
661-495-00000-968-0000	DEPRECIATION	573,996	556,914	497,500	575,000	575,000	575,000	575,000	575,000
661-495-00000-977-0000	CAPITAL OUTLAY-EQUIPMENT	49,045	37,525	0	68,500	83,000	200,000	200,000	200,000
661-495-00000-981-0000	CAPITAL OUTLAY-VEHICLES	159,886	250,581	218,946	114,000	103,000	170,000	35,000	35,000
661-495-00000-982-0000	CAPITAL OUTLAY-HEAVY VEHICLES	464,867	195,844	444,743	285,000	290,000	455,000	455,000	455,000
661-599-00000-989-0000	ALLOWANCE FOR DEPRECIATION	(573,996)	(556,914)	(497,500)	(575,000)	(575,000)	(575,000)	(575,000)	(575,000)
661-599-00000-997-0000	RESERVES	(402,247)	(279,014)	(70,648)	(50,815)	0	48,665	183,665	183,665
	TOTAL	**1,897,137**	**1,984,155**	**2,422,582**	**2,414,430**	**2,427,625**	**2,771,605**	**2,771,605**	**2,771,605**

(Continued on next page)

(Continued from previous page)

661 MOTOR VEHICLE EQUIPMENT FUND EXPENDITURES	2005-06 ACTUAL	2006-07 ACTUAL	2007-08 ACTUAL	2008-09 BUDGET	2008-09 YEAR END ESTIMATE	2009-10 DEPT REQUEST	2009-10 CITY MGR REC	2009-10 COMMISSION APPROVED
SALARIES	325,477	324,712	319,362	325,000	325,000	342,000	342,000	342,000
FRINGES	195,893	157,741	233,558	238,570	240,180	213,510	213,510	213,510
SUPPLIES & SERVICES	1,104,216	1,296,766	1,276,621	1,434,175	1,386,445	1,342,430	1,342,430	1,342,430
CAPITAL OUTLAY	673,798	483,950	663,689	467,500	476,000	825,000	690,000	690,000
DEBT SERVICE	(402,247)	(279,014)	(70,648)	(50,815)	0	48,665	183,665	183,665
TRANSFERS OUT	0	0	0	0	0	0	0	0
TOTAL	**1,897,137**	**1,984,155**	**2,422,582**	**2,414,430**	**2,427,625**	**2,771,605**	**2,771,605**	**2,771,605**

981-FY07 is high due to carryovers from prior year.
977 Tractor $125,000
977 Trailer Mounted Sewer Rodder $50,000
977 Trailer Mounted Compressor $25,000
981 Debris Box $35,000
981 (3) Police Patrol Vehicles $105,000
981 4x4 Pickup w/Plow $30,000
982 Dual Broom Street Sweeper $150,000
982 Roll-Off Rock Box $50,000
982 Front End Loader $180,000
982 Dump Trailer $75,000

City of Marquette
Motor Vehicle Equipment Fund Historical Expenditures**
Stated in Actual Dollars

Dept Name	FY 99 Actual	FY 00 Actual	FY 01 Actual	FY 02 Actual	FY 03 Actual	FY 04 Actual	FY 05 Actual	FY 06 Actual	FY 07 Actual	FY 08 Actual	FY 99 thru FY 08 Average	FY 09 Budget	Variance FY 09 vs Avg	FY 10 Budget	FY 10 vs FY 09	Variance FY 10 vs Avg
Operations	1,288,179	1,381,705	1,420,568	1,465,639	1,555,946	1,528,781	1,580,934	1,625,587	1,779,219	1,852,628	1,547,919	1,946,930	399,011	2,081,605	134,675	533,686
Capital Outlay	241,154	658,233	264,931	895,402	766,509	680,358	320,529	673,798	483,950	621,568	560,643	467,500	(93,143)	690,000	222,500	129,357
Debt Service	0	0	0	0	0	0	0	0	0	0	0	0	0	0	0	0
	1,529,333	2,039,938	1,685,499	2,361,041	2,322,455	2,209,139	1,901,463	2,299,385	2,263,169	2,474,196	2,108,562	2,414,430	305,868	2,771,605	357,175	663,043
% Variance vs Previous Year	-10.1%	33.4%	-17.4%	40.1%	-1.6%	-4.9%	-13.9%	20.9%	19.0%	7.6%		-2.4%	14.5%	14.8%		31.4%

** Excludes Depreciation

City of Marquette
Motor Vehicle Equipment Fund Historical Expenditures**
Stated in Year 2008 Dollars

Dept Name	FY 99 Actual	FY 00 Actual	FY 01 Actual	FY 02 Actual	FY 03 Actual	FY 04 Actual	FY 05 Actual	FY 06 Actual	FY 07 Actual	FY 08 Actual	FY 99 thru FY 08 Average	FY 09 Budget	Variance FY 09 vs Avg	FY 10 Budget	FY 10 vs FY 09	Variance FY 10 vs Avg
Operations	1,695,870	1,753,579	1,746,181	1,782,556	1,853,244	1,763,296	1,778,449	1,752,974	1,868,009	1,852,628	1,784,679	1,946,930	162,251	2,081,605	134,675	296,926
Capital Outlay	317,476	835,391	325,657	1,089,016	912,968	784,725	360,575	726,599	508,101	621,568	648,207	467,500	(180,707)	690,000	222,500	41,793
Debt Service	0	0	0	0	0	0	0	0	0	0	0	0	0	0	0	0
	2,013,346	2,588,970	2,071,838	2,871,572	2,766,212	2,548,021	2,139,024	2,479,573	2,376,110	2,474,196	2,432,886	2,414,430	(18,456)	2,771,605	357,175	338,719
% Variance vs Previous Year	-11.8%	28.6%	-20.0%	38.6%	-3.7%	-7.9%	-16.1%	15.9%	11.1%	-0.2%		-2.4%	-0.8%	14.8%		13.9%

** Excludes Depreciation

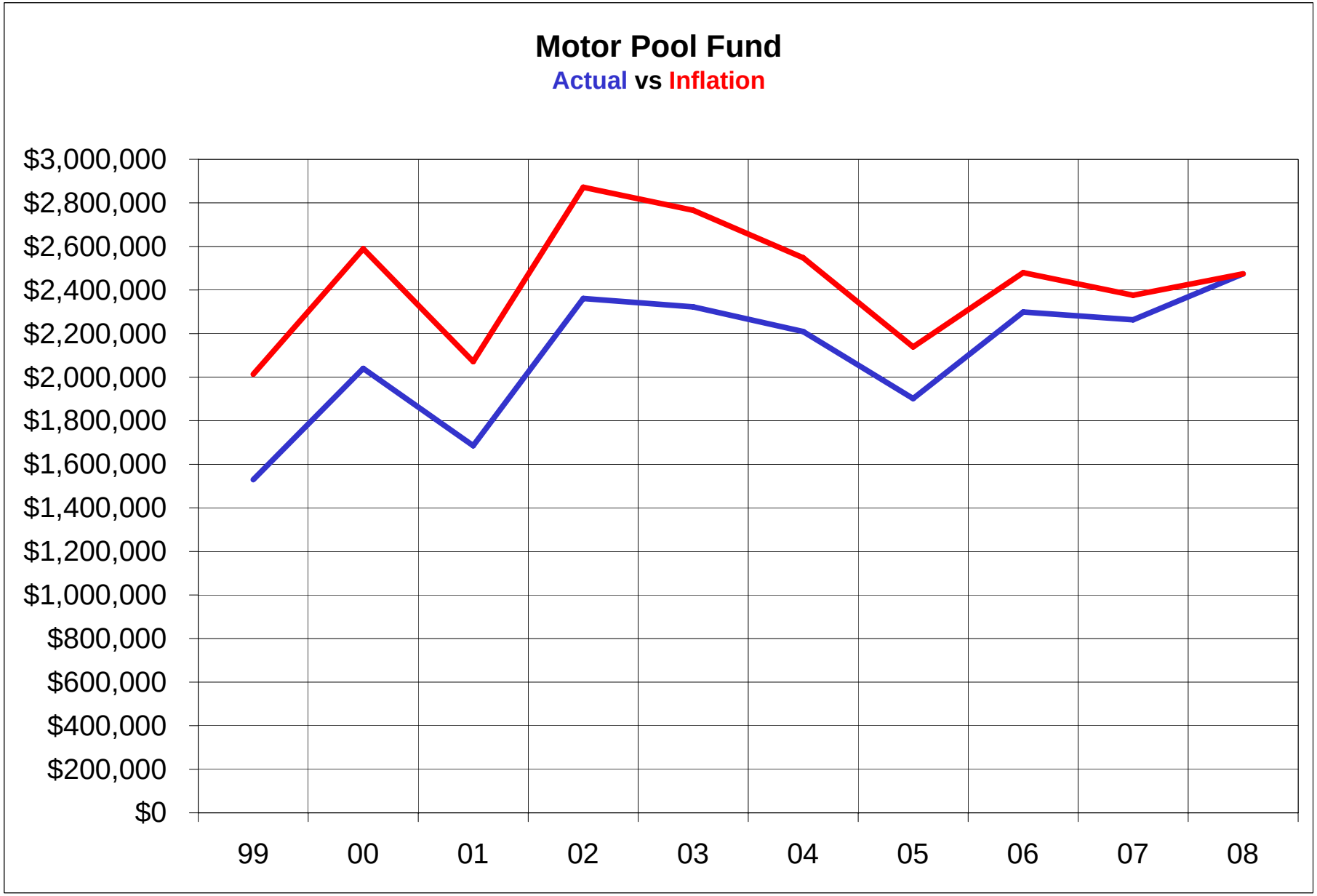
Motor Pool Fund
Actual vs Inflation
$3,000,000
$2,800,000
$2,600,000
$2,400,000
$2,200,000
$2,000,000
$1,800,000
$1,600,000
$1,400,000
$1,200,000
$1,000,000
$800,000
$600,000
$400,000
$200,000
$0
99
00
01
02
03
04
05
06
07
08