

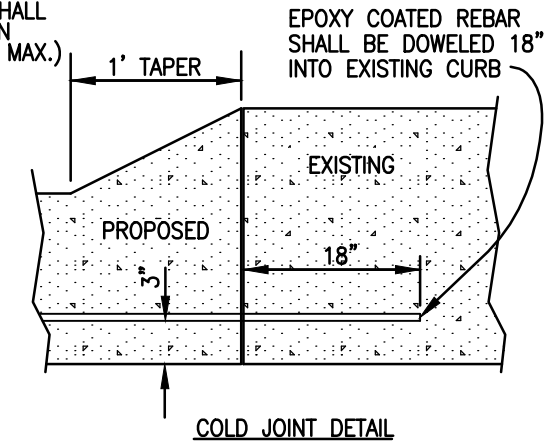
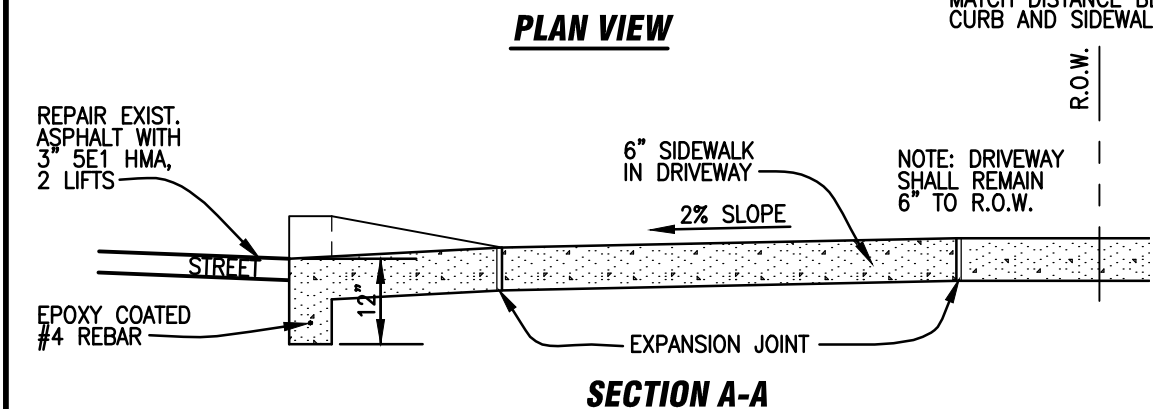
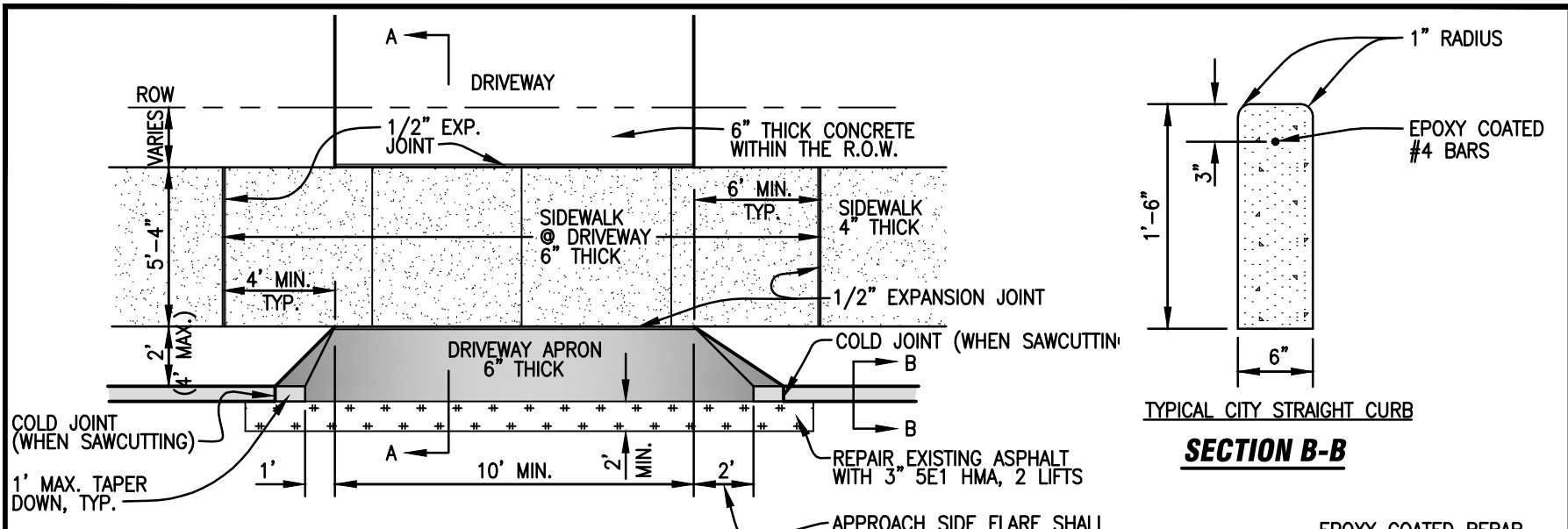
- 1 - REBAR SHALL BE SUPPORTED AGAINST SAGGING USING BAR CHAIRS.
 - 2 - INSTALL EXPANSION JOINTS AT SPRING LINES OF RADII AND AT MAXIMUM 300' INTERVALS AND 10' ON EACH SIDE OF EACH CATCH BASIN.
 - 3 - INSTALL CONTROL JOINT AT INTERVALS OF 20'.
 - 4 - OVERLAP REBAR 12" MINIMUM.
 - 5 - ALL JOINTS SHALL BE PLACED AT RIGHT ANGLES TO THE EDGE OF THE CURB AND GUTTER.
 - 6 - SEE COLD JOINT DETAIL WHERE CURB CUTS ARE INSTALLED ADJACENT TO EXISTING CURB.
 - 7 - THIS DETAIL WILL ALSO APPLY F2 CURB.
 - 8 - ALL CURBING SHALL BE 3500 PSI AND INCLUDE THE ADDITION OF FIBERGLASS FIBERS.
- * NO EXPANSION JOINT NEEDED AT CURB IF SIDEWALK DIMENSION TO FACE OF CURB IS LESS THAN 4'



CITY ENGINEER'S OFFICE
MARQUETTE, MICHIGAN
 300 WEST BARAGA AVE., MARQUETTE, MI 49855
 PHONE (906)228-0440

STANDARD DETAILS
 DRIVEWAY DETAIL WITH C2
 CURB AND GUTTER

APPROVED BY: K. WHITTINGTON
 DRAWN BY: D. SALMON
 DATE: MARCH 20, 2012
 PROJECT FOLDER: J:\CADFILES\STD_DTLS
 FILE NAME: DRIVE DETAIL.DWG



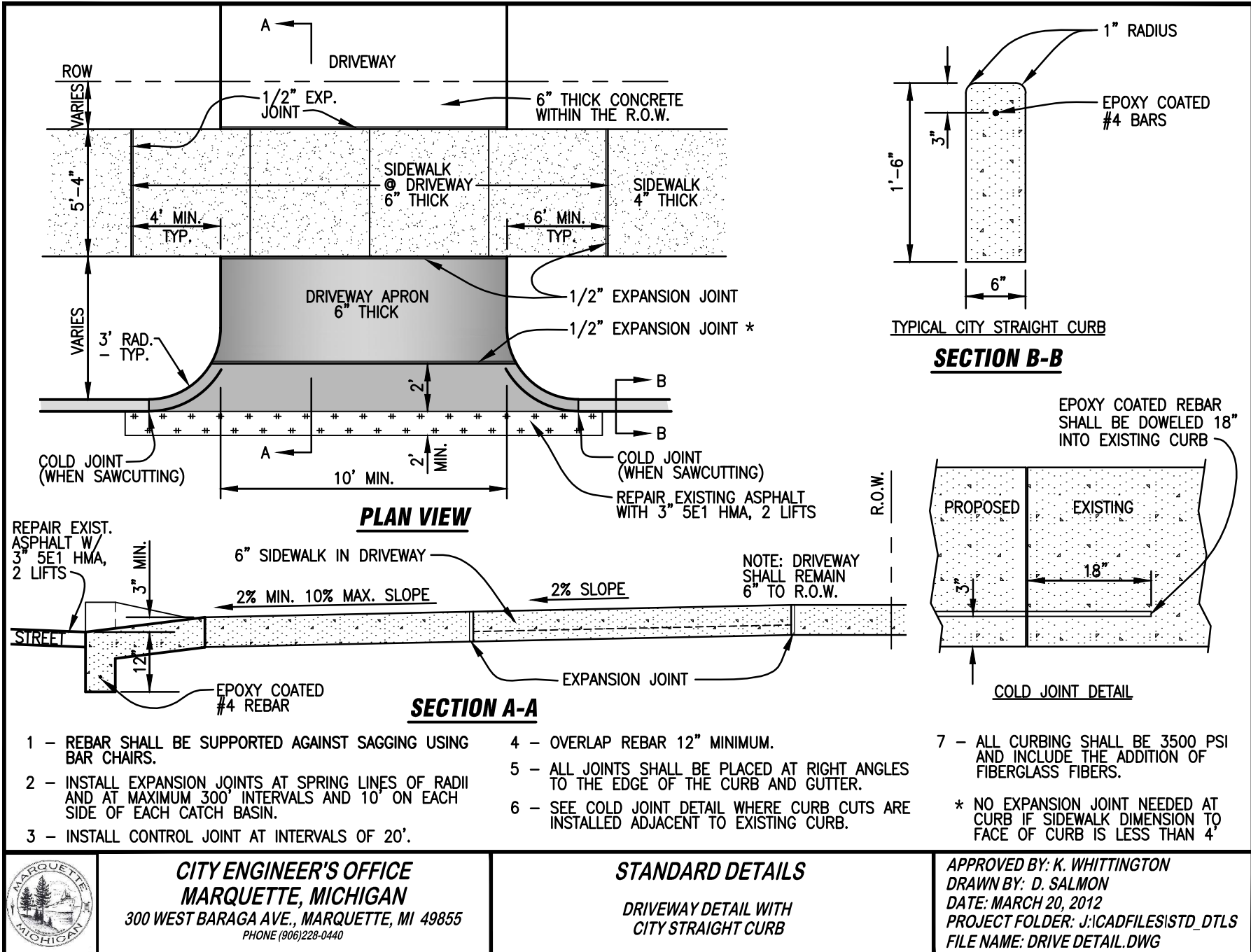
- 1 - REBAR SHALL BE SUPPORTED AGAINST SAGGING USING BAR CHAIRS.
- 2 - INSTALL EXPANSION JOINTS AT SPRING LINES OF RADI AND AT MAXIMUM 300' INTERVALS AND 10' ON EACH SIDE OF EACH CATCH BASIN.
- 3 - INSTALL CONTROL JOINT AT INTERVALS OF 20'.
- 4 - OVERLAP REBAR 12" MINIMUM.
- 5 - ALL JOINTS SHALL BE PLACED AT RIGHT ANGLES TO THE EDGE OF THE CURB AND GUTTER.
- 6 - SEE COLD JOINT DETAIL WHERE CURB CUTS ARE INSTALLED ADJACENT TO EXISTING CURB.
- 7 - ALL CURBING SHALL BE 3500 PSI AND INCLUDE THE ADDITION OF FIBERGLASS FIBERS.



CITY ENGINEER'S OFFICE
MARQUETTE, MICHIGAN
 300 WEST BARAGA AVE., MARQUETTE, MI 49855
 PHONE (906)228-0440

STANDARD DETAILS
 DRIVEWAY DETAIL WITH
 CITY STRAIGHT CURB NEAR SIDEWALK

APPROVED BY: K. WHITTINGTON
 DRAWN BY: D. SALMON
 DATE: MARCH 20, 2012
 PROJECT FOLDER: J:\CADFILES\STD_DTLS
 FILE NAME: DRIVE DETAIL.DWG



CITY ENGINEER'S OFFICE
MARQUETTE, MICHIGAN
 300 WEST BARAGA AVE., MARQUETTE, MI 49855
 PHONE (906)228-0440

STANDARD DETAILS
 DRIVEWAY DETAIL WITH
 CITY STRAIGHT CURB

APPROVED BY: K. WHITTINGTON
 DRAWN BY: D. SALMON
 DATE: MARCH 20, 2012
 PROJECT FOLDER: J:\CADFILES\STD_DTLS
 FILE NAME: DRIVE DETAIL.DWG